

DESCRIPTION:

Model ACR-SEQ4-1509 power distribution panel with sequencer features nine NEMA outlets—six switched (controlled by power switch for sequential activation/deactivation) and three unswitched (always on). All outlets are clearly marked to assist the integrator with connections. Color coded LEDs show sequencing status.

This panel can also be activated and deactivated by a remote switch or alarm system that's connected to the plug-in barrier strip terminal blocks in the back of the panel.

The compact steel chassis with black powder epoxy finish is designed to occupy minimal rack space with overall dimensions of 19"W x 9"D x 1.75"H (1U). Termination is via an attached nine foot power cord with NEMA 5-15P plug.

FEATURES:

- **Outlets:** Unit features a total of nine NEMA outlets, which are either switched (controlled by switch) or unswitched (always on).
 - Front Outlet:
NEMA 5-15R (1 unswitched single)
 - Rear Outlets:
NEMA 5-15R (2 unswitched single, 2 switched single, 2 switched duplex)
- **Activation & Sequencing:**
 - The front rocker style power switch has momentary contacts (normally open SPST) plus rear barrier strip termination blocks for momentary (normally open) remote switches.
 - The switch initializes a four-step delayed start up sequence, activating the switched outlets. A green LED flashes while the unit is powering up and holds steady when the cycle is complete. The switch also initializes the four-step delayed shut down sequence, deactivating the switched outlets in reverse order. A red LED flashes while the unit is powering down and holds steady when the cycle is complete. Delay between steps can be adjusted with a screwdriver (0.5–10 seconds).

- **Connections for External Controls:** Plug-in barrier strip terminal blocks in the rear of the panel allow external controls to activate and deactivate the switched outlets.
 - **Left Terminal Block—input from Alarm System:** Lock On, Lock Off, and Switch Lock for alarm system or master control panel.
 - **Right Terminal Block—input from Remote Switch:** Connect switch with momentary closure.
- **Power Rating:** 120VAC, 60Hz, 15A, 1800W
- **EMI/RFI Filter:** 19dB@500Hz, 42dB@30MHz
- **Circuit Breaker Protection:** 15A breaker with reset switch
- **Power Cord:** Attached 9-ft. cord with NEMA 5-15P plug
- **Chassis:** 19"W x 9"D x 1.75"H (1U), 10 lbs.
- **Certification:** ETL Listed in US/Canada (UL60065)
- **Country of Origin:** Made in the U.S.A. with global components

A&E SPECIFICATIONS:

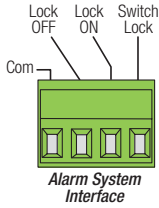
The rackmount power distribution panel with sequencer shall be Lowell Model ACR-SEQ4-1509. It shall feature a total of nine (9) NEMA 5-15R outlets including six (6) switched in rear, two (2) unswitched in rear, and one (1) unswitched in front. A rocker style switch on the front panel shall activate the switched outlets in four steps, and deactivate them in reverse order. The delay between steps shall be screwdriver adjustable (0.5 to 10 seconds). Color coded LEDs shall indicate sequencing status. The panel shall have a power rating of 120VAC, 60Hz, 15A with EMI/RFI filtering. It shall include a 15A system circuit breaker with reset button. The 19"W x 9"D x 1.75"H (1U) steel chassis shall have a black powder epoxy finish. Termination shall be via an attached 9 ft. cord with NEMA 5-15P plug.

WIRING: Since switch functions are handled by low-voltage, low-current DC signals, almost any type of wire will work (CAT5, mic line, intercom wire, speaker wire, or phone wire). Shielding is not required but can be used.

Maximum wire distance: 24 ga.=20,000 ft., 22 ga.=31,200 ft., 18 ga.=76,800 ft.

CONNECTIONS for EXTERNAL CONTROLS: Plug-in barrier strip terminal blocks in the rear of the panel allow external controls to activate and deactivate switched outlets.

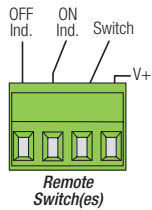
• **LEFT TERMINAL BLOCK – Input from Alarm System:**



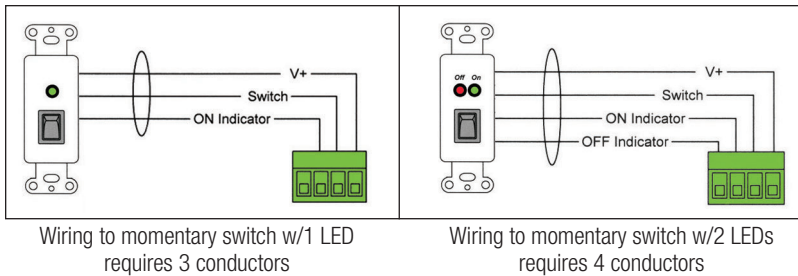
If required by local building code, facility usage, or the Fire Marshal; system switches can be overridden and the system controlled by contact closures provided by the fire alarm panel or another similarly installed device. A maintained contact between the 'Com' terminal and any of the terminals shown will provide the following functions. **CAUTION:** Do not allow alarm system to make more than one of the contacts described below at the same time—it could cause controller board damage

- **Lock OFF:** A maintained contact between the 'Com' terminal and the 'Lock Off' terminal will turn the system off and keep it off regardless of other switch activations. If the system is already off, it will be kept off.
- **Lock ON:** A maintained contact between the 'Com' terminal and the 'Lock On' terminal will turn the system on and keep it on regardless of other switch activations. If the system is already on, it will be kept on.
- **Switch Lock:** A maintained contact between the 'Com' terminal and the 'Switch Lock' terminal will lock the system in its current state, either on or off, regardless of any other switch activations.

• **RIGHT TERMINAL BLOCK – Input from Remote Switch:**



Connect remotely located momentary closure switch(es). Up to five switches can be utilized.



OPTIONS: (order separately)

- Lowell momentary closure switches:

Model	Description	Model	Description
RPSW-MP	1 LED rocker switch, white wall plate	RPSW2-MP	2 LED rocker switch, white wall plate
RPSB-MP	1 LED rocker switch, black wall plate	RPSB2-MP	2 LED rocker switch, black wall plate
RPSB-MR	1 LED rocker switch, 19" panel	RPSB2-MR	2 LED rocker switch, 19" panel
RPSW-MKP	1 LED key switch, white wall plate	RPSW2-MKP	2 LED key switch, white wall plate
RPSB-MKP	1 LED key switch, black wall plate	RPSB2-MKP	2 LED key switch, black wall plate
RPSB-MKR	1 LED key switch, 19" panel	RPSB2-MKR	2 LED key switch, 19" panel

ACR Series Power Distribution Panels

Model No.	Power Rating	Front Outlets	Rear Outlets	Surge Supp.	Power Input	Switch Type	Outlets Controlled by Switch	Network Interface	Charging Ports	Time Delay	Input from Remote Switch	Input from External Trigger	Input from Alarm System	Output to Remote Control	Lights	Country of Origin
ACR-1505-SSI-RC	15A	1 (15A)	4 (15A)	yes	6' cord	---	---	yes	rear	---	---	---	---	---	---	USA
ACR-1506-LTS	15A	---	6 (15A)	yes	9' cord	rocker	all	---	---	---	---	---	---	hd	USA	
ACR-1507-GNLT	15A	1 (15A)	6 (15A)	---	9' det.cord	rocker	2	---	---	---	---	---	---	goose	USA	
ACR-1507-HDLT	15A	1 (15A)	6 (15A)	---	9' det.cord	rocker	2	---	---	---	---	---	---	hd-nt	USA	
ACR-1507-SSI-FC	15A	1 (15A)	6 (15A)	yes	6' cord	---	---	yes	front	---	---	---	---	---	USA	
ACR-1508-SHW	15A	---	8 (15A)	yes	6' conduit	---	---	---	---	---	---	---	---	---	USA	
ACR-1509-S	15A	1 (15A)	8 (15A)	yes	9' cord	rocker	3	---	---	---	---	---	---	---	China	
ACR-159-S	15A	1 (15A)	8 (15A)	yes	9' cord	rocker	all	---	---	---	---	---	---	---	China	
ACR-2009	20A	1 (15A)	8 (15/20A)	---	9' cord	rocker	5	---	---	---	---	---	---	---	USA	
ACR-209-S	20A	1 (20A)	8 (20A)	yes	9' cord	rocker	all	---	---	---	---	---	---	---	China	
ACR-RPC-1508-SD	15A	---	8 (15A)	yes	9' cord	ext	6	---	---	---	yes	yes	yes	---	USA	
ACR-SEQ4-1509	15A	1 (15A)	8 (15A)	---	9' cord	rocker & ext	6	---	---	SEQ	yes	---	yes	---	USA	
ACR-SEQ6-2009	20A	1 (15A)	8 (15A)	---	9' cord	rocker & ext	6	---	---	SEQ	yes	---	yes	yes	USA	

This spec

Surge Suppression = Panel includes basic surge suppression. (For rackmount panels with advanced surge suppression see ACSPR Series.)

Power Input = cord (attached cord), det.cord (detachable cord), conduit (non-metallic flexible conduit)

Switch Type (activation) = rocker (rocker switch on front), ext (external switch, not included)

Outlets Controlled by Switch = Number of outlets activated/deactivated by switch. Other outlets are unswitched (always on).

Network Interface = Panel includes network pass-through ports.

Charging Ports = Panel includes high speed charging connectors for devices (USB-A, Type-C)

Time Delay (SEQ) = Panel includes sequencing to activate/deactivate switched outlets with a time delay between steps (adjustable).

Input from Remote Switch = Panel can be controlled by an external switch, typically placed in a remote location (order RPS Series switch separately).

Input from External Trigger = Panel can be controlled by external trigger voltage (separate control system by others, not included).

Input from Alarm System = Panel can accept control override from an alarm system (alarm by others, not included).

Output to Remote Control = Panel can activate/deactivate remote equipment (order RPC Series remote power controls separately).

Lights = hd (hooded white light), goose (gooseneck lights), hd-nt (hooded night-vision lights)

See individual product spec sheets for more information.

