



Regulatory Information
Please take attention that changes or modification not expressly approved by the party responsible for compliance could void the user's authority to operate the equipment.

FCC compliance: This equipment has been tested and found to comply with the limits for a Class B digital device, pursuant to part 15 of the FCC Rules. These limits are designed to provide reasonable protection against harmful interference in a residential installation. This equipment generates, uses and can radiate radio frequency energy and, if not installed and used in accordance with the instructions, may cause harmful interference to radio communications. However, there is no guarantee that interference will not occur in a particular installation. If this equipment does cause harmful interference to radio or television reception, which can be determined by turning the equipment off and on, the user is encouraged to try to correct the interference by one or more of the following measures:
—Reorient or relocate the receiving antenna.
—Increase the separation between the equipment and receiver.
—Connect the equipment into an outlet on a circuit different from that to which the receiver is connected.
—Consult the dealer or an experienced radio/TV technician for help.

FCC conditions
This device complies with part 15 of the FCC Rules. Operation is subject to the following two conditions:
1. This device may not cause harmful interference.
2. This device must accept any interference received, including interference that may cause undesired operation.

EU Conformity Statement
This product and - if applicable - the supplied accessories too are marked with "CE" and comply therefore with the applicable harmonized European standards listed under the EMC Directive 2014/30/EU, the RoHS Directive 2011/65/EU.
Industry Canada (ICES-003 Compliance)
This device meets the CAN ICES-3 (B)/NMB-3(B) standards requirements.

Power Supply
The input voltage should conform to IEC60950-1 standard: SELV (Safety Extra Low Voltage) and the Limited Power Source. The standard power supply is 12 VDC, or PoE (802.3af), please make sure your power supply matches with your camera. DO NOT connect multiple devices to one power adapter, to avoid over-heating or fire hazards caused by overload. Make sure the plug is properly connected to the power socket.

Environment
The operating environment meets the requirement of the device. The operating temperature shall be -30 °C to 60 °C (-22 °F to 140 °F), and the operating humidity shall be 95% or less (non-condensing). Do not place the camera in extremely hot, cold, dusty or damp locations, and do not expose it to high electromagnetic radiation.

Installation
Make sure the device is firmly secured to any wall or ceiling mountings.
Be sure that there is enough space to install the camera and accessories.
Make sure that the device is in good condition and all the assembly parts are included.
Make sure that the wall is strong enough to withstand at least 4 times the weight of the camera and the mount.
Make sure that the power has been disconnected before you wire, install, or disassemble the device.

INS-01039




☎ +44 (0)1273 811011
✉ support@paxton.co.uk
📧 paxton.support



☎ 877.438.7298
✉ supportUS@paxton-access.com
📧 usapaxton.support



☎ +49 (0) 251 2080 6900
✉ verkauf@paxton-gmbh.de
📧 paxton.gmbh.support



☎ +32 (0) 78485147
✉ support@paxton-benelux.com
📧 paxton.benelux.support


☎ +33 (0)1 57 32 93 56
✉ support@paxtonaccess.fr
📧 paxton.support



☎ +27 (0) 21 4276691
✉ support@paxtonaccess.co.za
📧 paxton.support


☎ +52 55 5351 3667
✉ soporte@paxton-access.com
📧 paxton.soporte


☎ +57 1508 8198
✉ soporte@paxton-access.com
📧 paxton.soporte


☎ +44 (0)1273 811011
✉ support@paxton.co.uk
📧 paxton.support


☎ +31 (0)76 3333 999
✉ support@paxton-benelux.com
📧 paxton.benelux.support


☎ 8000 3570 3783
✉ support@paxtonaccess.ae
📧 paxton.support



