

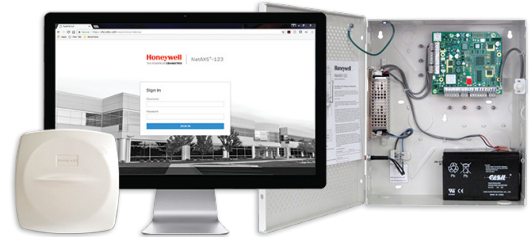
NetAXS-123

Hybrid Access Control Panel

Honeywell's web-based NetAXS controller provides solutions for installations of any size. **NetAXS-123** enables users to securely manage their system anywhere there's an Internet connection—with no dedicated PC or software costs. The user-friendly design makes it simple to install and easy to operate and maintain.

NetAXS-123 gives you all the benefits of traditional access control, such as helping you secure doors, manage employee access, and manage sites remotely. It also lets you pull reports easily to meet compliance requirements. With a browser-based interface, your learning curve and training times are significantly decreased. No dedicated software is required—simply log on and you're ready to go, securely—from the office or anywhere. You can manage **NetAXS-123** using the embedded browser, MAXPRO Cloud's secure cloud infrastructure, or WIN-PAK®'s integrated security suite.

NetAXS-123 has been developed with an installer-friendly design that easily adapts to existing IT infrastructure and methods, reducing installation and support costs. So as your system grows, NetAXS grows with you.



FEATURES AND BENEFITS

Flexible 3-in-1 Capability

- Embedded, cloud, or software-hosted capability from one panel.
- Deploy NetAXS-123 for a large variety of jobs—from basic access control for a single site up to multi-site, enterprise-level security with fully integrated access, video and intrusion.

Faster Installation

- Native IP-based hardware with Power over Ethernet (PoE) capability eliminates additional network module wiring and simplifies powering the panel.
- By-the-door mounting using plastic enclosure decreases cable runs.
- Metal enclosure with included 4-amp power supply and battery backup available for traditional installs or retrofits.

Lower Cost of Ownership

- Expand single door controller to manage 2 or 3 doors* with 1 & 2-door add-on boards.
- Add additional panels and manage using the embedded interface via Ethernet Virtual Loop (EVL)** or RS-485 loops.

Increased Productivity

- New, faster, and more intuitive user interface decreases time spent on deployment and training.
- Embedded browser features basic access control that is simple and easy to use. Add MAXPRO Cloud or WIN-PAK for more advanced features, such as video and intrusion integrations, advanced reporting, and photo badging.

Enhanced Security

- 256-bit AES encrypted communication between panel and hosts (browser, cloud, and WIN-PAK).
- Security certificate capability ensures secure and trusted connections to the panel.
- Panel tamper switch included on both plastic and metal enclosures.


* NXD2 2-door add-on board is only compatible with NX1MPS metal enclosure.

** Ethernet Virtual Loop (EVL) is only compatible with NetAXS-123 panels. Mixed loops with NetAXS-4 require RS-485 connections.

NetAXS-123

ENCLOSURE OPTIONS


NetAXS-123 Compact Plastic Enclosure



Control Panel (NXC1)


- Ethernet Port: Connect to web browser, MAXPRO Cloud or WIN-PAK software
- RS-485 or Ethernet: Connect panels downstream and/or connect to WIN-PAK software (MAXPRO Cloud 4.0 doesn't support downstream panels.)
- USB Port: Easy setup and diagnostics from your laptop
- Color-coded terminal labels
- Removable terminal blocks

NetAXS-123 Standard Metal Enclosure




NetAXS-123 Add-On Boards

NetAXS-123 One Door Add-on Board

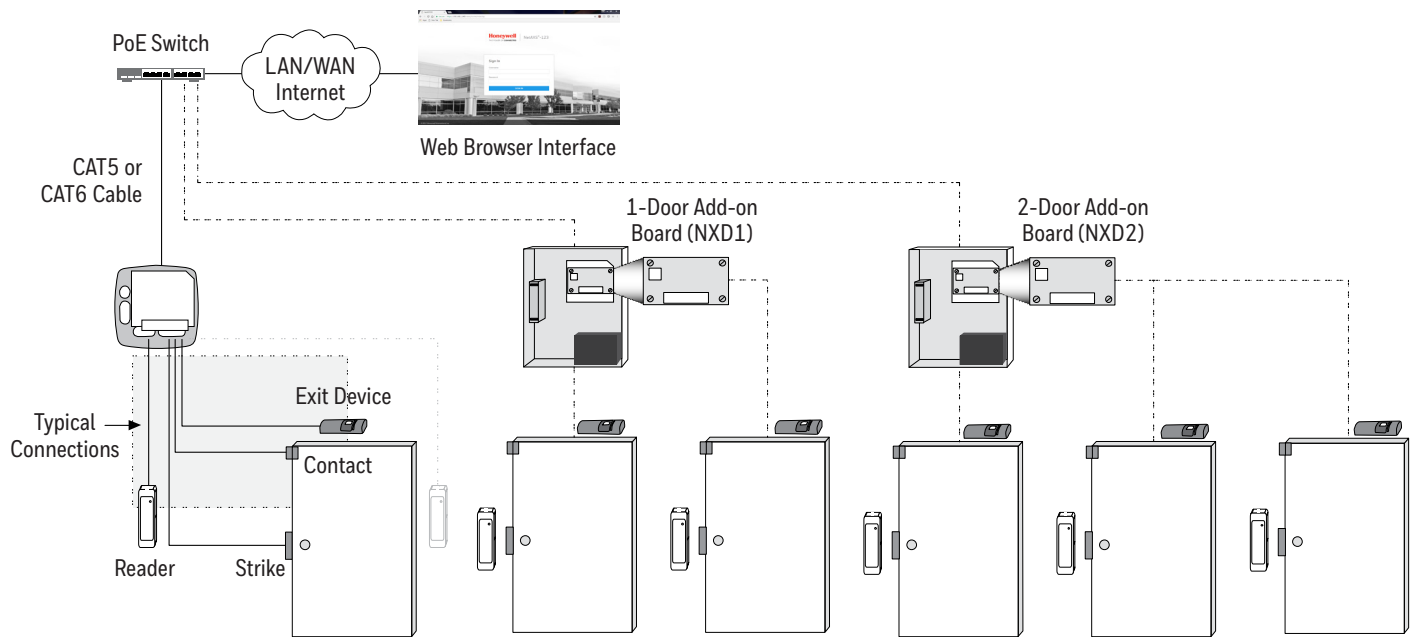


NetAXS-123 Two Door Add-on Board



NetAXS-123

SYSTEM OVERVIEW



NetAXS-123

SPECIFICATIONS

SPECIFICATIONS		NX1P	NX1MPS
COMMUNICATIONS	BUILT-IN COMMUNICATION OPTIONS	Ethernet; RS-485; USB	
	I/O EXPANSION MODULE CONNECTIVITY	Use RS-485 port to connect a maximum of 6 downstream I/O modules (4 output and 2 input)	
	CONTROLLER LOOP CAPABILITY	EVL: 16 NetAXS-123 panels RS-485: 31 NetAXS-123 and/or NetAXS-4 panels total ^{1,2}	
READERS/DOORS	DOOR/READER CAPABILITY	1 door/2 readers (expandable to 2 doors/4 readers)	1 door/2 readers (expandable to 3 doors/6 readers)
	EXPANDABILITY	Expandable to 93 doors/186 readers per controller loop ^{1,2}	
	READER COMPATABILITY	Standard Wiegand protocol supported; ABA not supported	
OUTPUTS	NUMBER OF OUTPUTS	2 SPDT (jumper-selectable NO or NC contacts) per door rated at 3 A @ 28 VDC; 2 open collector outputs (OC) rated at 16 mA @ 12 VDC; reader LED (Aux) and reader buzzer (Aux) per door are available	
	OUTPUT EXPANDABILITY	2 relays, 2 OC expandable to 4 relays, 4 OC with NXD1 add-on board (expandable to 72 total outputs using max. 4 NX4OUT relay output boards)	2 relays, 2 OC expandable to 6 relays, 6 OC with NXD2 add-on board (expandable to 72 total outputs using max. 4 NX4OUT relay output boards)
	RELAY POWER SOURCE	Selectable: 12 VDC self-powered source or 0–28 VDC externally supplied source	
INPUTS	NUMBER OF INPUTS	6 configurable four-state supervised input points (Factory default settings are: Status, REX, Reader Tamper A, Reader Tamper B, Power Fail, and General Input)	
	INPUT EXPANDABILITY	5 inputs expandable to 10 with NXD1 add-on board (expandable to 74 total inputs using max. 2 NX4IN relay input boards)	5 inputs expandable to 14 with NXD2 add-on board (expandable to 74 total inputs using max. 2 NX4IN relay input boards)
	POWER-FAIL AND PANEL TAMPER	Yes	Yes
POWER INPUTS	UNIT INPUT	Power over Ethernet (PoE) 802.3af or external 12 VDC supply	93–264 VAC, 50/60 Hz input provides 12 VDC, 4 A output
	SOCKET OR HARDWARE AC INPUT	—	Yes
	CONTROL BOARD POWER INPUT	Power over Ethernet (PoE) or 12 VDC	12 VDC from included power supply
POWER OUTPUTS	POWER FOR LOCKS/STRIKES/READER(S)/INPUT DEVICES	450 mA, 12 VDC available for strike, reader(s), and input devices when using PoE (If higher current is needed, power by external 12 VDC supply)	1.15 A per door for locks/strikes, readers, and input devices (3.5 A @ 12 VDC total)
	BACKUP BATTERY SYSTEM	Not included	12 VDC, 7 AH battery
ENCLOSURE	MATERIAL	High Impact Plastic	Metal
	PHYSICAL ENCLOSURE SIZE	7.75" (H) × 7.75" (W) × 2.75" (D)	13.9" (H) × 11.9" (W) × 4.7" (D)
	WIRING ACCESS HOLES/KNOCKOUTS	7	19
INSTALLATION	REMOVABLE TERMINAL BLOCKS WITH COLOR-CODED LABELS	Yes	
	GRAPHIC WIRING CARDS/LABELS	Yes	
	CAPTIVE MOUNTING HARDWARE	Yes	
SYSTEM INFORMATION	REAL TIME CLOCK	Global geographic time zone support; Daylight Saving Time support	
	CLOCK SYNCHRONIZATION	Yes: via NTP network server	
	PROCESSOR	Freescale Coldfire 32-bit	
	SYSTEM MEAN TIME BETWEEN FAILURES	250,000 hours	
	TEMPERATURE RATINGS	Operating: 32°F to 120°F (0°C to 49°C); Storage: -67°F to 185°F (-55°C to 85°C)	
	CERTIFICATIONS AND APPROVALS	CE and FCC compliant; UL 294 listing	

- RS-485 panel loop: A total of 31 NetAXS-123 (version 5.01.07 or higher) and NetAXS-4 (version 3.04.15 or higher) panels may be combined in a controller loop for a maximum of 123 doors. NetAXS-4 panels **cannot** be used with an EVL.
- When mixing NetAXS-123 and NetAXS-4 controllers, NetAXS-123 must be the gateway panel and the panel loop must be RS-485.

NetAXS-123

SPECIFICATIONS

SPECIFICATIONS		NX1P	NX1MPS
LEDs	STATUS LEDs	12 LEDs total (12V power, PoE, over current, Ethernet, RS-485, reader[s], door state, run, relay status)	
HOST	SOFTWARE COMPATIBILITY ¹	MAXPRO Cloud, WIN-PAK XE/SE/PE/CS	
	NETAXS-123 AS GATEWAY PANEL	Supported downstream panels include NetAXS-123 and NetAXS-4 ^{2,3}	
	NETAXS-4 AS GATEWAY PANEL	Supported downstream panels include NetAXS-4 only ^{2,3}	
	USING PC13 CONVERTER	Supported downstream panels include NetAXS-123, NetAXS-4, N-1000 family, and NS2	
	USING N-485-PCI-2 CONVERTER	Not compatible	
DOOR CONTROL	DOOR CONTROL MODES	Card only; card and PIN; card or PIN; PIN only; lockdown; disabled; supervisor; escort; limited use card; expire on date; first card rule; snow day rule; time zone toggle; anti-passback; duress ⁴	
	INTERLOCKS FOR CUSTOMER ACTIONS	Yes	
	ANTI-PASSBACK CAPABILITY	Local and global capability; hard and soft implementation	
CARDS AND DATABASE	CARD AND EVENT BUFFER CAPACITY	10,000 card capacity; 25,000 event capacity	
	FIRMWARE REVISION	On-board flash memory for field firmware revision updates and feature expansion	
	OFFLINE DATABASE BACKUP AVAILABLE	Card and configuration databases	
	EXPORT CAPABILITIES	Card database; alarms and events (CSV format) ⁴	
	NUMBER OF CARD FORMATS	128 unique card formats can be supported ⁴	
	SITE CODES	8	
	MAXIMUM CARD FORMAT SIZE	75-bit (maximum card # = 64-bits) ^{4,5}	
	TIME ZONES	127 ⁴	
	ACCESS LEVELS	128	
	HOLIDAYS	255 ⁴	
REPORTING & ANALYSIS	INTEGRATED BASIC REPORTS	Yes	
	IMPORT/EXPORT OF CARD DATABASE	Yes	
	ALARM/EVENT EXPORT	Yes	
WEB	SUPPORTED BROWSERS	Google Chrome	
GLOBAL	SUPPORTED LANGUAGES	English, French, German, Dutch, Italian, Spanish, Czech, Simplified Chinese, Arabic	

1. Software compatibility for NetAXS: All NetAXS versions programmed as N-1000; WIN-PAK SE; WIN-PAK PE; WIN-PAK PRO CS; WIN-PAK CS 4.1; WIN-PAK 2005; WIN-PAK PRO 2005; WIN-PAK 2.0 Release 4; WIN-PAK v3.3 or greater; or WIN-PAK CS 4.2 or greater.
2. RS-485 panel loop: A total of 31 NetAXS-123 (version 5.01.07 or higher) and NetAXS-4 (version 3.04.15 or higher) panels may be combined in a controller loop for a maximum of 123 doors. NetAXS-4 panels **cannot** be used with an EVL.
3. When mixing NetAXS-123 and NetAXS-4 controllers, NetAXS-123 must be the gateway panel and the panel loop must be RS-485.
4. When using WIN-PAK software, this feature may have limitations or may not exist.
5. Suitable for handling the 75-bit transparent card format of PIV, TWIC, and FRAC cards.

NetAXS-123

ORDERING

ONE DOOR SOLUTIONS	
NX1P	One Door, Plastic Enclosure, PoE or externally powered
NX1MPS	One Door, Metal Enclosure, 4-amp power supply and 12V, 7 AH battery backup
ADD-ON BOARDS	
NXD1	One Door Add-on Board (compatible with NX1P and NX1MPS)
NXD2	Two Door Add-on Board (compatible with NX1MPS only)
CONTROL BOARD ONLY	
NXC1	NetAXS-123 Control Board only, 1 Door Controller
STARTER AND EXPANSION KITS	
NX1P10	NetAXS-123 Plastic Enclosure Starter Kit – includes one NX1P and one OP10HON Reader
NX1P30	NetAXS-123 Plastic Enclosure Starter Kit – includes one NX1P and one OP30HON Reader
NX1MPS10	NetAXS-123 Metal Enclosure Starter Kit – includes one NX1MPS and one OP10HON Reader
NXD10P10	NetAXS-123 Expansion Kit – includes one NXD1 and one OP10HON Reader
NXD20P10	NetAXS-123 Expansion Kit – includes one NXD2 and two OP10HON Readers
ACCESSORIES	
NXBAT7	NetAXS-123 12V, 7 AH Backup Battery
NXPS	NetAXS-123 12 VDC, 4 A Power Supply
NXENCM	NetAXS-123 Metal Enclosure
NXENCP	NetAXS-123 Plastic Enclosure
NX4IN¹	NetAXS Input Board - 32 inputs per board. Connect 2 per panel. Total 64 inputs.
NX4OUT¹	NetAXS Output Board - 16 outputs per board. Connect 4 per panel. Total 64 inputs.
NXIOENCKT	Double board enclosure for NX4IN, NX4OUT

1. Requires 24 VDC, 2.3 A (55 W).

For more information

www.honeywell.com/security

Honeywell Security and Fire

2700 Blankenbaker Pkwy, Suite 150

Louisville, KY 40299

1.800.323.4576

www.honeywell.com

Honeywell reserves the right, without notification, to make changes in product design or specifications.

L/NXS123D/D | 10/17

© 2017 Honeywell International Inc.

Honeywell