

KanexPro®

EXT-HD60M



HDMI Extender over CAT6/6a up to 196ft(60M)

USER MANUAL

- 1) Introduction2
- 2) Applications:2
- 3) Features:2
- 4) Safety Precautions3
- 5) Package Includes3
- 6) Installation Requirements3
- 7) Panel Description4
- 8) Installation Procedures5
- 9) Specification **Error! Bookmark not defined.**
- 10) Troubleshooting6
- 11) After-sales Service.....7
- Warranty7

● 1) Introduction

The KanexPro EXT-HD60M is a compact HDMI Extender with local HDMI output designed to carry DVI/ HDMI signals over distances beyond the capability of standard HDMI/ DVI cable. It extends video and audio over a single CAT6 cable up to 196ft. (60m) and is compliant with HDCP and EDID to enhance Deep Color and optimal resolutions up to HD 1080p/60.

In addition, the extender provides auto-adjustment, buffering and signal equalization to maintain pixel-perfect resolution up to HD 1080p/60 on a single CAT6 cable.

● 2) Applications:

Ideally used for extending HDMI signals over CAT6 in home theater applications, small office, house of worship centers and classrooms, where HDMI sources such as a Blu-ray player, HDMI laptop, or cable box are remotely connected to the display.

Please Note:

Will not work with CAT5/5e, please use CAT6 or 6a. To reduce video signal dropouts from lightings, ceiling fans and other EMI issues, it is strongly recommended that you terminate shielded CAT6 and use shielded RJ45 connectors with our extender products.

● 3) Features:

- Extend DVI/HDMI over CAT6 cable up to 196ft. (60m)
- Local HDMI output on Transmitter for preview
- Supports full HD 1080p (1920x1080@60Hz)
- Digital audio support
- HDCP 1.4 & EDID compliant
- Full IR control over CAT6
- Supports 16-bit per channel (48-bit all channels)
- Compact metal enclosure
- Built-in mounting kits
- Easy to install

● 4) Safety Precautions

1. Do not mix up HDMI to RJ45 Transmitter and RJ45 to HDMI Receiver before installation.
2. Do not hot plug when it is working.
3. Use DC5V power supply only. Make sure specification matches if using Adapters not supplied by the factory.

● 5) Package Includes

HDMI to RJ45
sender TX*1pcs



RJ45 to HDMI
receiver RX*1pcs



User manual*1pcs



DC5V1A*2pcs



IR blaster extension
cable *1pcs




IR receiver extension
cable*1pcs

● 6) Installation Requirements


1. HDMI source device (computer graphics card, DVD, PS3, HD monitoring Equipment etc.)
2. HDMI display device like SDTV, HDTV, projector with HDMI port.
3. UTP/STP cat6/6A/7cable follows standard IEEE-568B.

● 7) Panel Description

Transmitter

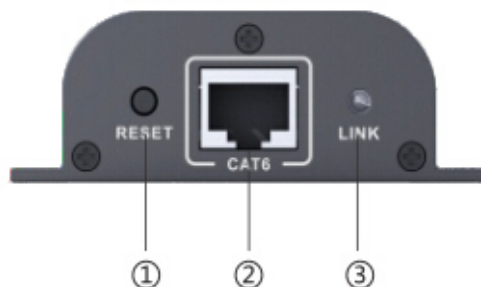


- ① HDMI signal output
- ② HDMI signal indicator led
It lights on all the time with HDMI signal input, flashes with no signal input.
- ③ HDMI signal input




- ④ IR signal output to connect with blaster extension cable
- ⑤ RJ45 signal output
- ⑥ Reset
- ⑦ DC5V power input

Receiver



- ① Reset
- ② RJ45 signal input
- ③ RJ45 indicator led
It lights on all the time with HDMI signal transmission, flashes with no signal transmission.



- ④ DC5V power input
- ⑤ HDMI signal output
- ⑥ IR signal input to connect with IR receiver extension cable

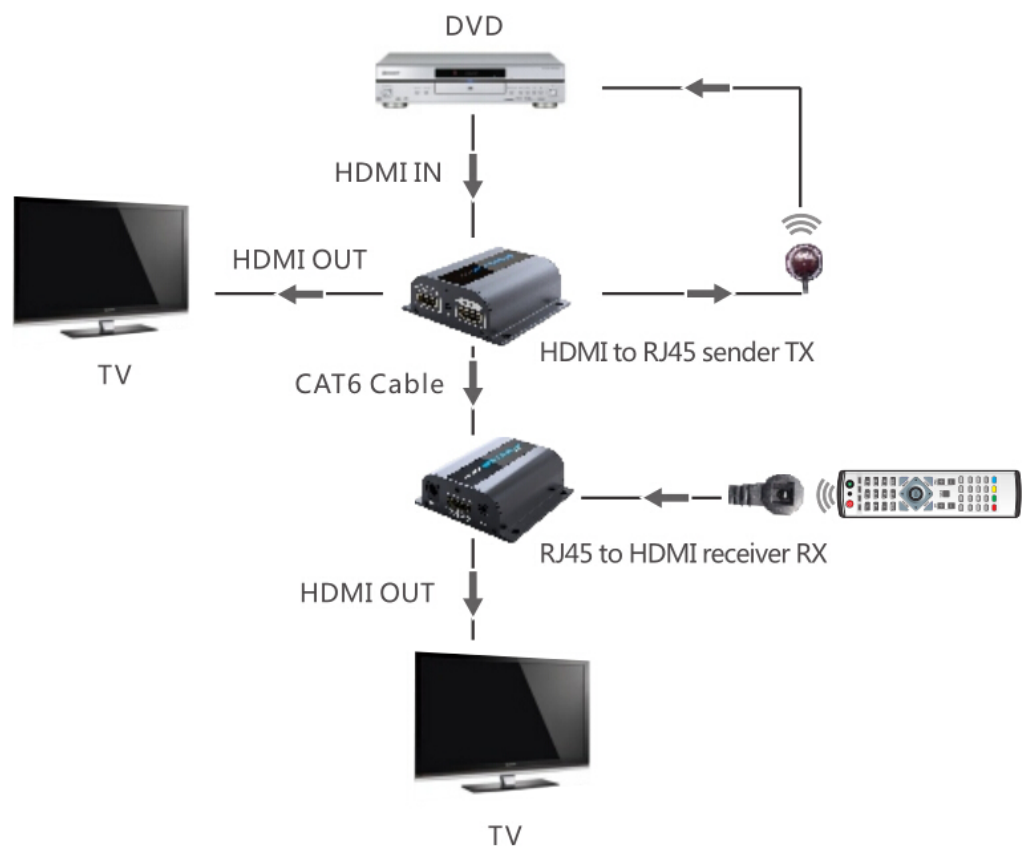
● 8) Installation Procedures

1. Cat6 network cable

Follow the standard of IEEE-568B:

- | | |
|-----------------|----------------|
| 1- Orange/white | 5- Blue/white |
| 2- Orange | 6- Green |
| 3- Green/white | 7- Brown/white |
| 4- Blue | 8- Brown |

2. Connection Diagram



3. Connection instruction:

- 1) Connect HDMI source to the Tx HDMI Input
- 2) Connect cat6 cable between Tx and Rx
- 3) Connect RX HDMI output with HDTV HDMI input.
- 4) Power on the device and it works

● 9) Specification

Items	Specifications
HDMI signal	Compatible with HDCP 1.4
Support resolutions	480i@60Hz, 480p@60Hz, 576i@50Hz, 576p@50Hz, 720p@50/60Hz, 1080i@50/60Hz, 1080p@50/60Hz
Network cable	Low resistance and consumption oxygen-free Copper core (CAT6, CAT6A, CAT7)
Transmission length	CAT6: 60m at 1080p
IR remote control	Support 20~60KHz wide frequency IR remote control
Working temperature	0°C~60°C
Power supply	DC5V/1A
Power consumption	TX<3W; RX<2W
Product dimension	2.81'(L)*2.62'(W)*0.97'(H) *2pcs
Weight	0.18lb+ 0.17lb or 83g+80.6g
Color	Black

● 10) Troubleshooting

Q: No image output or audio and video display is not normal?

- A: 1) Adjust RX "RESET" button to reset the device.
2) Try shorter network cable to reconnect.

Q: RX "LINK" led is flashing all the time?

- A: 1) Make sure network cable connection follows the standard of IEEE-568B.
2) Check whether TX has HDMI signal input.
3) Reset TX&RX and reconnect.

Q: RX "LINK" led lights on all the time but no image output?

- A: 1) Press RX "RESET" button to reset the device.
2) Make sure HDMI cable is well connected with TV.
3) Make sure the network cable is fine copper wired.

● 11) After-sales Service

- 1) If there appear some problems when running HD-Ext60M, please check and deal with the problems reference to this user manual. Any transport costs are borne by the users during the warranty.
- 2) You can email to our after-sales department or make a call, please tell us the following information about your cases.
 - Product version and name.
 - Detailed failure situations.
 - The formation of the cases.
- 3) We offer products for all three-year warranty, which starts from the first day you, buy this product (The purchase invoice shall prevail).
- 4) Any problem is same with one of the following cases listed; we will not offer warranty service but offer for charge.
 - Beyond the warranty.
 - Damage due to incorrectly usage, keeping or repairing.
 - Damage due to device assembly operations by the maintenance company non-assigned.
 - No certificate or invoice as the proof of warranty.
 - The product model showed on the warranty card does not match with the model of the product for repairing or had been altered.
 - Damage caused by force majeure.
- 5) This document is just a user manual released with the product, not a quality guarantee. Any corrections or new function introductions added, we will update this document without further notice.

Remarks: For any questions or problems, please try to get help from your local distributor.

● Warranty

A. LIMITED WARRANTY

KanexPro™ warrants that (a) its products (the “Product”) will perform greatly in agreement with the accompanying written materials for a period of 36 months (3 full year) from the date of receipt and (b) that the product will be free from defects in materials and workmanship under normal use and service for a period of 3 years.

B. CUSTOMER REMEDIES

KanexPro entire liability and Customer’s exclusive remedy shall be, at KanexPro option, either return of the price paid for the product, or repair or replacement of the Product that does not meet this Limited Warranty and which is returned to KanexPro with a copy of customers’ receipt. This Limited Warranty is void if failure of the Product has resulted from accident, abuse, or misapplication. Any replacement Product will be warranted for the remainder of the original warranty period of 1 year, whichever is longer.

C. NO OTHER WARRANTIES

To the maximum extent permitted by applicable law, KanexPro disclaims all other warranties, either express or implied, including, but not limited to implied warranties of merchantability and fitness for a particular purpose, with regard to the product and any related written materials. This limited warranty gives customers specific legal rights. Customers may have other rights depending on the jurisdiction.

D. NO LIABILITY FOR DAMAGES

To the maximum extent permitted by applicable law, in no event shall KanexPro be liable for any damages whatsoever (including without limitation, special, incidental, consequential, or indirect damages for personal injury, loss of business profits, business interruption, loss of business information, or any other pecuniary loss) arising out of the use of or inability to use this product, even if KanexPro has been advised of the possibility of such damages.

KanexPro™

Brea, California
KanexPro.com