

PHOTOELECTRIC DETECTOR

Smart Line™ series

SL-200QN: 60m/200ft.

SL-350QN: 100m/350ft.

SL-650QN: 200m/650ft.



*Sniper viewfinder™
with 2X magnification*



Conventional



Sniper viewfinder



Various option

Anti Bird Cap ABC-4

Keep birds and small animals off the detector to reduce false alarms. Stop rain and snow streaming in front of the detector to keep the sensitivity.



Back Cover BC-4

Conceal the back side of pole mounted detector.



Pole Side Cover PSC-4

Conceal the gap between two pole mounted detectors in back to back.




Patent pending

Conduit Bracket CBR-4



Beam Alignment Unit BAU-4

Align optical axis automatically. (applicable only to receiving units)




Patent pending

New Mechanical Design

Wide beam & United appearance

The short range mode, SL-200QN with a wide beam pitch is now available. It dramatically reduces false alarms caused by birds and falling leaves. Moreover, it is also important that forms of long and short beams are united.

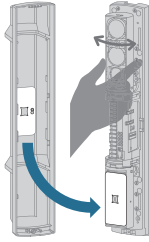


Slim body & Light weight

20% reduction of the body size and 15% reduction of the weight come together in the SL series.

Beam blocking plate

The plate can firmly be fixed on the lens unit without fear to be blown off by wind. The plates can be stored in the back of the front cover.



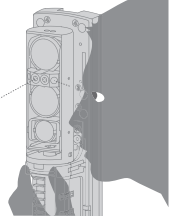
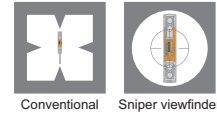
Anti frost design (Hood design)

The hoods are positioned on the both of the upper beam and the lower beam to secure a high and stable beam power by preventing frost from attaching on the front cover.



Sniper viewfinder™ with 2X magnification

The new telescope lens has a high level of visibility for optical alignment work.



IP65 water proof structure

Rubber packing is used for all conceivable points where water or dust may penetrate, such as wiring holes, wire ports and the outer openings on chassis.



Vivid interior color

Easy-to-see vivid interior color for optical alignment.

Alignment dial

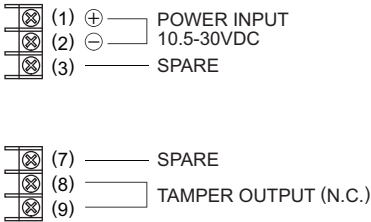
The alignment no longer requires a screwdriver. All you need is touch by your fingers for precise adjustment.

Quad beam with aspherical lenses

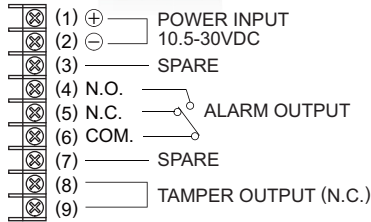
The high-grade aspherical lens create more sharply defined and precise active infrared beams.

TERMINAL

Transmitter



Receiver



Heating unit HU-3 (option)



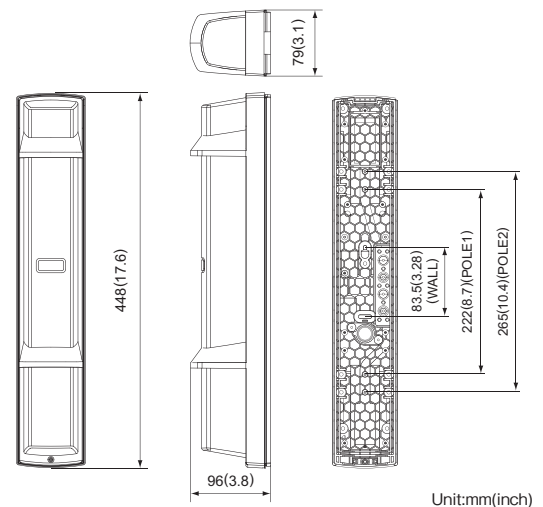
- Power input : 24VAC/DC
- Current draw : 420mA(max.) (Per 1 unit)
- Thermo switch : 60°C (140°F)

SPECIFICATIONS

Model	SL-200QN	SL-350QN	SL-650QN
Maximum detection range	60m / 200ft.	100m / 350ft.	200m / 650ft.
Maximum arrival distance	600m / 2000ft.	1000m / 3500ft.	2000m / 6500ft.
Detection method	Quad infrared beam interruption detection		
Interruption time	Variable between 50/100/250/500 ms (4 steps)		
Power source	10.5 - 30VDC		
Current draw	38mA (Transmitter:8mA Receiver:30mA)	39mA (Transmitter:9mA Receiver:30mA)	40mA (Transmitter:10mA Receiver:30mA)
Output	Alarm output	Form C relay : 30VDC, 0.2A	
	Alarm period	2sec (±1) (Nominal)	
	Tamper output	N.C. (contact output) : 30VDC, 0.1A Opens when cover removed.	
Operating temperature	-25°C - +60°C (-13°F - 140°F)		
Operating humidity	95% (max.)		
Alignment angle	±90° Horizontal, ±10° Vertical		
Dimension	H x W x D mm (inch) : 448(17.6) x 79(3.1) x 96(3.8)		
Weight	2400g(84.7oz) (Total weight of Transmitter + Receiver, excluding accessories)		
International protection	IP65		

* Specifications and design are subject to change without prior notice.

DIMENSIONS



OPTEX CO., LTD. (ISO 9001 Certified / ISO14001 Certified)
5-8-12 Ogoto, Otsu, Shiga, 520-0101 Japan
TEL +81(0)77 579 8670 FAX +81(0)77 579 8190

- http://www.optex.co.jp/e/
- OPTEX INCORPORATED (USA) http://www.optexamerica.com/
- OPTEX (EUROPE) LTD. (UK) http://www.optex-europe.com/ (ISO9001 Certified)
- OPTEX SECURITY SAS (FRANCE) http://www.optex-security.com/
- OPTEX KOREA CO., LTD. (KOREA) http://www.optexkorea.com/
- OPTEX SECURITY Sp. z o.o. (POLAND) http://www.optex.com.pl/
- OPTEX (DONGGUAN) CO., LTD. http://www.optexchina.com/
- SHANGHAI OFFICE (CHINA)