

UNPACKING INSTRUCTIONS

FORWARD BY MIDDLE ATLANTIC

BGR SERIES

THANK YOU

Thank you for purchasing the pre-configured BGR series by Middle Atlantic Products. The packaging of the rack has been designed to be reusable for your convenience. Please read these instructions thoroughly before unpacking this product.

REQUIRED TOOLS

- Power Driver
- Utility Knife
- #2 Phillips Screwdriver or Bit
- 7/16" Wrench or Socket



WARNING: Use tools with caution and follow all necessary safety protocols.

AVERTISSEMENT: Utiliser des outils avec prudence et suivre tous les protocoles de sécurité nécessaires.

INTRODUCTION

NOTE: If you are planning to reuse the packaging and ship the rack to a final location, set aside the following items as you follow the instructions:

- Upper Cap
- Protective Guards
- Outer Corrugated Box
- Corner Protection
- Plastic Bag

REMOVING OUTER PACKAGING

1. Remove upper cap. (FIGURE A)




FIGURE A



REMOVING OUTER PACKAGING (CONTINUED)

2. Remove protective guards from each corner. (FIGURE B)




FIGURE B

3. Use utility knife to remove outer corrugated box. (FIGURE C)




FIGURE C

4. Remove plastic wrap and corner protection from unit and then remove plastic bag. (FIGURE D)




FIGURE D

REMOVING UNIT FROM PALLET

NOTE: If re-shipping after intergrating, you may leave the rack on the pallet.

FOR BGR-4532-FWD ONLY: Use power driver and 7/16" socket to remove (4x) hex screws and mounting brackets from each corner of the pallet as shown. (**FIGURE E**)

Remove (4x) Screws




FIGURE E

FOR BGR-4532-AV ONLY: Use power driver and #2 Phillips bit to remove (8x) screws and mounting brackets from each corner of the pallet as shown. (**FIGURE F**)

Remove (8x) Screws



FIGURE F

1. With the brackets removed from the pallet, use two people to carefully slide the unit off the pallet from one end. After pushing and tilting the unit off the pallet and onto the floor, remove the pallet as shown. (**FIGURE G**)




FIGURE G

WARRANTY

For warranty information, refer to <http://www.middleatlantic.com/company/about-us.aspx#warranty>

Corporate Headquarters

Voice: 973-839-1011 - Fax: 973-839-1976 - International Voice: +1 973-839-8821 -
Fax: +1 973-839-4982 - www.middleatlantic.com - info@middleatlantic.com

Middle Atlantic Canada

Voice: 613-836-2501 - Fax: 613-836-2690 - ca.middleatlantic.com -
customerservicecanada@middleatlantic.ca

Middle Atlantic EMEA Technical Support

Voice: +31 (0) 495 726002 - av.emea.middleatlantic.support@legrand.com

Factory Distribution

United States: New Jersey, California, Illinois - Canada: Ontario - The Netherlands: Weert

At Middle Atlantic Products we are always listening. Your comments are welcome.

Middle Atlantic Products is an ISO 9001 and ISO 14001 Registered Company.



Middle Atlantic Products

what great systems are built on™

middleatlantic.com ■ 800.266.7225