


CAT6 RISER CABLE


23/4 CMR/FT4 EXPRESS BOX




SPEC SHEET




0E-CMR6BLR




0E-CMR6BKR



0E-CMR6WHR



0E-CMR6YWR



0E-CMR6GNR

Physical Characteristics

Conductor : 23 AWG Solid Bare Annealed Copper

Insulation : HDPE (High Density Polyethylene)

Conductor Color Code:

- Pair 1 : Blue - White/Blue, • Pair 2 : Orange - White/Orange
- Pair 3 : Green - White/Green • Pair 4 : Brown - White/Brown

Spline : FR Polyolefin

Rip Cord : Applied longitudinally under jacket

Jacket : PVC (Flame-Retardant, SUN RES & RoHS compliant)

Jacket Legend :

- 0000FT CAT 6 4 PR 23 AWG E507576 (UL) CMR c(UL)us FT4 SUN RES 75C (RoHS)
UL VERIFIED TO TIA-568.2-D CAT 6 ##### RM# A B C D E F 1 2 3 4 5 6 7 8 9

Nominal Cable Diameter (in) : 0.232

Nominal Cable Net Weight (lbs/1000ft) : 27.10

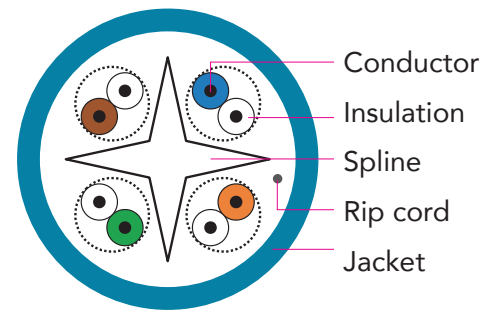
Minimum Bend Radius (in) : 1.0

Maximum Pulling Force (lbs) : 25

Temperature Rating (°F) :

- Installation: +32 to + 140 • Storage & Operation : -4 to + 167

Operating Voltage : 300V



Applications

IEEE802.3: 1000BASE-T, 100 BASE-TX, 10 BASE-T, ANSI/TIA/EIA 854: 1000BASE-TX, 155Mp/s, 1.2 Gb/s ATM, ANSI X3.263: 100Mb/s, IEEE 802.3af DTE Power (PoE), Digital Video



For more information contact your ADI Sales person or visit adiglobal.com/adiexclusivebrands

CAT6 RISER CABLE

23/4 CMR/FT4 EXPRESS BOX



Standard Compliance

- ANSI/TIA-568.2-D
- ANSI/TIA-862 (Building Automation)
- IEC 11801 Ed.2.0 (Class E)
- ICEA S-102-700 (Category 6)
- NEC/CEC Type CMR (UL 1666) for Riser
- UL 444
- RoHS Compliant Directive 2011/65/EU

Certifications



Certifications for Management System

ISO9001: 2008, ISO14001: 2004, OHSAS 18001

Electrical Characteristics

Max. Capacitance (nF/100m @ 1 kHz)	Max. DC Resistance (Ω/100m @ 68°F)	Dielectric Strength (DC-kV, 2s)	Characteristic Impedance (Ω 1~100 MHz)
5.6	9.38	2.5	100 ± 15

Frequency MHz	Insertion Loss dB/100m (Max.)	NEXT dB/100m (Min.)	PSNEXT dB/100m (Min.)	ACRF dB/100m (Min.)	PSACRF dB/100m (Min.)	Return Loss dB/100m (Min.)	PD ns/100m (Max.)	PD Skew ns/100m (Max.)
1	2.0	74.3	72.3	67.8	64.8	20.0	570	45
4	3.8	65.3	63.3	55.8	52.8	23.0	552	45
10	6.0	59.3	57.3	47.8	44.8	25.0	545	45
16	7.6	56.2	54.2	43.7	40.7	25.0	543	45
20	8.5	54.8	52.8	41.8	38.8	25.0	542	45
31.25	10.7	51.9	49.9	37.9	34.9	23.6	540	45
62.5	15.4	47.4	45.4	31.9	28.9	21.5	539	45
100	19.8	44.3	42.3	27.8	24.8	20.1	538	45
250	32.8	38.3	36.3	19.8	16.8	17.3	537	45
300	36.4	37.1	35.1	18.3	15.3	16.8	536	45
400	43.0	35.3	33.3	15.8	12.8	15.9	536	45
500	48.9	33.8	31.8	13.8	10.8	15.2	536	45

* Spec meets ANSI/TIA 568.2-D standard. Sweep tested to 500 MHz, all values are dB/100m (328 ft.) and values above 250 MHz are for informational purposes only.



**For more information contact
your ADI Sales person or visit
adiglobal.com/adiexclusivebrands**