



2N® IP Verso

The 2N® IP Verso security intercom is configurable to your needs thanks to its modularity. It provides reliable access control and allows you to easily interface with other systems. Now also in black, with a fingerprint reader, Bluetooth module, or touch display.



Offices and office buildings
Residential complexes
Family houses
Schools and campuses

State administration public buildings
Home Automation
Hotels

Bluetooth technology

Get the latest technology in access systems. The Bluetooth module lets you eliminate access codes, entry cards, and key distribution.

Touchscreen

Create an intuitive and structured contact list similar to that in your mobile phone. It is water resistant, vandal resistant and easy to read even in direct sunlight.

Camera with night vision

See who is standing in front of your door, even in total darkness. Moreover, the camera is hidden from normal view. The intruder has no clue they're being monitored.

2N® IP Verso

FEATURES & BENEFITS

Adjustable door security levels

Make use of different security modes with the 2N® Mobile Key application, which allows you to adjust the functioning distance from the Bluetooth module.

Intuitive controls and search

The touchscreen has all the functions of a mechanical keyboard. Discover its luxury design and intuitive controls and search.

Access control

Achieve a greater level of security for all those at its location. 2N® IP Verso makes it easy to prevent the entry of unauthorized persons.

Modularity

The modularity of this IP Intercom allows you to configure it to your requirements. Select the specific module, accessories and configurable functions.

SIP support with no server needed

SIP protocol support makes it easy to link the intercom with IP phones and PBX from other producers, without having to connect to the server.

Security relay

This simple additional device prevents intrusion by detecting any unauthorized manipulation of the electronic locking system.

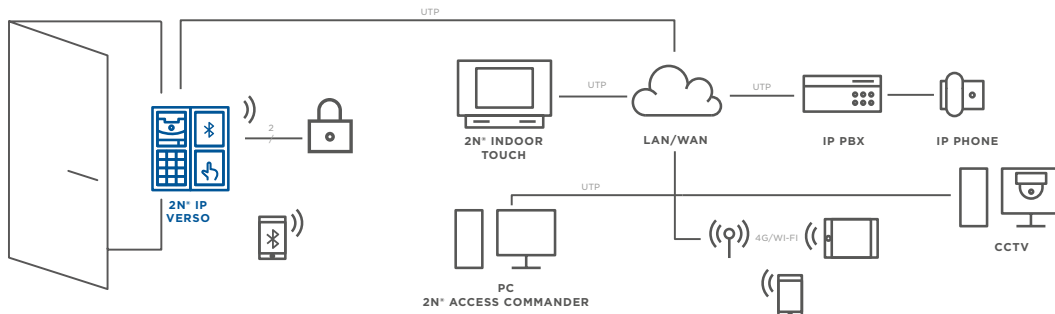
Picture to email

2N® IP Verso allows you to email snapshots of the visitor captured by the camera at the time of the call.

2N® Remote Configuration

Save time and money for onsite support thanks to our free service. Access all your devices remotely via secured cloud connection. Fastest response to your customers requests.

DIAGRAM



TECHNICAL PARAMETERS

Signalling protocol

SIP 2.0 (RFC - 3261)

Buttons

Buttons	Transparent buttons with white backlight and easily removable label
Number of buttons	1 to 146
Numeric keypad	Optional

Audio

Microphone	1 built-in microphone
Speaker	2W
Sound pressure at 1 kHz at 1 m distance	78 dB

Audio stream

Codecs	G.711, G.729, G.722, L16/16kHz
--------	--------------------------------

Camera (optional)

Resolution - JPEG	1280 x 960 px
Resolution - video call	640 x 480 px
Viewing angle	120° (H), 90° (V), 145° (D)
Night vision	Yes

Video stream

Codecs	H.263+, H.263, H.264, MJPEG, MPEG-4
--------	-------------------------------------

Bluetooth module (optional)

Bluetooth Smart technology	
Security	RSA-1024 and AES-128

Touchscreen (optional)

Buttons and keyboard functions	
Operating temperature	-20°C - 60°C
Coverage level	IK07

RFID card reader (optional)

RFID card reader	13.56MHz and 125kHz
Support for NFC	Yes, HCE and the 2N® Mobile Key application needed

Interfaces

Power supply	12V ± 15%/ 2A DC, or PoE
PoE	PoE 802.3af (Class 0 - 12.95W)
LAN	10/100BASE-TX with Auto-MDIX, RJ-45
Switch output	NC/NO contacts, max 30 V/1 A AC/DC
Active switch output	8 to 12 V DC depending on Power supply (PoE: 10 V; adapter: source voltage minus 2 V), max 400mA
Supported protocols	SIP2.0, DHCP opt. 66, ONVIF, SMTP, 802.1x, RTSP, RTP, TFTP, HTTP, HTTPS, Syslog

Mechanical properties

Operating temperature	-40°C - 60°C
Storage temperature	-40°C - 70°C
Operating relative humidity	10%-95% (non-condensing)
Coverage level	IP 54, IK08



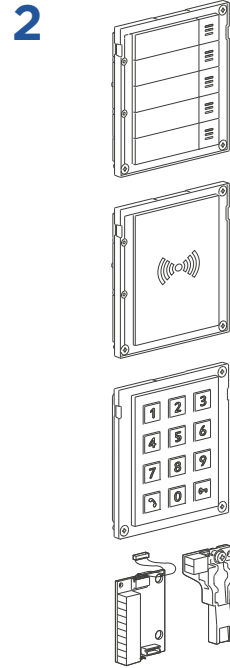
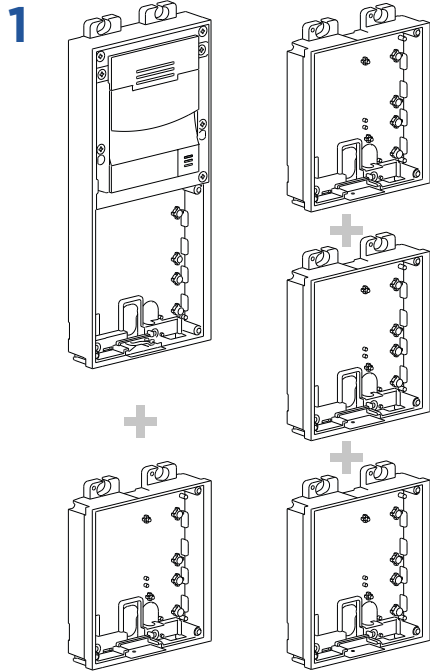
Dimensions

Dimensions depend on configuration of the modules and installation type - see www.2n.cz for details.

Modularity

MODULARITY CLARIFIED

2N® IP Verso can be tailored to your requirements. Select the specific modules, frame and mounting box.



SOFTWARE

2N® Mobile Video - mobile application providing video calls from the intercom to your mobile device

2N® Access Commander software- software to manage 2N IP Intercoms and access units

2N® IP Eye - an application that enriches your desk phone with video from the intercom camera

2N® Network Scanner - application for detecting 2N IP Intercoms and access control units on the network

2N® Mobile Key - an application that turns your mobile phone into an access card

Modularity

MODULES



Main unit with camera
01274-001
01273-001



Main unit without camera
01272-001
01271-001



Infopanel
01252-001



5 buttons
01258-001



Touch Keypad & RFID
01852-001



Bluetooth & RFID Reader
125 kHz, secured 13.56 MHz, NFC
01639-001



RFID card reader
13,56 MHz
125 kHz
01256-001 (13,56MHz)
01255-001 (125kHz)




RFID card reader
13,56 MHz NFC
01262-001 (13,56MHz)
01264-001 (13,56MHz secure)



Fingerprint reader
01276-001



Keypad
01253-001
01254-001



Bluetooth
01266-001



Touchscreen
01275-001



Touch Keypad
01277-001



Induction loop
01263-001



Blind
01261-001



Wiegand
01259-001



Tamper switch
01260-001



I/O
01257-001

FRAMES



Flush installation 1 module
01279-001
01278-001



Flush installation 2 modules
01281-001
01280-001




Flush installation 3 modules
01283-001
01282-001



Surface installation 1 module
01288-001
01287-001



Surface installation 2 modules
01290-001
01289-001



Surface installation 3 modules
01292-001
01291-001

● Black version
● Nickel version

ACCESSORIES

Boxes

Flush-mounting box for 1 module	01284-001
Flush-mounting box for 2 modules	01285-001
Flush-mounting box for 3 modules	01286-001

Other

Extension cable - 1 m long	01267-001
Blind button	01270-001
Extension cable - 3 m long	01268-001

Backplates

Backplate - 1 module	01293-001
Backplate - 2 modules	01294-001
Backplate - 3 modules	01295-001
Backplate - 2(w) x 2(h) modules	01296-001
Backplate - 3(w) x 2(h) modules	01297-001
Backplate - 2(w) x 3(h) modules	01298-001
Backplate - 3(w) x 3(h) modules	01299-001