

BELDEN

SENDING ALL THE RIGHT SIGNALS®

Product Selection Guide



Snap-N-Seal®



Double Bubble™



CABLE PRO.



Audio/Visual and Security Solutions

8285 Tournament Drive, Suite 100
Memphis, TN 38125
800.685.9452

www.belden.com

Product Selection Guide



Snap-N-Seal® ProSNS™ Compression Connectors

Connector Models
Cable-Connector Cross Reference Guide
Installation Instructions

Double Bubble™ Compression Connectors

Connector Models
Cable-Connector Cross Reference Guide
Installation Instructions

Cable Pro® Tools

Cable Strip Tools
Connector Compression Tools
Compression Tool and Connector Kits
Tech Express Tool Kits



Coaxial Connectivity Solutions

Belden is a global leader in end-to-end signal transmission solutions for data, video and audio applications. Our coaxial connectivity solutions products feature superior quality, high-performance compression connectors, tools and accessories for a variety of coaxial installation applications.

The patented design features of our Snap-N-Seal® and Double Bubble™ connector brands provide a secure, dependable connection from start to finish.

- TRUE 360° compression technology creating tools and connectors to work together as a complete, integrated system.
- Connectors meet/exceed SCTE-IPC and Bellcore requirements.
- Connectors provides superior pullout strength.
- One-piece design option on connectors eliminate loose pins and sleeves like found with crimp connectors.
- Non-blind entry sleeve and pin-guide in one-piece connectors assist with the insertion of the cable into the connector.
- Connectors feature internal compression rings to reduce/eliminate water migration.

Snap-N-Seal®

Snap-N-Seal® ProSNS® Compression Connectors

Snap-N-Seal ProSNS connectors combine advanced, patented design features and easy-to-use construction to provide the industry's easiest to install, high-performance compression connector on the market today:

- Non-blind entry (disposable guide sleeve for F's and sliding pin for RCA and BNC connectors).
- Plastic sleeve is up to 50% easier to compress than all-brass connectors.
- Eliminates water migration (F connectors) through proven design features of multiple O-ring placement.
- Superior Ni-Tin plating yields durable finish, preventing corrosion.
- Clear product labeling and color-coded compression sleeves for easy product identification and re-ordering.
- Improved connector design offers the flexibility to be installed with most universal compression tools.



Connector Type	Cable Size											
	Mini Coax	RG59	RG59Q	RG59 Plenum	CCTV	RG6	RG6Q	RG6 Plenum	CCTV	RG11	RG11Q	RG11 Plenum
Snap-N-Seal ProSNS		X	X	X	X	X	X	X	X	X	X	X
Double Bubble	X	X	X	X	X	X	X	X		X	X	

ProSNS® Cable/Connector Cross Reference

RG59 Coaxial Cable



Universal										
ProSNS Part Numbers	Description	Belden	Coleman	Comm-scope	CSC	General	Genesis	Liberty	Tappan	West Penn
FSNS59U	Universal F Male	1186A	92074 92094 99501 993253	5565	212053 212305 211301 862730	395025 395030 C8028			20RG59 FM/CM	2815B WP8195
FSNS59BNCU	Universal BNC	1505A, 1505A-S3-S5-S6, 1505F 8221, 8263, 9100, 9104, 9104P 9110, 9167,								
FSNS59RCAU	Universal RCA	9244, 9259, 9275 82108, 543945								
FSRCA59URA	Univ F Male - Right Angle									

Security/CCTV										
ProSNS Part Numbers	Description	Belden	Coleman	Comm-scope	CSC	General	Genesis	Liberty	Tappan	West Penn
FSNS59BNC SL	Security/CCTV BNC	1426A 8212, 8221 9240, 9265, 9659 543945, 5439W5, 549945	92004 92074 991055 991057 993251 993263	2054V 5550 5553 5554		C1104 C1135 C1142 C8025 C8027 C8028	5001 5009 5013 5103 5104		C30022 H90369	804 814 815 819 2814 AQC815 AQC819

Plenum										
ProSNS Part Numbers	Description	Belden	Coleman	Comm-scope	CSC	General	Genesis	Liberty	Tappan	West Penn
FSNS59PL	Plenum F Male	1370P, 1370R, 1506A 8279, 82259, 89108	99969 99979 993236 993256	2020K-V 2036K-V	221105 221125 592002 861159 862732	C3500 C3526 C8030 495023 495028 495044	5351 5355		D30009 D30124 H90224	25815 25819 250843
FSNS59BNCPL	Plenum BNC	643948, 649948, 6439C8								
FSNS59RCAPL	Plenum RCA									

Plenum - Size 3										
ProSNS Part Numbers	Description	Belden	Coleman	Comm-scope	CSC	General	Genesis	Liberty	Tappan	West Penn
FSNS59BNCPL3	Plenum - Size 3 - BNC	82241 88241								
FSNS59RCAPL3	Plenum - Size 3 - RCA							RG59- CCTV-PL- WHT		

Snap-N-Seal® ProSNS® and Double Bubble™ connectors with a "R" at the end of the part number are available in retail tube packaging.



ProSNS® Cable/Connector Cross Reference

RG6 Coaxial Cable



Universal		
ProSNS Part Numbers	Description	Belden
FSNS6U	Universal F Male	152A 1189A*, 1190A 1530A, 1532A
		1613A, 1614A, 1694A 1840A, 1843A, 1829A 3092A, 3093A
		3131A
FSNS6BNCU	Universal BNC	533945, 5339B5, 5339G5 5339W5, 5399B5 6339Q8
FSNS6RCAU	Universal RCA	7710A, 7711A, 7712A, 7713A 7915A, 7916A, 7916AP 9058, 9062, 9066, 9077 9116, 9116R, 9118 9248, 9290 82120
FSNS1P6QS	F Male - Quad Shield	

* = USES QS CONNECTORS

Coleman	Comm-scope	CSC	General	Genesis	Liberty	Tappan	West Penn
92001	5738,	200201	C5761	5002	QUAD-	C40009	806
92003	5740*	200206	C5775	5003	FLEX*	C40055	250841*
92008	F660BVV	211010	C5776	5007		C40065	2806B
92041	F677TSV*	211011	C5785	5008		C40076	6100
92042	F6SSW*	211015	C5786	5010	18-	C40168	6300
92045		791224	C5789	5011	CMR-SD-	C40181	6310
92049		862729	C8029	5012	BLK	D40019	6350
99601		878945		5021		H90454	AQC806
192061				5027		H90767	AQC841
192115				5050		SU4020	AQC2806
920036				5051		SU4021	0841*
920414				5055			WP6354
992132				5060			WP6355
992479				5061			
993267				5066			
				5067			
				5302			
				5303			
				5307			
				5361			

Plenum		
ProSNS Part Numbers	Description	Belden
FSNS6PL	Plenum F Male	1369P, 1369R 1530AP, 1695A, 9116P
		82120, 82248, 87120, 89120 89248, 633938, 633948 639948, 86120/633
FSNS6BNCPL	Plenum BNC	
FSNS6RCAPL	Plenum RCA	

Coleman	Comm-scope	CSC	General	Genesis	Liberty	Tappan	West Penn
921003	2275K-V	220400	C3521	5352		D40012	25806
921005	2277K-V	220402	C3523	5353		D40018	25841
921007	2279K-V	862733	C3524			D40045	256350
921009	F660BVR	862734	C3525			H90061	257841
921015			C8031			H90794	
921017			495025				
921018			495035				
93265			495036				

Plenum - Quad-Shield		
ProSNS Part Numbers	Description	Belden
FSNS6PLQ	Quad-Shield Plenum F Male	1152A 1189AP
FSNS6BNCPLQ	Quad-Shield Plenum BNC	3093A
FSNS6RCAPLQ	Quad-Shield Plenum RCA	3132A

Coleman	Comm-scope	CSC	General	Genesis	Liberty	Tappan	West Penn
921019	2227						250841

Snap-N-Seal® ProSNS® and Double Bubble™ connectors with a “-R” at the end of the part number are available in retail tube packaging.



ProSNS® Cable/Connector Cross Reference

716SNS1P11HPLA



716SNS1P11H



90SNS1P11H



FSNS1P11HQBNC

RG11 Coaxial Cable

Universal		
ProSNS Part Numbers	Description	Belden
716SNS1P11H	7/16" Universal F Male	1153A
		1523A
		1525A
716SNS1P11HQ	7/16" Quad-Shield F Male	1617A
		1618A
		3094A
FSNS11HBNC	Universal BNC	7731A*
FSNS11HQBNC	Quad-Shield BNC	8213
		9011
		9064
90SNS1P11H	Universal F Male - Right Angle	9764

Coleman	Comm-scope	CSC	General	Genesis	Liberty	Tappan	West Penn
821010	2287K	200210				C60003	811
992153		211300				C60006	821
992155		211198				C60008	0821
922161							250821
991037							

* = 7731A uses 716SNS1P11HQ or FSNS11HQBNC

Plenum		
ProSNS Part Numbers	Description	Belden
716SNS1P11HPLA	7/16" Plenum F Male	1399P, 1399R
		7732A
		9292
		89289
FSNS11HBNCPLA	Plenum BNC	613948, 6139B8

Coleman	Comm-scope	CSC	General	Genesis	Liberty	Tappan	West Penn
821013		220500 220502				D60001 D90011	25811 25821

ProSNS® Cable/Connector Cross Reference

22-24 AWG Connectors



Universal

ProSNS Part Numbers	Description	Belden
FS15	Mini Coax F Male	1164B* 1167B*
FS15BNC	Mini Coax BNC	1371P 1371R
FS15RCA	Mini Coax RCA	1406B* 1407B*
FSBNC15RGB	Mini Coax BNC (Stranded)	1417B*, 1418B*
FSRCA15RGB	Mini Coax RCA (Stranded)	1855A, 1855S3 1855S5, 1855S6
FS15BNCSSST	Mini Coax BNC Splice	573945, 673948
FS15RCASST	Mini Coax RCA Splice	7787A, 7788A, 7789A, 7790A 7791A, 7792A, 7794A, 7796A
FSBNC15RA	Mini Coax BNC Right Angle	8218*

Coleman	Comm-scope	CSC	General	Genesis	Liberty	Tappan	West Penn
99401 99403 99405 99415 99425 99426 993211	7538 7538-B		395031		23-YCLL-SIAM RGB5C-SOL-MINI		2825 25825 45825 825 HD25825 HD825 WP8253*, WP8255*

* = multi-piece connector for stranded or solid center conductor

25-26 AWG Connectors



Universal

ProSNS Part Numbers	Description	Belden
FS1BNC	Sub Mini Coax BNC	1277P-R 1278P-R
FS1RCA	Sub Mini Coax RCA	1279P-R 1280P-R
FSBNC1RGB	Sub Mini Coax BNC (Stranded)	1281R-S3-S4-S5-S6
FSRCA1RGB	Sub Mini Coax RCA (Stranded)	1282R-S3-S4-S5-S6
FS1BNCSSST	Sub Mini Coax BNC Splice	1283S3-S5-S6 HC2648R
FS1RCASST	Sub Mini Coax RCA Splice	HC2650R
FSBNC1RA	Sub Mini Coax BNC Right Angle	

Coleman	Comm-scope	CSC	General	Genesis	Liberty	Tappan	West Penn
					AVC-6-PLN* AVC-14-PLN* AVC-18-PLN* RGB5C-PLN* RGB5C-25-CMP	H91925 H91946 H91924 H91930	253CRGB 255CRGB 3CRGB 5CRGB WP258255 WP258263 WP258265

* = multi-piece connector for stranded or solid center conductor

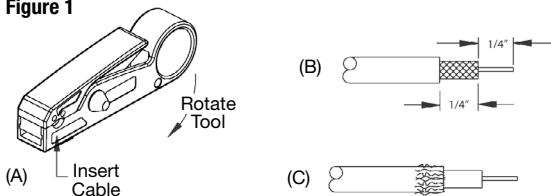
Snap-N-Seal® ProSNS® and Double Bubble™ connectors with a "R" at the end of the part number are available in retail tube packaging.



ProSNS® Connector Installation Instructions

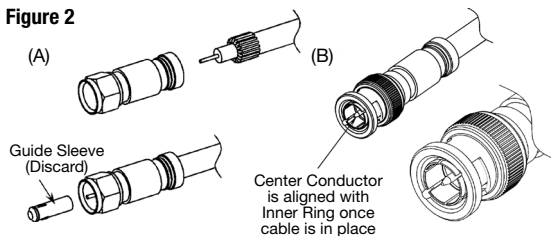
1. Cut the cable off square before starting cable preparation. Open tool by squeezing the handles then insert the cable up to the cable stop.
2. Rotate Cable Pro® PSA59/6 tool as shown in Figure 1 (A): 2 or 4 turns or until the tool turns freely.
3. Pull tool from cable to complete the cable preparation Cable end should appear as shown in Figure 1 (B).
4. If using single braid cables, fold the braid back over the jacket. If using quad shield cable, fold the outer braid over the jacket. Score and remove the foil (if applicable). Fold the inner braid over the jacket (Figure 1 (C)).

Figure 1



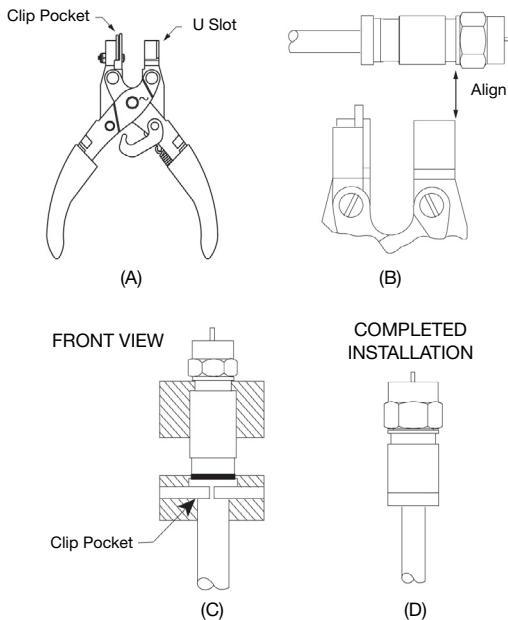
5. Insert the prepared cable end into the connector.
F Connector: Push the center conductor into the plastic guide sleeve and push the cable until the dielectric is flush with the inside surface of the nut. Discard the guide sleeve after the cable has been installed. See Figure 2 (A) below.
BNC Connector: Push the center conductor into the center pin and push the cable until the center pin is aligned with the outer edge of the inner ring as shown in Figure 2 (B).

Figure 2



6. Align the Cable Pro® CPSNSCT-596 installation tool "U SLOT" with the connector tool groove (FIGURE 3 (A)).
7. Slide the connector into the "U SLOT" and press the cable through the movable plates (FIGURE 3 (B)). The plates should close completely around the cable (FIGURE 3 (C)) and the plastic sleeve should seat in the pocket.
8. Squeeze the handles together until the plastic sleeve snaps into place. Release the handles and pull the cable and connector from the tool.
9. The sleeve is completely compressed where there is no gap between the sleeve and the connector body. If the sleeve has an o-ring, it should not be visible (Figure 3 (D)).

Figure 3





Double Bubble™ Compression Connectors

Double Bubble compression connectors are designed for structured wiring, security cameras and other exposed wiring installations.

- The Double Bubble design allows the metal of the connector body to mold around cable when compressed. This reduces the cost of the connector and eliminates the need for a compression sleeve for compression.
- F, RCA and BNC connectors for RG59 and RG6 cables.
- BNC and RCA connectors for RGB/mini coax cables.



Double Bubble™ Cable/Connector Cross Reference



DB59BNCU



DB59U



DB59RCAU

RG59 Coaxial Cable

Universal

Double Bubble Part Numbers	Description	Belden	Coleman	Comm-scope	CSC	General	Genesis	Liberty	Tappan	West Penn
DB59U	Universal F Male	1186A	92074	5565	212053	395025			20RG59 FM/CM	2815B WP8195
DB59BNCU	Universal BNC	1505A, 1505A-S3-S5-S6, 1505F 8221, 8263, 9100, 9104, 9104P 9110, 9167, 9244, 9259, 9275 82108, 543945	92094		212305	395030				
DB59RCAU	Universal RCA		99501		211301	C8028			20RG5 9FM+1 8/2/CM	
DB59BNCHD	High Definition BNC		993253		862730					

Security/CCTV

Double Bubble Part Numbers	Description	Belden	Coleman	Comm-scope	CSC	General	Genesis	Liberty	Tappan	West Penn
DB59BNCSL	Security/CCTV BNC	1426A 8212, 8221 9240, 9265, 9659	92004	2054V		C1104	5001		C30022 H90369	804 814 815
DB59RCASL	Security/CCTV RCA	543945, 5439W5, 549945	92074	5550		C1135	5009			819 2814
			991055	5553		C1142	5013			AQC815
			991057	5554		C8025	5103			AQC819
			993251			C8027	5104			
			993263			C8028				

Plenum

Double Bubble Part Numbers	Description	Belden	Coleman	Comm-scope	CSC	General	Genesis	Liberty	Tappan	West Penn
DB59PL2/4	Plenum - Size 2/4 - F Male	1370P, 1370R, 1506A 8279, 82259, 89108	99969	2020K-V	221105	C3500	5351		D30009 D30124 H90224	25815 25819 250843
DB59BNCPL2/4	Plenum - Size 2/4 - BNC		99979	2036K-V	221125	C3526	5355			
DB59RCAPL2/4	Plenum - Size 2/4 RCA		993236		592002	C8030				
			993256		861159	495023				
					862732	495028				
						495044				

Plenum - Size 3

Double Bubble Part Numbers	Description	Belden	Coleman	Comm-scope	CSC	General	Genesis	Liberty	Tappan	West Penn
DB59BNCPL3	Plenum - Size 3 - BNC	82241 88241								
DB59RCAPL3	Plenum - Size 3 - RCA							RG59-CCTV-PL-WHT		

Snap-N-Seal® ProSNS® and Double Bubble™ connectors with a "R" at the end of the part number are available in retail tube packaging.



Double Bubble™ Cable/Connector Cross Reference

RG6 Coaxial Cable



Universal			Col- man	Comm- scope	CSC	General	Genesis	Liberty	Tappan	West Penn
ProSNS Part Numbers	Description	Belden								
DB6U	Universal F Male	152A	92001	5738,	200201	C5761	5002	QUAD-	C40009	806
		1189A*, 1190A	92003	5740*	200206	C5775	5003	FLEX*	C40055	250841*
		1530A, 1532A	92008	F660BHV	211010	C5776	5007		C40065	2806B
		1613A, 1614A, 1694A	92041	F677TSV	211011	C5785	5008	18-	C40076	6100
DB6BNCU	Universal BNC	1840A, 1843A, 1829A	92042	F6SSW*	211015	C5786	5010	CMR-SD-	C40168	6300
		3092A, 3093A	92045		791224	C5789	5011	BLK	C40181	6310
		3131A	92049		862729	C8029	5012		D40019	6350
		533945, 5339B5, 5339G5	99601		878945		5021		H90454	AQC806
DB6RCAU	Universal RCA	5339W5, 5399B5	192061		192115	5027	5050		H90767	AQC841
		6339Q8	920036		920036	5051	5050		SU4020	AQC2806
		7710A, 7711A, 7712A, 7713A	920414		920414	5055	5060		SU4021	0841*
		7915A, 7916A, 7916AP	992132		992132	5061	5066			WP6354
DB6BNCHD	High Definition BNC	9058, 9062, 9066, 9077	992479		992479	5067	5302			WP6355
		9116, 9116R, 9118	993267		993267	5303	5307			
		9248, 9290				5361				
		82120								

* = USES QS CONNECTORS

Plenum			Col- man	Comm- scope	CSC	General	Genesis	Liberty	Tappan	West Penn
ProSNS Part Numbers	Description	Belden								
DB6PL2	Plenum F Male	1369P, 1369R	921003	2275K-V	220400	C3521	5352		D40012	25806
		1530AP, 1695A, 9116P	921005	2277K-V	220402	C3523	5353		D40018	25841
		82120, 82248, 87120, 89120	921007	2279K-V	862733	C3524			D40045	256350
DB6BNCPL2	Plenum BNC	89248, 633938, 633948	921009	F660BVR	862734	C3525			H90061	25T841
		639948, 86120/633	921015			C8031			H90794	
DB6RCAPL2	Plenum RCA		921017			495025				
			993265			495035				
						495036				

Snap-N-Seal® ProSNS® and Double Bubble™ connectors with a "R" at the end of the part number are available in retail tube packaging.



Double Bubble™ Cable/Connector Cross Reference

22-24 AWG Connectors



DB15RCA

DB15BNCHD

Universal

Double Bubble Part Numbers	Description	Belden	Coleman	Comm-scope	CSC	General	Genesis	Liberty	Tappan	West Penn
DB15BNCHD	RGB/Mini Coax BNC	1164B*	99401	7538 7538-B		395031		23-YCLL-SIAM		2825 25825 45825 825 HD25825 HD825 WP8253*, WP8255*
		1167B*								
DB15RCA	RGB/Mini Coax RCA	1371P	99405					RGB5C-SOL-MINI		
		1371R	99415							
		1406B*	99425							
		1407B*	99426							
		1417B*, 1418B*	993211							
		1855A, 1855S3								
		1855S5, 1855S6								
		573945, 673948								
		7787A, 7788A, 7789A,								
		7790A 7791A, 7792A,								
7794A, 7796A 8218*										

* = multi-piece connector for stranded or solid center conductor



DB1BNCHD

DB1RCA

25-26 AWG Connectors

Universal

Double Bubble Part Numbers	Description	Belden	Coleman	Comm-scope	CSC	General	Genesis	Liberty	Tappan	West Penn
DB1BNCHD	RGB/Mini Coax BNC	1277P-R						AVC-6-PLN* AVC-14-PLN* AVC-18-PLN* RGB5C-PLN* RGB5C-25-CMP	H91925 H91946 H91924 H91930	253CRGB 255CRGB 3CRGB 5CRGB WP258255 WP258263 WP258265
		1278P-R								
		1279P-R								
		1280P-R								
		1281R-S3-S4-S5-S6								
DB1RCA	RGB/Mini Coax RCA	1282R-S3-S4-S5-S6								
		1283S3-S5-S6								
		HC2648R								
		HC2650R								

* = multi-piece connector for stranded or solid center conductor

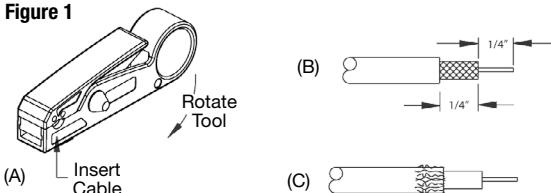
Snap-N-Seal® ProSNS® and Double Bubble™ connectors with a "R" at the end of the part number are available in retail tube packaging.



Double Bubble™ Connector Installation Instructions

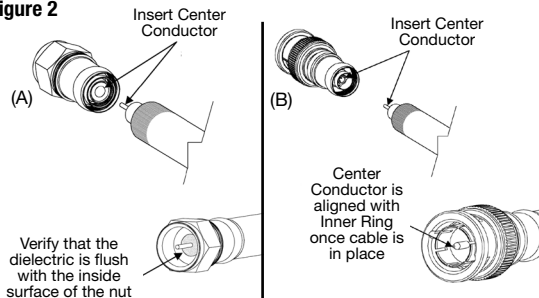
1. Cut the cable off square before starting cable preparation. Open tool by squeezing the handles then insert the cable up to the cable stop.
2. Rotate Cable Pro® PSA59/6 tool as shown in Figure 1 (A): 2 or 4 turns or until the tool turns freely.
3. Pull tool from cable to complete the cable preparation. Cable end should appear as shown in Figure 1 (B).
4. If using single braid cables, fold the braid back over the jacket. If using quad shield cable, fold the outer braid over the jacket. Score and remove the foil (if applicable). Fold the inner braid over the jacket (Figure 1 (C)).

Figure 1



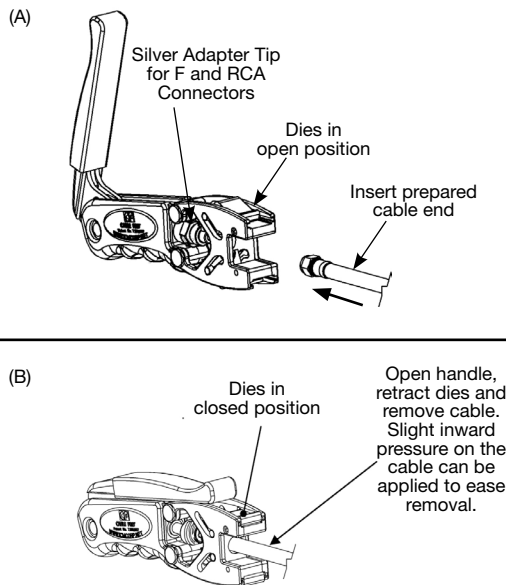
5. Insert the prepared cable end into the connector.
F Connector: Insert the center conductor into the sleeve and push the cable until the dielectric is flush with the inside surface of the nut. See Figure 2 (A) below.
BNC Connector: Push the center conductor into the center pin and push the cable until the center pin is aligned with the outer edge of the inner ring as shown in Figure 2 (B).

Figure 2



6. Open the Cable Pro® CPLCRBC-BR with the handle resting comfortably in the palm of your hand.
 7. If compressing an F or RCA Connector, insert the silver adapter tip into the spring clip (Figure 3 (A)).
 8. Pull back the two dies with thumb and forefinger and hold as shown in Figure 3 (A).
9. Insert the connector between the dies and install the connector into the plunger head. Once the dies have been released, insure they are completely closed prior to compression.
10. Grasp the body of the tool with your fingers and start to close the handle of the tool (Figure 3 (B)). As the handle closes, the plunger slides toward the dies. When the handle is completely closed against the body, the connector has been terminated.

Figure 3



Cable Pro® Tools

Cable Strip Tools

- Lightweight and compact for easy transportation and storage.
- Integrated rollers ensure the strip tool rolls around the cable to create a clean, even cut.
- NO screws, keys or other adjustment pieces to manage.

Cable Strip Tools



PSA59/6

- Preps RG59, RG6 and RG58 cable.
- Adjustable dial locates the perfect setting for cable preparation.
- Patented cable stop creates a precise 1/4"-1/4" cable preparation.
- Integrated side flaring tool for RG6 cable.
- Includes an extra replacement blade cartridge.



PS59/6/RGB

- Preps RG59, RG6 and RGB/mini coax cable.
- Patented cable stop creates a precise 1/4"-1/4" cable preparation.
- Includes TWO extra blade cartridges:
 - (1) Cartridge (PSC-RGB/red) specifically for RGB/mini coax cables.
 - (1) Cartridge for RG59 and RG6 cables.

Part Number	Description	Part Number	Description
PSA59/6	Cable Strip Tool for RG59, RG6 and RG58 Cables	PS59/6/RGB	Cable Strip Tool for RG59, RG6 and RGB/Mini Coax Cables
PSCA59/6	Replacement Cartridge for PSA59/6 Tool	PSC59/6/RGB	Replacement Cartridge for PS59/6/RGB Tool
		PSC-RGB	Replacement Cartridge for PS59/6/RGB Tool to Prep RGB/Mini Coax Cables

Cable Pro® Tools

Cable Strip Tool Instructions

PSA59/6 Cable Preparation

1. Turn adjustment knob on bottom of stripper to either 59 or 6 coaxial cable (see Figure 3).
2. Open stripper jaws by pressing on the opposite end as shown in Figure 1.
3. Insert coaxial cable so that the cable is flush with the end of the wire gauge stop (Figure 1).
4. Release grip to close stripper jaws.
5. Turn the stripper 3 to 5 times in both directions to cut the cable.
6. While the jaws are still closed, pull the cable out of the stripper.
7. Open the jaws to remove the cut-off scraps of material.
8. Adjustment knob can be set at various positions for the best possible cut.

Flaring Tool Instructions

A flaring tool may be required to make the prepared cable easier to insert into a connector. The adjustable stripping tool has a series 6 flaring tool built into the side (see Figure 1).

Replacing the Blade Cartridge (Part# SCA59/6)

Open stripper jaws and push the button on the underside of the strip tool (Figure 2). Slide the cartridge out from the end of the stripper and remove. Insert the new cartridge into the slot until you hear it click into position.

Figure 1

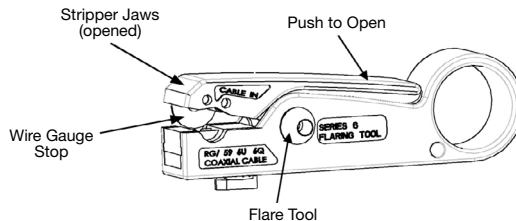


Figure 2

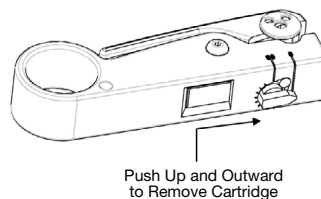
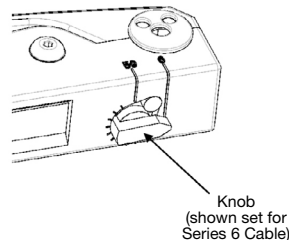


Figure 3



Cable Pro® Tools Compression Installation Tools

Belden uses the finest materials and metals available on the market to manufacture superior quality custom installation compression tools and connectors providing exceptional solutions for professional installers.

CPLCCT-SLMR



- Manufactured of solid steel for maximum strength and durability.
- Crafted so that it is lightweight and easy to use.
- Self-adjusting plunger head provides a precise and constant compression each and every time.
- Includes four interchangeable adapter tips to compress a full line of connectors.
- Compatible with most industry connectors including Snap-N-Seal® ProSNS® connectors.

Part Number	Description
CPLCCT-SLMR	Linear Compliant Compression Tool
LMTIP-S	Silver Adapter Tip for F and RCA Connectors
LMTIP-WP	Wall Plate Adapter Tip
LMTIP-RA	Right Angle Adapter Tip
LMTIP-HOLDER	Holder for Adapter Tips

CPSNSCT-596



- Requires no adjustments or tips during use.
- Standard compression tool for Snap-N-Seal connectors including F Male, RCA, BNC, Right Angle, Inline Splices, Ground Blocks as well as the ProSNS line to fit series 59 and 6 coaxial cables.
- Plier-type tool with riveted construction.
- Support jaws center connectors, while plate fingers provide 360° support during compression.
- Made in U.S.A.

Part Number	Description
CPSNSCT-596	Standard Compression Tool for ProSNS Connectors

CPLCRBC-BR



- Compresses Double Bubble™ connectors to create a secure, permanent "double bubble" connection.
- Self-adjusting plunger head provides a precise and constant compression each and every time.
- Includes 1 LMTIP-S interchangeable adapter tip for compression of F and RCA type connectors.

Part Number	Description
CPLCRBC-BR	Double Bubble™ Compression Tool
LMTIP-S	Silver Adapter Tip for DB F and RCA Connectors
RBCTIP-UHF	Adapter Tip for DB 50 Ohm Connectors

Cable Pro® Tools Connector and Tool Kits

Belden is recognized worldwide for our innovative line of 360° compression connectors, tools and accessories that work together as a complete system.

STARTERKIT



The Belden Starter Kit contains a Cable Pro® CPLCCT-SLMR compression tool, PSA59/6/RGB cable strip tool, and a variety of Snap-N-Seal ProSNS compression connectors to create a high-quality, custom Audio/Video installation.

DBSSKIT



The Belden DBSSKIT Security Starter Kit contains a Cable Pro CPLCRBC-BR compression tool, PSA59/6 cable strip tool, and Double Bubble connectors for series 59 standard through quad-shield, CCTV and Plenum cable to create a superior security installation.

DBSTARTERKIT



The Belden Double Bubble® Starter Kit contains a Cable Pro CPLCRBC-BR compression tool, PSA59/6 cable strip tool, and a variety of Double Bubble compression connectors to create a secure connection for structured wiring, security and satellite installations.

Cable Pro® Tools Tech Express Tool Kits

Belden continues to expand our product line to ensure professional installers have the tools they need to create a permanent, quality installation.

SLMPSAKIT Tech Express Tool Kit



- CPLCCT-SLMR Compression Tool and adapter tips.
- PSA59/6 Cable Strip Tool and extra blade cartridge.
- These tools work together as a complete integrated system with Snap-N-Seal's ProSNS series of compression connectors.

PROPSAKIT Tech Express Tool Kit



- CPSNSCT-596 Compression Tool.
- PSA59/6 Cable Strip Tool and extra blade cartridge.
- Plier-style compression tool for Snap-N-Seal® Connectors. Needs no adjustments or tips.

DBPSAKIT Tech Express Tool Kit



- CPLCRBC-BR Compression Tool and adapter tips.
- PSA59/6 Cable Strip Tool and extra blade cartridge.
- These tools work together as a complete integrated system with the Double Bubble series of compression connectors.

BELDEN

SENDING ALL THE RIGHT SIGNALS®

Audio/Visual and Security Solutions

8285 Tournament Drive, Suite 100
Memphis, TN 38125
800.685.9452

www.belden.com