

1090 / 1290 Spacesaver® Bolt Locks

The **Spacesaver®**, first designed and patented by SDC, is a fundamental innovation in electric locking technology for access control applications.



FEATURES

STAINLESS STEEL BOLT

Greater security is provided by the 0.625" diameter solid stainless steel bolt. The bolt rotates freely, making attempts to tamper or cut extremely difficult.

SPECIFICATION GRADE SOLENOID

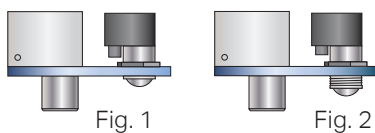
All Spacesaver® lock solenoids are manufactured by SDC to precision specifications. SDC solenoids are capable of superior overall performance in both force and longevity, providing years of service compared to commercial grade solenoids.

CODE COMPLIANT

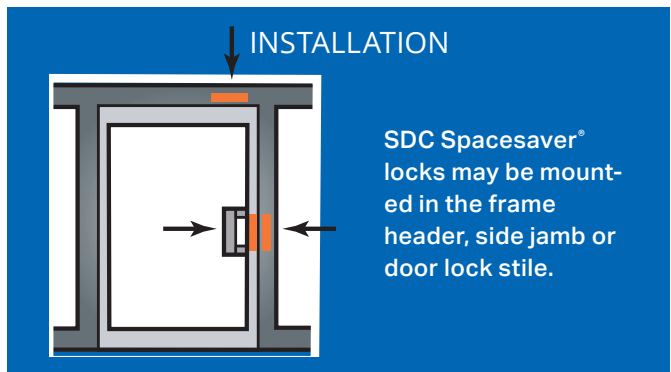
Classified in accordance with Uniform Building Code standard 7-2, "Fire Test for Door Assemblies"

FIELD ADJUSTABLE AUTO-RELOCK SWITCH

The automatic relock switch keeps the bolt retracted while the door is open. The door depresses the ball switch assembly on closure, causing the bolt to project automatically, locking the door. In addition, the ball switch assembly is bidirectional, permitting the locks to be used on swinging and sliding doors.





The auto relock assembly is field adjustable to compensate for wide door gap. (See Figure 1 & 2 above)



The stainless steel bolt projects at right angles to the lock mechanism, allowing installation of Spacesaver® locks, by means of a simple cutout, in virtually any standard 1.75" frame, or in most door lock stiles. With the entire lock concealed, aesthetic acceptability is complete, security is greater and installation in old or new construction is fast, easy and economical.

MODELS

 1091AI	Fail-safe 12/24VDC
1091AIWD	Fail-safe 12/24VDC, with 8-1/2" x 1-1/2" x 1/8" faceplate, specifically for wood frames
1091ADLI	Fail-safe Deadlocking 12/24VDC
 1291AH	Fail-secure 12/24VDC
1291AHWD	Fail-secure 12/24VDC, with 9" x 1-1/2" x 1/8" faceplate, specifically for wood frames



LOCK FUNCTION

1091A FAILSAFE

The **1091A** is locked when energized. Recommended for safety applications, it is intended that the door unlock automatically when power is interrupted by the access control, power failure or signal from a fire life safety system.

- Bolt Throw 0.75"

The **1091ADL** is equipped with a deadlocking mechanism that prevents the bolt from being tampered with and pried to unlock. The 1091ADL has all the operational features of the 1091A (above) and is recommended for failsafe applications requiring a higher level of security.

1291A FAILSECURE

The **1291A** is locked when de-energized and unlocked when energized. Recommended for security applications only, it is intended that the door lock when power is interrupted by a power failure.

- Bolt Throw 0.75"

SPECIFICATIONS

Face Plate	8"L x 1-1/2"W x 1/8"D (unless noted differently)
Strike	4"L x 1-1/2"W x 1/8"D
Frame Inner Dimension Requirements	8"L x 1-1/2"W x 1-1/2"D See figure 4 below
Bolt Material	Solid Stainless Steel
Bolt Diameter	5/8"
Bolt Throw	1091A/1091ADL: 3/4" 1291A: 3/4"
Mounting Tabs	Two aluminum mounting tabs are provided for easy lock installation. See figure 3B below
Dual Voltage Coil	0.45 Amp @ 24VDC Continuous Duty 0.9 Amp @ 12VDC Continuous Duty

Figure 3A, 3B, 3C, 3D: Typical Frame Header or Side Jamb Installation

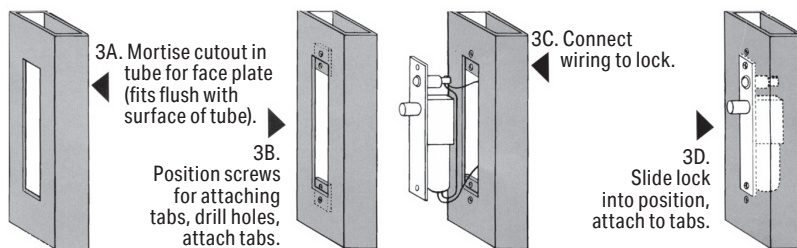
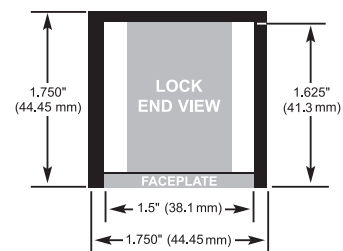


Figure 4: End View



PRODUCT SKU SAMPLE: **1091AI V D B BR64XL**

HOW TO ORDER

1| SPECIFY MODEL

1091AI	Failsafe 12/24VDC
1091ADLI	Failsafe Deadlocking 12/24VDC
1091AIWD	Failsafe 12/24VDC, with 8-1/2" x 1-1/2" x 1/8" faceplate, specifically for wood frames
1291AH	Failsecure 12/24VDC
1291AHWD	Failsecure 12/24VDC, with 9" x 1-1/2" x 1/8" faceplate, specifically for wood frames

2| SPECIFY FINISH

V	628 Clear Anodized Aluminum (Standard)
C	605 Bright Brass
D	606 Dull Brass
F	611 Bright Bronze
G	612 Dull Bronze
H	613 Oil Rubbed Bronze
P	625 Bright Chrome
Q	626 Dull Chrome
U	630 Satin Stainless Steel
Y	335 Black Anodized

3| SPECIFY OPTIONS

B	Magnetic Bolt Status Switch SPDT 0.25 Amp @ 30VDC Indicates bolt locked and bolt unlocked.
D	Mechanical Door Position Switch SPDT 5 Amps @ 30VDC Integral to the auto relock ball switch assembly. Indicates, door closed and door open. Recommended for minimum security applications only
BR64XL	Rectifier for AC Operation

