

HD-TVI Discreet Ceiling Mounted Camera

● ITEM No: VL562T

Photo 1:

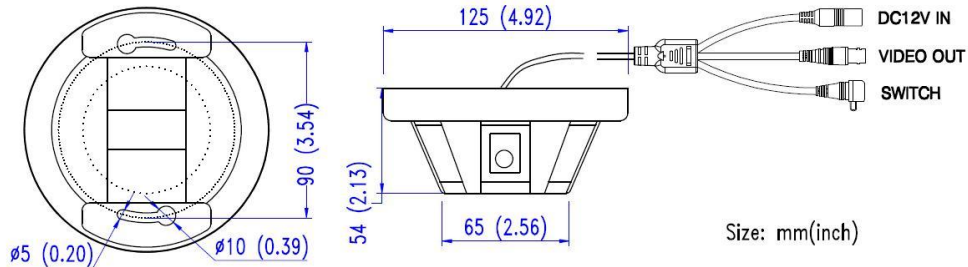
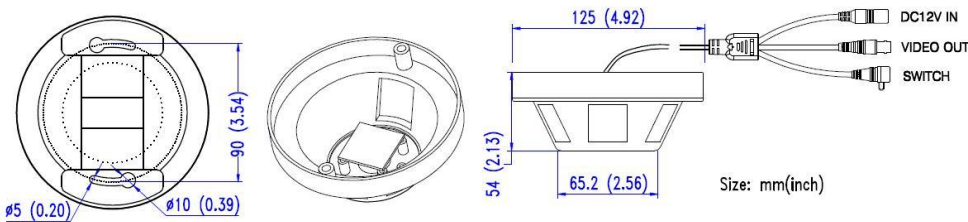


Photo 2:



● Packing

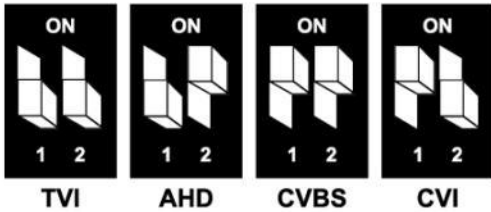
- | | |
|---------------------------|----|
| 1. Camera | X1 |
| 2. User Manual | X1 |
| 3. Screw | X2 |
| 4. Plastic-Conical-Anchor | X2 |
| 5. Mounting drawing paper | X1 |
| 6. Power Connector Cable | X1 |

● Specification

ITEM	VL562T
IP Rating	IP55
Type	Color
Signal System	NTSC/PAL
Pick Up Device	1/2.9" 2.2 Mega Pixels CMOS
Picture Elements	1920(H)X1080(V)
Min Illumination	0.001Lux
S/N Ratio	≥52dB
Lens	3.7mm pinhole lens
3D/2D	ON
SENS-UP	ON
IR SMART	ON
White Balance	ATW
Back Light Compensation	OFF
DWDR	ON/OFF
OSD	With UTC Signal(DVR Control OSD)
Video Output	HD-AHD/HD-TVI/HD-CVI/CVBS
Power Supply	DC12V ±10%
Current Consumption	95mA(MAX)
Dimension	∅125x54mm (4.92"x2.13")
Weight	300g (10.58oz)
Storage Temperature	-30~+60°C (-22~+140°F)
Operating Temperature	-30~+40°C (-22~+104°F)

**Remark: Non-regulative adaptor may cause camera damaged.
Camera is defaulted to HD-TVI.**

● Video signal output switches



OSD Menu

MAIN MENU

MAIN MENU			
1. LENS	MANUAL	1 LENS	MANUAL/DC#
2. EXPOSURE	↵	2 EXPOSURE	#
3. BACKLIGHT	OFF	3 BACKLIGHT	OFF/BLC#/HSBLC#
4. WHITE BAL	ATW	4 WHITE BAL	ATW/AWB/AWC-SET/INDOOR/OUTDOOR/ MANUAL#
5. DAY&NIGHT	EXT ↵	5 DAY&NIGHT	AUTO#/COLOR/B/W#/EXT#
6. NR	↵	6 NR	#
7. SPECIAL	↵	7 SPECIAL	#
8. ADJUST	↵	8 ADJUST	#
9. EXIT	SAVE&END ↵	9 EXIT	SAVE&END#/RESET#/NOT SAVE#

LENS

DC LENS MODE			
1. MODE	INDOOR	1 MODE	INDOOR/OUTDOOR#
2. IRIS SPEED	8	2 IRIS SPEED	0-15
3. RETURN	RET ↵	3 RETURN	RET#

EXPOSURE

EXPOSURE			
1. SHUTTER	AUTO	1 SHUTTER	AUTO/ 1/30 / 1/60 / FLK / 1/240 / 1/480 / 1/1000 / 1/2000 / 1/5000 / 1/10000 / 1/50000 / X2 / X4 / X6 / X8 / X10 / X15 / X20 / X25 / X30
2. AGC	7	2 AGC	0-15
3. SENS-UP	AUTO ↵	3 SENS-UP	AUTO#
4. BRIGHTNESS	56	4 BRIGHTNESS	1-100
5. D-WDR	OFF	5 D-WDR	OFF/AUTO/ON#
6. DEFOG	OFF	6 DEFOG	OFF/AUTO#
7. RETURN	RET ↵	7 RETURN	RET#

DEFOG

DEFOG			
1. POS/SIZE	↵	1 POS/SIZE	POSITION/SIZE/RET AGAIN
2. GRADATION	0	2 GRADATION	0-2
3. DEFAULT	↵	3 DEFAULT	#
4. RETURN	RET ↵	4 RETURN	RET#

BACKLIGHT

BLC			
1. LEVEL	MIDDLE	1 LEVEL	MIDDLE/LOW/HIGH
2. AREA	↵	2 AREA	POSITION/SIZE/RET AGAIN
3. DEFAULT	↵	3 DEFAULT	#
4. RETURN	RET ↵	4 RETURN	RET#

DAY&NIGHT

B/W			
1. BURST	OFF	1 BURST	OFF/ON
2. IR SMART	OFF	2 IR SMART	OFF/ON#
3. RETURN	RET ↵	3 RETURN	RET#

D&N AUTO			
1. D--N (AGC)	18	1 D--N (AGC)	1-255
2. D--N (DELAY)	58	2 D--N (DELAY)	0-60
3. N--D (AGC)	6	3 N--D (AGC)	1-255
4. N--D (DELAY)	45	4 N--D (DELAY)	0-60
5. RETURN	RET ↵	5 RETURN	RET#

NR

NR			
1. 2DNR	MIDDLE	1 2DNR	HIGH/MIDDLE/LOW/OFF
2. 3DNR	MIDDLE	2 3DNR	HIGH/MIDDLE/LOW/OFF
3. RETURN	RET ↵	3 RETURN	RET#

SPECIAL

SPECIAL			
1. CAM TITLE	ON ↵	1 CAM TITLE	OFF/ON#
2. D-EFFECT	↵	2 D-EFFECT	FREEZE/MIRROR/NEG.IMAGE/RETURN
3. MOTION	OFF	3 MOTION	OFF/ON#
4. PRIVACY	OFF	4 PRIVACY	OFF/ON#
5. LANGUAGE	ENG ↵	5 LANGUAGE	ENG#/CHN1#/CHN2#/GER#/FRA#/ITA#/ SPA#/POL#/RUS#/POR#/NED#/TUR#
6. DEFECT	↵	6 DEFECT	#
7. RS485	↵	7 RS485	#
8. RETURN	RET ↵	8 RETURN	RET#

D-EFFECT

D-EFFECT			
1. FREEZE	ON	1 FREEZE	OFF/ON
2. MIRROR	OFF	2 MIRROR	OFF/MIRROR/V-FLIP/ROTATE
3. NEG. IMAGE	OFF	3 NEG. IMAGE	OFF/ON
4. RETURN	RET ↵	4 RETURN	RET#

DEFECT

DEFECT			
1. LIVE DPC	ON ↵	1 LIVE DPC	OFF/ON
2. WHITE DPC	ON ↵	2 WHITE DPC	OFF/MIRROR/V-FLIP/ROTATE
3. BLACK DPC	ON ↵	3 BLACK DPC	OFF/ON
4. RETURN	RET ↵	4 RETURN	RET#

ADJUST

ADJUST			
1. SHARPNESS	AUTO ↵	1 SHARPNESS	OFF/AUTO#
2. MONITOR	LCD ↵	2 MONITOR	LCD#/CRT#
3. LSC	ON	3 LSC	OFF/ON
4. VIDEO OUT	PAL	4 VIDEO OUT	NISC/PAL
5. RETURN	RET ↵	5 RETURN	RET#

EXIT

EXIT			
1. EXIT	RESET ↵	1 EXIT	SAVE&END#/RESET#/NOT SAVE#