

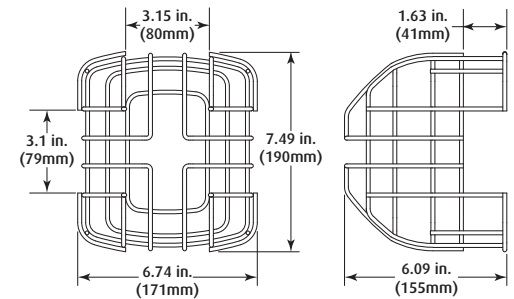
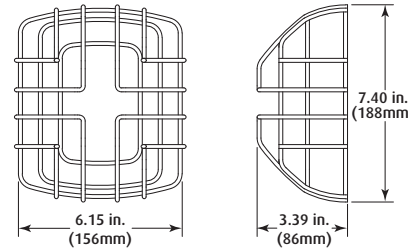
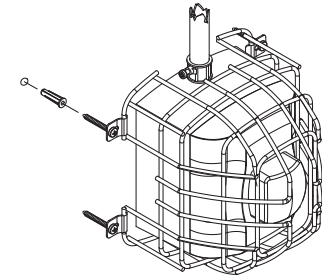
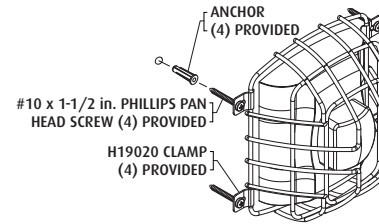


**INSTALLATION INSTRUCTIONS**

1. Center wire guard over strobe.
2. Place clamps in recommended position as shown.
3. Mark clamp hole locations on wall and drill (4) 5/32 diameter holes 1 1/2 in. deep. If using anchor, drill (4) 11/32 diameter holes 1-1/2 in. deep.
4. Insert anchors and/or screws and tighten.

**WHEN USING MOUNTING PLATE**

1. Attach speaker/strobe mounting plate through holes in backplate and secure the (2) #6-32 screws to the 4.0 square electrical box. Backplate must be orientated as shown to mount correctly.
2. Attach all wires to speaker/strobe mounting plate per installation instructions.
3. Attach speaker/strobe unit to speaker/strobe mounting plate per instructions.
4. Attach wire guard to backplate using the (4) clamps and screws.



**LIGHT DE-RATING FACTOR**

**Light  
Loss %**

System Sensor (SR, SW, SW-ALERT, SW-CLR-ALERT, SRK, SW K, P2R, P2W, P4R, P4W, CHSR, CHSW, P2RK, P2WK, P4RK, P4WK, SPSR, SPSR-SP, SPSR-PG, SPSW, SPSW-CLR-ALERT, SPSW-SP, SPSW-PG, SPSRV, SPSRV-SP, SPSRV-PG, SPSWV, SPSWV-SP and SPSWV-PG, SPSWK, SPSRK, SPSW-ALERT)

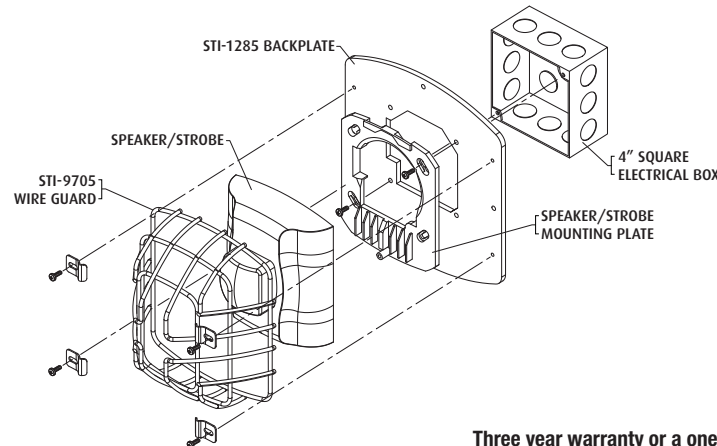
13.0%

System Sensor (SRH, SWH, SRHK, SWH-ALERT, SWHK, P2RH, P2WH, P4RH, P2RHK, P2WHK, P2RHK-120, SPSRH, SPSRH-SP, SPSRH-PG, SPSWH, SPSWH-SP and SPSWH-PG, SPSRHK)

0%

**STI-9705**

**STI-9708**



Three year warranty or a one year limited warranty (from date of purchase) on most products. See website for details. Electronic warranty form at [www.sti-usa.com/wc14](http://www.sti-usa.com/wc14).



**INSTALLATION OF STI-9705 AND STI-9708 HORN/STROBE/SPEAKER DAMAGE STOPPER®**

All specifications and information shown were current as of publication and are subject to change without notice.


# ADDITIONAL WIRE GUARDS AVAILABLE

Visit [www.sti-usa.com/w1](http://www.sti-usa.com/w1) for complete details

## SMOKE DETECTOR GUARDS

STI-9601	8.25 x 2.75"
STI-9601-SS	8.25 x 2.75"
STI-9602	8.25 x 4.25"
STI-9604	7 x 3.25"
STI-9604-SS	7 x 3.25"
STI-9605	7.125 x 4.5"
STI-9605-SS	7.125 x 4.5"
STI-9609	8.25 x 4.6"
STI-9609-SS	8.25 x 4.6"

STI-9610	8.25 x 6"
STI-9712	6.87 x 4.53"
STI-9713	6.87 x 2.50"



## BEAM SMOKE DETECTORS

STI-9623	7.75 x 6 x 6"
STI-9624	8.875 x 5.5 x 4.75"
STI-9625	7.875 x 10.25 x 12.625"
STI-9706	10.82 x 9.32 x 4"
STI-9707	11 x 9.62 x 5.5"
STI-9840	6.61 x 5.78"
STI-9841	11.52 x 10 x 3.58"
STI-9845	6.7 x 9.2 x 4.07"



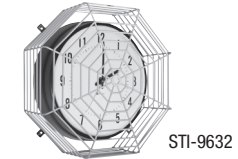
## PIR GUARDS

STI-9618	4.62 x 5.37 x 3"
STI-9619	7.75 x 5.37 x 5.62"
STI-9620	6.25 x 4 x 2.25"
STI-9621	7 x 5.75 x 4.50"
STI-9622	8.75 x 4 x 3.75"




## CLOCK/BELL WIRE CAGES

STI-9631	10.5" Diameter
STI-9631-SS	10.5" Diameter
STI-9631-R	10.5" Diameter
STI-9632	16.5" Diameter
STI-9632-SS	16.5" Diameter
STI-9633	20" Diameter



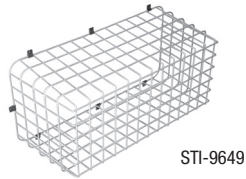
## EXIT SIGN WIRE CAGES

STI-9640	10.5 x 13.75 x 2.75"
STI-9740	15.5 x 20.5 x 6"
STI-9741	14.80 x 16.09 x 5.35"
STI-9742	15.59 x 16.09 x 3.30"



## EMERGENCY LIGHT CAGES

STI-9641	19.7 x 14.6 x 4"
STI-9644	8.7 x 17.7 x 5"
STI-9645	13.8 x 21.7 x 5.9"
STI-9649	10.75 x 24.75 x 11.25"
STI-9703	5 x 13.5 x 4"



## BEACON & SOUNDER CAGES

STI-9614	7.9 x 6"
STI-9615	3.7 x 3.5"
STI-9617	5.9 x 4.9"
STI-9664	3.86 x 6.18"
STI-9665	7 x 8.43"



## MISCELLANEOUS WIRE CAGES

STI-9705	7.4 x 6.15 x 3.39"	STI-9730	12 x 12 x 12"
STI-9708	7.49 x 6.74 x 6.09"	STI-9732	18 x 15 x 13"
STI-9711	8.26 x 8.26 x 3.54"	STI-9880	10.45 x 62.75 x 6.2"
STI-9714	8.55 x 8.55 x 6.23"	STI-9881	10.45 x 98.25 x 6.2"
STI-9717	6.1 x 9.3 x 2.4"	STI-101075	10 x 10 x (63 to 75)"
STI-9720	6.1 x 9.3 x 4.9"	STI-241416	33.25 x 23.29 x 16"
STI-9729	7 x 7 x 7"	STI-282121	39.06 x 32.01 x 21.29"

