










NOTES:

- Transformer color codes are shown in the table to the right and in the diagrams below
- 25V** amplifier connection example shown below provides 0.63W of power (load) for each speaker
- 70V** amplifier connection example shown below provides 0.63W of power (load) for each speaker
- Unused transformer wires must be insulated from each other, the enclosure and ground
- Speakers on the same amplifier line can be connected at different tap (power) levels

COLOR		AT 25V	AT 70.7V
Brown		5W	—
Red		2.5W	—
Orange		1.25W	—
Green		0.63W or 5W	—
White		0.32W or 2.5W	—
Blue		—	1.25W
Gray		—	0.63W
Violet		—	0.32W
Black		COMMON	

