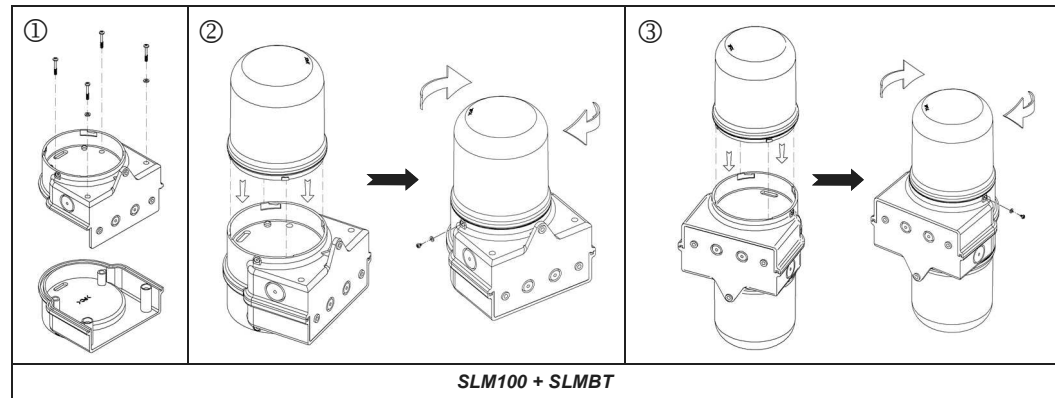
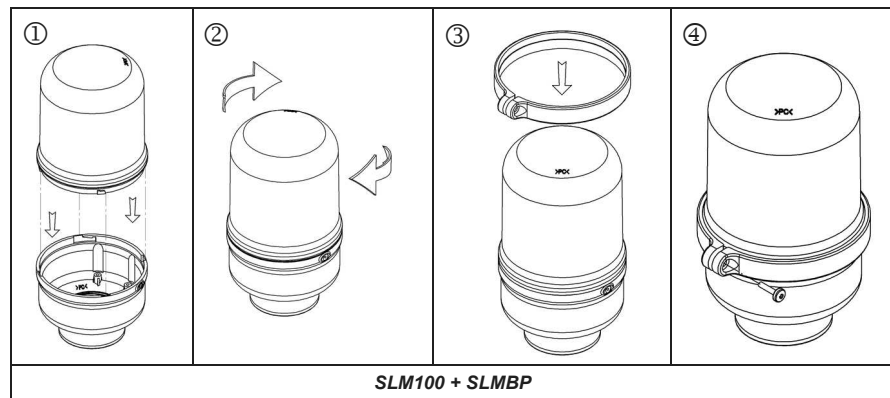
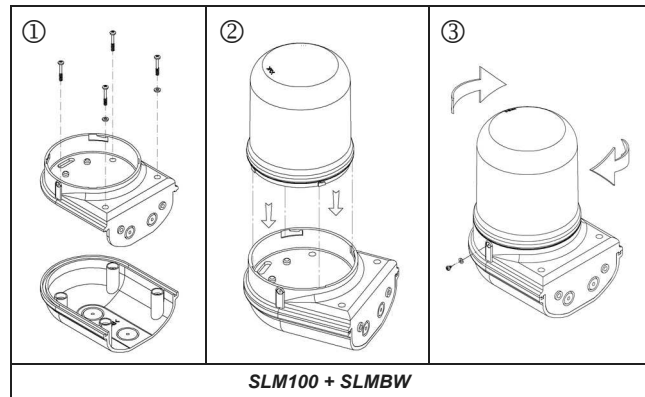
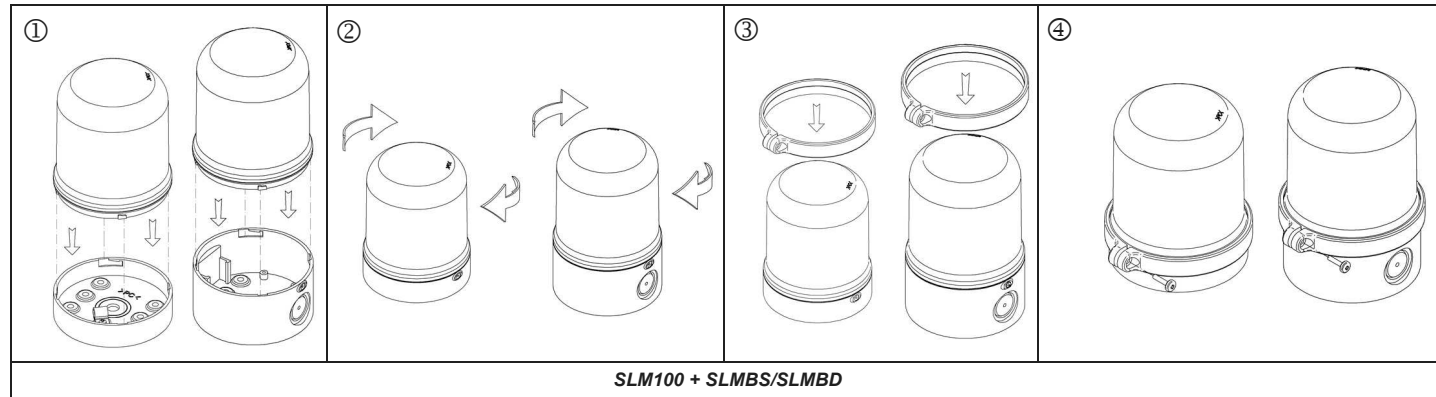


DOME TIGHTENING/APRIETE DE LA CÚPULA/SERRAGE DU DÔME

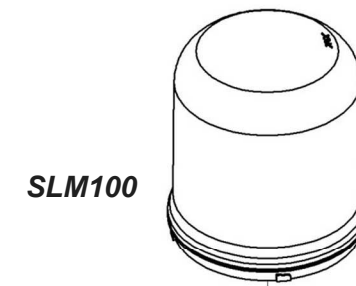


ATTENTION	The possibility exists that rapid flashing lights, under certain circumstances, might induce photosensitive epilepsy
ATENCIÓN	Existe la posibilidad que luces de intermitencia rápida, en determinadas circunstancias, podrían inducir epilepsia fotosensible
ATTENTION	Il est possible que des feux clignotants rapides, dans certaines circonstances, peuvent induire épilepsie photosensible

TO BE INSTALLED BY QUALIFIED PERSONNEL ONLY
LA INSTALACIÓN SÓLO DEBE SER REALIZADA POR PERSONAL CUALIFICADO - L'INSTALLATION DOIT ÊTRE EFFECTUÉE PAR PERSONNEL QUALIFIÉ

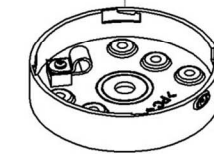
NOT TO BE DISPOSED OF AS COMMON WASTE - NO ELIMINAR COMO DESECHO URBANO - NE PAS ELIMINER COMME DECHET URBAIN

INSTALLATION AND APPLICATION INSTRUCTIONS
 INSTRUCCIONES DE INSTALACIÓN Y EMPLEO - INSTRUCTIONS D'INSTALLATION ET D'UTILISATION

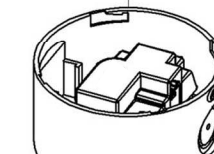


E162485
 VIS. APPLIANCE
 ENCLOSURE TYPE 4X
 FOR INDOOR/OUTDOOR

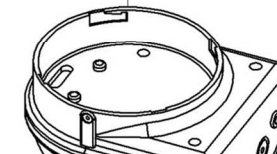
IP69K enclosure with SLM-RR



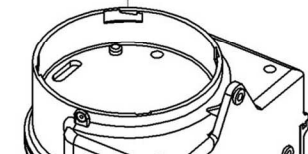
IP69K enclosure with SLM-RR



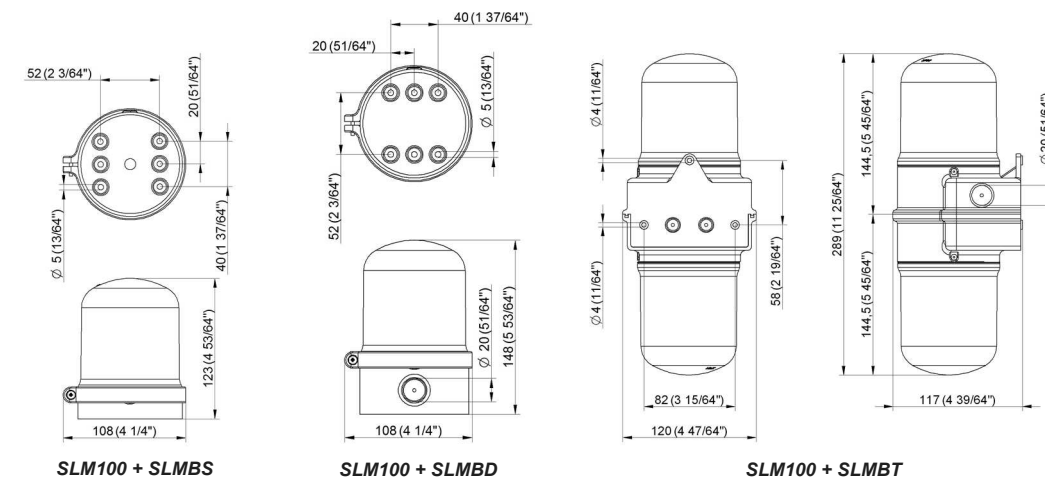
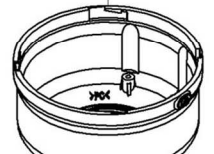
IP69K enclosure with SLM-RR



IP69K enclosure with SLM-RR



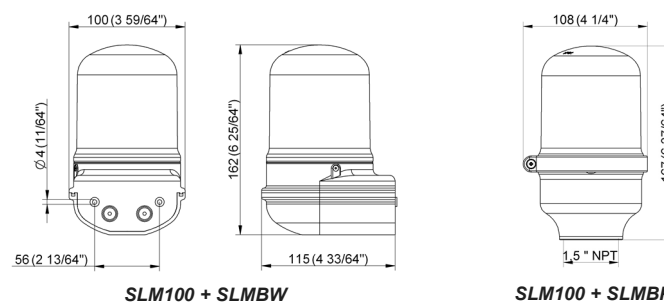
IP69K enclosure with SLM-RR



SLM100

V ---	12-24
V \sim	
mA	510 360

V \sim	120-240
mA	100 70



All dims in mm unless otherwise noted
 Todas las dimensiones son en mm, salvo que sea indicado de otra manera
 Toutes les dimensions sont en mm, sauf indication contraire

ATTENTION	Disconnect power before servicing
ATENCIÓN	Desconecte la corriente antes de abrir el producto
ATTENTION	Débranchez l'alimentation avant de toute intervention sur le produit

WIRING/CABLEADO/CÂBLAGE BASES LT (12-24V DC/AC)

SLMBS-012-024 / SLMBD-012-024 / SLMBW-012-024 / SLMBT-012-024 / SLMBP-012-024		12-24V DC/AC
①	②	
		③
	④	
	⑤	
	⑥	

SLM 100	
C + 1	LED rotating light Luz rotativa de LED Lumière à LED effet tournant
C + 2	LED flashing light Luz intermitente de LED Lumière à LED clignotante
C + 3	LED steady light Luz fija de LED Lumière à LED fixe

WIRING/CABLEADO/CÂBLAGE BASES HT (120-240V AC)

SLMBD-PNP-012-024 / SLMBW-PNP-012-024 / SLMBP-PNP-012-024	12-24V DC
SLMBD-120-240 / SLMBW-120-240 / SLMBP-120-240	120-240V AC

④	④	
		⑤
	⑤	
	⑥	

SLM 100	
C + 1	LED rotating light Luz rotativa de LED Lumière à LED effet tournant
C + 2	LED flashing light Luz intermitente de LED Lumière à LED clignotante
C + 3	LED steady light Luz fija de LED Lumière à LED fixe

SLMBT-PNP-012-024	12-24V DC
SLMBT-120-240	120-240V AC

⑤	⑤	⑤	⑥
⑤	⑤	⑤	

SLM 100	
C + 1	LED rotating light Luz rotativa de LED Lumière à LED effet tournant
C + 2	LED flashing light Luz intermitente de LED Lumière à LED clignotante
C + 3	LED steady light Luz fija de LED Lumière à LED fixe

⚠	C + 6 has priority over C + 5 and C + 4 C + 6 tiene prioridad en C + 5 y C + 4 C + 6 est prioritaire sur C + 5 et C + 4	C + 5 has priority over C + 4 C + 5 tiene prioridad en C + 4 C + 5 est prioritaire sur C + 4	C + 3 has priority over C + 2 and C + 1 C + 3 tiene prioridad en C + 2 y C + 1 C + 3 est prioritaire sur C + 2 et C + 1
	C + 2 has priority over C + 1 C + 2 tiene prioridad en C + 1 C + 2 est prioritaire sur C + 1		

FUSE WIRE PROTECTION	On the power supply line the rating of the supply fuse must be according to the voltage
FUSIBLE DE PROTECCIÓN	En la línea de alimentación emplear fusibles de seguridad adecuados al voltaje
FUSIBLE DE PROTECTION	Sur la ligne d'alimentation utiliser des fusibles retardés dimensionnés selon la tension

ATTENTION	After having switched off the SLM100 wait about one second before providing power supply
ATENCIÓN	Después de apagar el SLM100 esperar aproximadamente un segundo antes de suministrar la alimentación
ATTENTION	Après avoir éteint le SLM100 attendre environ une seconde avant de fournir l'alimentation