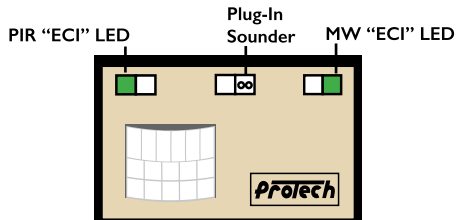
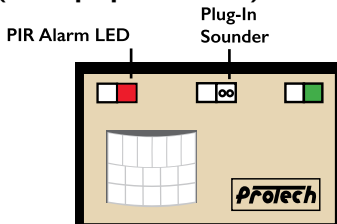


## Walk Test LED Explanation

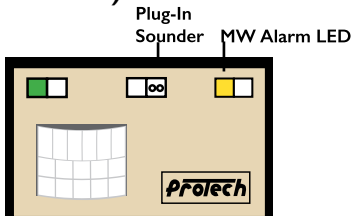
**Green Is Good** - "ECI" (Environmental Caution Indicator) LEDs ON mean each technology is stable and ready for walk-test. Optional **XL-Sounder** is silent.



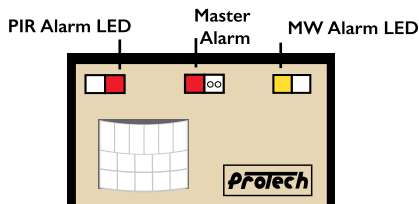
**Passive Infrared Sensor is in Alarm** - Passive Infrared Alarm RED LED is ON, but sensor is not IN alarm. **Optional XL-Sounder beeps slow (2 beeps per second).**



**Microwave Sensor is in Alarm** - Microwave Alarm YELLOW LED is ON, but sensor is not IN alarm. **Optional XL-Sounder beeps slow (8 beeps per second).**



**Sensor is in Alarm - Master Alarm RED LED is ON**, because Passive Infrared Alarm RED LED and Microwave Alarm YELLOW LED are ON simultaneously. **Optional XL-Sounder sounds a continuous tone.**



# PIRAMID XL2

*Passive InfraRed And Microwave Intruder Detector*

**Outdoor Motion Sensor Models**

**SDI-76XL2 and SDI-77XL2**



**Protection Technologies, Inc.**

529 Vista Blvd.  
Sparks, Nevada 89434

Phone: 775-856-7333  
Fax: 775-856-7658  
www.protechusa.com  
info@protechusa.com

**TECH SUPPORT**  
**800-428-9662**

INSTALLATION GUIDE  
June 2019

# NOTES

## Changing The Lens Module

