

Quick Start Guide EECF1-LN1-R-MX-B

EoC Receiver - 1 BNC Connector and 1 RJ45

Introduction

The KBC EECF1-LN1-R-WX-B is a fully ruggedized Ethernet over coax one channel receiver. It is with one BNC port connecting coax and one 10/100M Base-T port connecting switch. It provides connectivity of 1 unit PoC/PoE version EECF1-LS1-T-IN-B or EECF1-LS1-T-MN-B transmitter. Power is supplied to the transmitter through the coaxial cable. Varying data rates are supported depending on cable distance and quality. Plug-and-play design ensures ease of installation with no electrical adjustment needed. LED indicators are provided to show the operational status of the unit clearly.

This one channel receiver is installed together with metal clip.

Features

- 1 coax ports with PoC
- 1 *10/100 Base-T port
- Connect to 1 unit EECF1-LS1-T-IN-B or 1 unit EECF1-LS1-T-MN-B
- Coax data rate >50Mbps (300m)
- PoE+ is supported up to 300m based on coax quality and applied voltage to coax (48~57VDC)
- Over current and short circuit protection
- Unique PoC transmission protection design so that no power is output when transmitter end is not connected.

Downloads

Full specifications, features and additional information can be found on the relevant product page on the KBC website as well as in the downloads section:

<http://www.kbcnetworks.com/downloads>

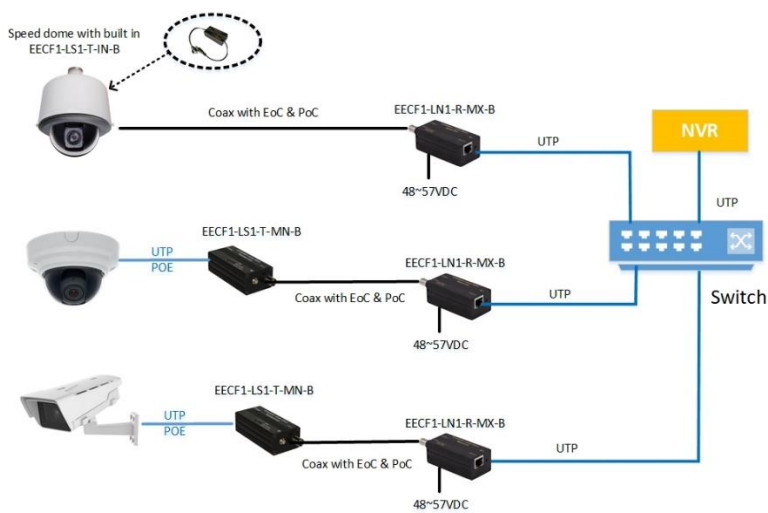
General

Check the product upon receipt for any visible damage which may have been caused during shipping.

Physical Deployment

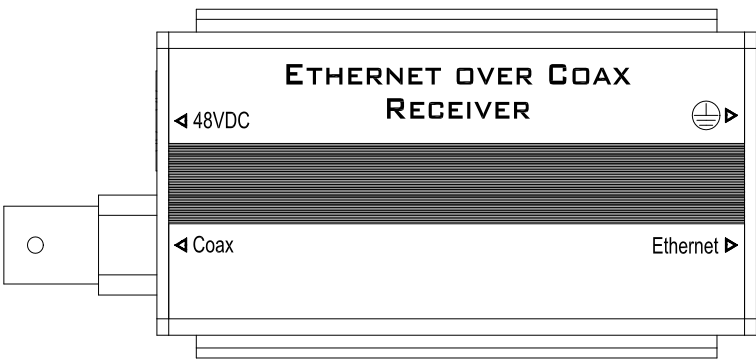
This equipment must be installed and operated in accordance with instructions found in this document. Failure to comply with these instructions will invalidate warranty.

Application

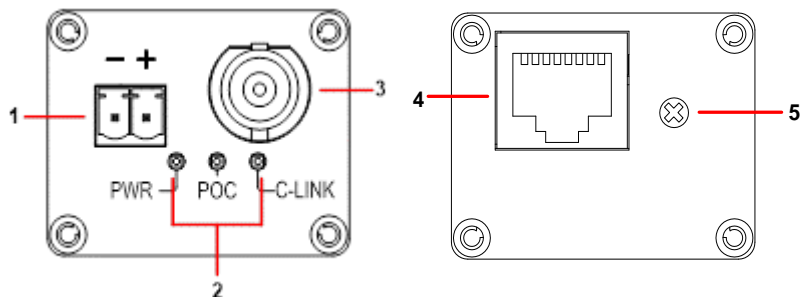


Panel views

Top view



Panel view



Cable panel

Ethernet panel

1 - Power input; 2 - LED indicator; 3 - Coax cable connector; 4 - Ethernet RJ45 port; 5 - Grounding;

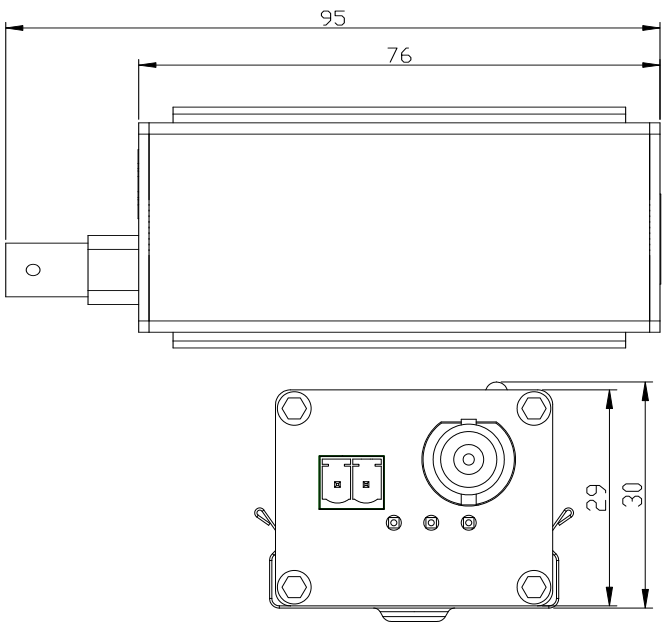
LED	Color	Status	Description
PWR	Green	On	Power supply is normal.
POC	Green	On	PoC power supply is normal.
C-LINK	Green	On	EoC connection is normal.
Ethernet Link/Act	Green	On/Blink	On: Ethernet link is normal. Blink: The data is active.

RJ45 Definition

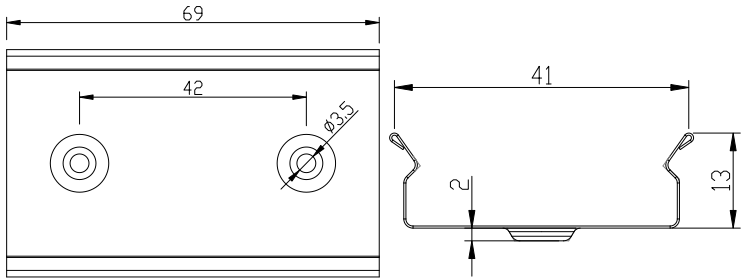
Pin	Signal
1	TD+
2	TD-
3	RD+
4	N/A
5	N/A
6	RD-
7	N/A
8	N/A

Dimensions (Unit = mm)

Equipment:



Installation Accessories:



Specifications

Items		Description
Power	Power supply	48VDC/1A
	Consumption	<2W
Cable	Transmission Medium	75-5 or above coaxial cable and Cat5e/6 cable
	Operating frequency	2M~28M
	Modulation	Wavelet-OFDM
	Transmission rate	210Mbps (Max.)
	Power negotiation cycle	1S
	Overcurrent	720mA
	Overcurrent protection time	<2mS
	Transmission distance	500m
Ethernet Port	Transmission medium	Cat5e/6
	Standard	IEEE802.3, IEEE802.3U
	Ethernet delay	<1mS
Protection	ESD	IEC61000-4-2
	Anti-thunder protection	IEC61000-4-5 level 3
Operation Environment	Operating temperature	-20°C~+60°C
	Storage temperature	-40°C~+85°C
	Humidity (No-Condensing)	0~90%
Mechanical	Dimension (L×W×H)	76mm*37mm*29mm
	Material	Aluminum
	Color	Black
	Weight	0.2Kg

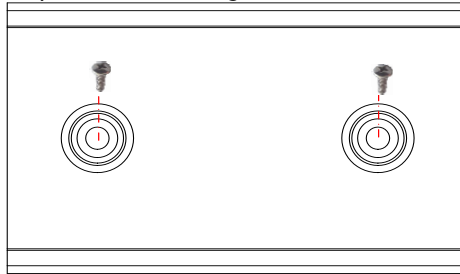
Installation Instructions

Please check the following items before installation. If any missing, please contact the dealer.

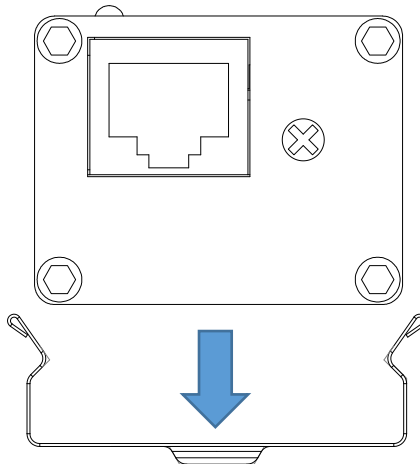
- EoC receiver----- x1
- Wall mounting clamp----- x1
- QSG/User manual----- x1
- Screw----- x2

Please follow the installation steps below:

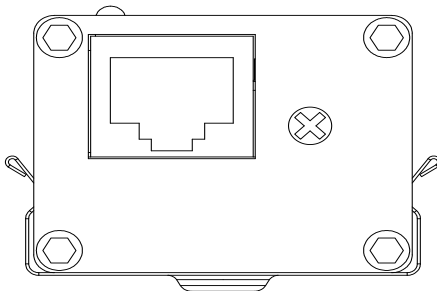
- 1) Attach the clamp to the wall using the 3X10mm screws;



- 2) Press the receiver into the clamp;



- 3) Use a network cable to connect the RJ45 port of receiver and the Ethernet switch, plug the network cable in the UTP port of receiver, and use a grounding wire to connect the grounding terminal;



- 4) Check if the installation is correct and the device is operating normally.

Trouble Shooting

Please refer to the following information if the device does not work:

- Please confirm if the installation is done according to factory installation requirements;
- Please confirm if the RJ45 cable order is in accordance with the EIA/TIA568A or 568B industry standards;
- The maximum transmission distance depends on the signal source and cable quality. Please do not exceed the maximum transmission distance;
- Please replace the failed device with a proper one to check if the device is damaged; If the problem still exists, please contact the dealer.

Warranty Information

KBC Networks extends the Limited Warranty to the original owner/purchaser of this product in according to the Warranty Policy posted in KBC Networks' website at www.kbcnetworks.com.

KBC Networks extends the following Limited Warranty to the original owner/purchaser of this product: if this product, or any part or portion thereof, shall prove upon examination by KBC Networks, to be defective in material or workmanship, KBC Networks will repair or replace such part or portion at KBC Networks' option. The warranty period on the repaired or replaced part or portion of this product shall be limited to the unexpired term of the original warranty. The buyer shall be responsible for all shipping and transportation of the product to KBC Networks for any performance under this warranty.

Conditions and Exceptions:

a) Any accident to this product, any misuse or abuse, alternation, use in modified form, or any attempt to repair this product shall void this warranty. These conditions to the warranty include, but are not limited to, incorrect power connections, physical damage due to mechanical shock, exposure to moisture, and circuit modification;

b) Should this product prove defective following purchase, the buyer, not the manufacturer, distributor, or retailer, assumes the entire cost of all servicing or repair, except as otherwise provided by the terms of this warranty;

c) For breach of any written or implied warranty on this product, the buyer is limited to the following damages:

- i. The cost of labor to repair or replace defective parts or portions of this product, and
- ii. The cost of the repaired or replaced parts or portions of this product;

d) No other expressed or implied warranties have been made or will be made on behalf of KBC Networks with respect to the sale, repair, installation, operation, or replacement of this product. KBC Networks disclaims any implied warranty of merchantability of this product or its fitness for any purpose, and the buyer agrees that this product is sold “as is” and that the entire risk of the quality and performance of this product is with the buyer, except as otherwise provided by the terms of this warranty;

e) Some states/jurisdictions do not allow exclusions or limitations of incidental or consequential damages, or limitations on how long an implied warranty lasts, so the above exclusions or limitations may not apply to you;

f) If you do not wish to be bound by any of the provisions in this warranty, please return the product(s) immediately.

This warranty does not apply in Australia.

Contact KBC Networks at info@kbcnetworks.com regarding return authorization for out of warranty repairs and any further product information.