

**LOCKNETICS®**

# Full line catalog

Electromagnetic locks,  
electric strikes and accessories



# Contents

## Electromagnetic locks and electric strikes

WMG Series	4
MG Series	6
CS Series	8
NC Series	10
MDS Series	12
RS Series	14

## Access control accessories

Pushbuttons	17
Specialty switches	19
Digital keypads	20
Touch bars	21
Push plates	22
Emergency breaks	23
Door cords	24
Specialty sensor and buzzer switches	25
Power supplies	27
Weight and case quantity charts	28

### Policies and documents

The purchase of Allegion products is governed by the Allegion Authorized Seller Program. For program terms and conditions, and other program details, please visit: [www.allegion.com/AuthorizedSeller](http://www.allegion.com/AuthorizedSeller).

For Warranty information, visit [us.allegion.com/warranty](http://us.allegion.com/warranty) or contact Customer Service at 877-671-7011.

## Customer Support

### Administrative offices

Allegion Administrative Office  
11819 N. Pennsylvania St.  
Carmel, IN 46032

[allegion.com/us](http://allegion.com/us)

Allegion Canada Inc.  
1076 Lakeshore Road East  
Mississauga, ON L5E 1E4

[allegion.ca](http://allegion.ca)

### Placing orders for direct accounts

You can place orders with Allegion via the fax numbers or emails listed below:

#### US

Fax: 1.800.452.0665

Email: [Allegion\\_Orders@allegion.com](mailto:Allegion_Orders@allegion.com)

#### Canada

Fax: 1.800.209.4734

Email: [canada.orders.service@allegion.com](mailto:canada.orders.service@allegion.com)

### Customer Care

Our Customer Care Representatives are available for questions or assistance for sales order support and technical product support.

US: 1.877.671.7011      Canada: 1.800.900.4734

### Technical Product Email Support

US: [electronic\\_lock\\_techprodsupport@allegion.com](mailto:electronic_lock_techprodsupport@allegion.com)

Canada: [canada.techservices@allegion.com](mailto:canada.techservices@allegion.com)

# Electromagnetic locks and electric strikes



# WMG Series

600 and 1200 models



The WMG Series of weather resistant, surface electromagnetic locks are designed for high profile openings that require a tamper-resistant lock with an aesthetically pleasing appearance. A stainless steel housing, fire-rated epoxy seal, optional mounting bracket and an assortment of brackets enable the WMG Series to be used in a variety of applications. Designed for up to 600 lb. or 1200 lb. holding strength.

### Features and benefits

- Stainless steel housing
- Sealed with fire-rated epoxy for weather and tamper-resistant applications
- Optional mounting plate for quick, simple installation
- Magnetic bond sensor included
- Built-in voltage spike suppressor
- Field selectable 12/24 VDC
- Suitable for outdoor use

### Accessories

- Z bracket kit for in-swing doors
- L bracket for narrow frame, out-swing doors
- 1/2" and 5/8" filler plates

### Specifications

- UL10C single door, listed
- UL294, listed
- UL1034, outdoor rating, listed

### Electrical


- Dual voltage: 12 VDC @ 0.5A/24 VDC @ 0.25A

### Finishes




630/US32D  
Satin stainless steel

### Brackets



**WLBK600**  
L bracket

**WZBK600**  
Z bracket



**WLBK1200**  
L bracket

**WZBK1200**  
Z bracket

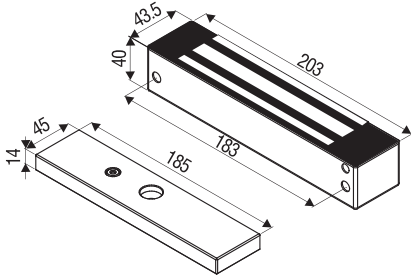
### Finishes



628/US28  
Aluminum

**WMG Series**  
600 and 1200 models

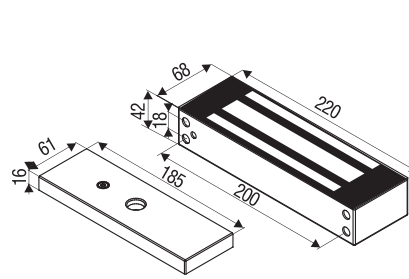
Lock and armature dimensions



**WMG600**

**Lock:** 8" x 1<sup>23</sup>/<sub>32</sub>" x 1<sup>9</sup>/<sub>16</sub>"  
(203mm x 43.5mm x 40mm)

**Armature:** 7<sup>5</sup>/<sub>16</sub>" x 1<sup>3</sup>/<sub>4</sub>" x 9<sup>9</sup>/<sub>16</sub>"  
(185mm x 45mm x 14mm)



**WMG1200**

**Lock:** 8<sup>11</sup>/<sub>16</sub>" x 2<sup>11</sup>/<sub>16</sub>" x 1<sup>5</sup>/<sub>8</sub>"  
(220mm x 68mm x 42mm)

**Armature:** 7<sup>1</sup>/<sub>4</sub>" x 1<sup>3</sup>/<sub>8</sub>" x 5<sup>5</sup>/<sub>8</sub>"  
(185mm x 61mm x 16mm)

**WMG Series**

Product name	Product description	Finish	Voltage	UPC
WMG600	Weatherproof mag lock - 600lb	630/US32D	12/24 VDC	043156646098
WZBK600	Z-bracket - 600lb	628/US28	N/A	043156646104
WLBK600	L-bracket - 600lb	628/US28	N/A	043156646111
WMG1200	Weatherproof mag lock - 1200lb	630/US32D	12/24 VDC	043156646142
WZBK1200	Z-bracket - 1200lb	628/US28	N/A	043156646159
WLBK1200	L-bracket - 1200lb	628/US28	N/A	043156646166
WFP50	1/2" Filler plate	628/US28	N/A	043156646128
WFP63	5/8" Filler plate	628/US28	N/A	043156646135

# MG Series

600 and 1200 models



The MG Series of surface mount electromagnetic locks provides a cost competitive, slim profile and dependable solution for a variety of applications. Designed for up to 600 lb. or 1200 lb. holding strength for both single and double electromagnetic locks.

### Features and benefits

- Bi-colored LED sensor provides easy lock status identification
- Adjustable mounting plate for quick, simple installation
- Removable PCB for easy installation
- Built-in voltage spike suppressor
- Field selectable 12/24 VDC

### Options (DT models only)

- Door status sensor S.P.D.T. switch to determine if door is open or closed
- Timer to provide a 0-90 second delay for relocking

### Accessories

- U bracket for glass door
- Z bracket for in-swing doors
- L bracket for narrow frame and out-swing doors
- 1/2" and 5/8" filler plates


### Specifications

- UL10C, listed
- UL294, listed
- Indoor use only

### Electrical

- Dual voltage: 12 VDC @ 0.5A/24 VDC @ 0.25A

### Finishes



630/US32D  
Satin stainless steel

### Brackets




**MLBK600**  
L bracket



**MLBK1200**  
L bracket



**MUBK**  
U bracket




**MZBK600**  
Z bracket



**MZBK1200**  
Z bracket

### Finishes



628/US28  
Aluminum

**MG Series**  
600 and 1200 models

**Filler plates**



**MFP50 and MFP63**

**Finishes**



628/US28  
Aluminum

Lock and armature dimensions

**MG600**

Lock: 9 7/8" x 1 7/8" x 1 1/16"  
(250mm x 47.2mm x 26.5mm)

Armature: 7 5/16" x 1 1/2" x 1/2"  
(185mm x 38mm x 12.5mm)

**MG1200**

Lock: 10 1/2" x 2 7/8" x 1 1/2"  
(266mm x 73mm x 40mm)

Armature: 7 1/3" x 2 2/5" x 3/5"  
(185mm x 61mm x 16mm)

**MG600-2**

Lock: 19 3/4" x 1 7/8" x 1 1/16"  
(501.7mm x 47.2mm x 26.5mm)

Armature (each): 7 5/16" x 1 1/2" x 1/2"  
(185mm x 38mm x 12.5mm)

**MG1200-2**

Lock: 21" x 2 7/8" x 1 1/2"  
(533.4mm x 73mm x 40mm)

Armature (each): 7 1/3" x 2 2/5" x 3/5"  
(185mm x 61mm x 16mm)

**MG Series**

Product name	Product description	Finish	Voltage	UPC
MG600	Mag lock - Standard 600lb	630/US32D	12/24 VDC	043156646173
MG600DT	Mag lock - Monitored 600lb	630/US32D	12/24 VDC	043156646180
MG600-2	Double mag lock - Standard 600lb <sup>1</sup>	630/US32D	12/24 VDC	043156081103
MG600DT-2	Double mag lock - Monitored 600lb <sup>1</sup>	630/US32D	12/24 VDC	043156081110
MLBK600	L-bracket - 600lb <sup>1</sup>	628/US28	N/A	043156646210
MZBK600	Z-bracket - 600lb <sup>1</sup>	628/US28	N/A	043156646197
MG1200	Mag lock - Standard 1200lb	630/US32D	12/24 VDC	043156646241
MG1200DT	Mag lock - Monitored 1200lb	630/US32D	12/24 VDC	043156646258
MG1200-2	Double mag lock - Standard 1200lb <sup>1</sup>	630/US32D	12/24 VDC	043156081127
MG1200DT-2	Double mag lock - Monitored 1200lb <sup>1</sup>	630/US32D	12/24 VDC	043156081134
MLBK1200	L-bracket - 1200lb <sup>1</sup>	628/US28	N/A	043156646289
MZBK1200	Z-bracket - 1200lb <sup>1</sup>	628/US28	N/A	043156646265
MUBK	U-bracket - 600lb/1200lb, adjustable <sup>1</sup>	628/US28	N/A	043156646203
MFP50	1/2" Filler plate <sup>1</sup>	628/US28	N/A	043156646234
MFP63	5/8" Filler plate <sup>1</sup>	628/US28	N/A	043156646227

1. Double Mags require 2 brackets (L, Z, U) and filler plates.

# CS Series

450 and 750 models



The low, versatile profile CS Series of electric strikes are designed for use with cylindrical lock sets and select mortise lock sets without deadbolt for both metal and wood door frames.

## Features and benefits

- Low profile
- Field selectable fail-safe and fail-secure (fail-secure default), with simple and easy screw reversal
- Included trim piece for installation flexibility and improved appearance
- Mounting tabs included for aluminum frame installation
- Two face plates included: Radius and square edge stainless steel (4 7/8" x 1 1/4")
- Field selectable 12/24 VDC
- Voltage spike suppressor included

## Options

- CS450 Series accepts latch bolt up to 9/16"
- CS750 Series accepts latch bolt up to 3/4"
- Latch bolt monitoring available

## Accessories

- Buzzer rectifier with timer (TBR-100)
- Faceplate kits in 613/US10B finish
- Metal template kit

- 7 15/16 x 1 7/16 radius edge, stainless steel faceplate kits for wood applications
- 6 7/8" x 1 1/4" radius edge, stainless steel faceplate kit for aluminum frames
- 1/2" (12.7mm) lip extension
- 1" (25mm) lip extension
- 2" (50mm) lip extension

## Specifications

- UL1034 Burglar-resistant electric locking mechanisms, listed
- UL294 (indoor), listed
- Static strength of 1500 lb. static load, UL certified
- Dynamic strength of 70 ft.-lb. dynamic load, UL certified
- 250,000 cycles endurance, UL certified


## Electrical

- Dual voltage: 12VDC @ 0.3A/24VDC @ 0.15A



**CS Series**  
450 and 750 models

**Faceplate kit and trim piece**



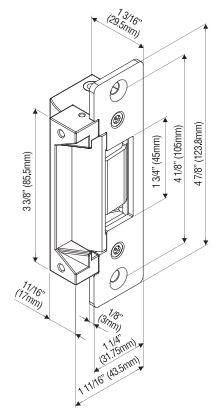
**Face plates (each sold separately)**      **Trim piece**

**Finish - face plates**

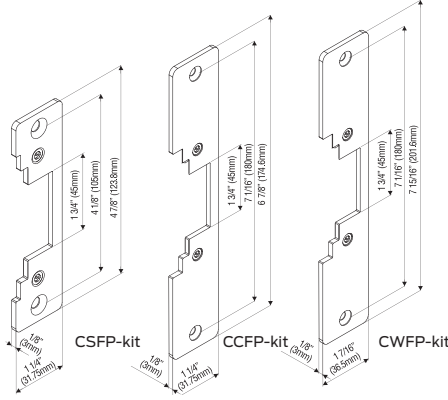


613/US10B      630/US32D  
Dark bronze      Satin stainless steel

**Strike and accessory dimensions**



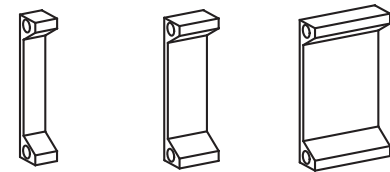
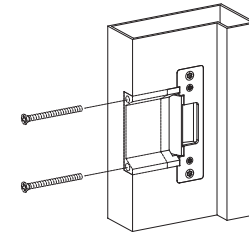
**CS450/CS750**  
3 3/8" x 1 11/16" x 1 3/16"  
(85.5mm x 43.5mm x 29.5mm)



**CSFP-kit**  
1 1/4" x 1/8" x 4 7/8"  
(31.75mm x 3mm x 124mm)

**CCFP-kit**  
1 1/4" x 1/8" x 6 7/8"  
(31.75mm x 3mm x 174.6mm)

**CWFP-kit**  
1 7/16" x 1/8" x 7 15/16"  
(36.5mm x 3mm x 201.6mm)



**CSLE-.5**      **CSLE-1**      **CSLE-2**  
1/2" (12.7mm)      1" (25mm)      2" (50mm)

**CS Series**

Product name	Product description	Finish	Voltage	UPC
CS450-32D	E-strike - 9/16" deep	630/US32D	12/24 VDC	043156645893
CS450-LBM-32D	E-strike - 9/16" deep with LBM	630/US32D	12/24 VDC	043156645909
CS750-32D	E-strike - 3/4" deep	630/US32D	12/24 VDC	043156645961
CS750-LBM-32D	E-strike - 3/4" deep with LBM	630/US32D	12/24 VDC	043156645978
CSFP-KIT-10B	US10B face plates - Qty 2; Square and radius corner (4 7/8" x 1 1/4")	613/US10B	N/A	043156645916
CCFP-KIT-32D	US32D radius corner faceplate (6 7/8" x 1 1/4")	630/US32D	N/A	043156087365
CCFP-KIT-10B	US10B radius corner faceplate (6 7/8" x 1 1/4")	613/US10B	N/A	043156087358
CWFP-KIT-32D	US32D radius corner faceplate (7 15/16" x 1 7/16") wood applications	630/US32D	N/A	043156645923
CWFP-KIT-10B	US10B radius corner faceplate (7 15/16" x 1 7/16") wood applications	613/US10B	N/A	043156645930
CSLE-.5	1/2" lip extension	N/A	N/A	043156087372
CSLE-1	1" lip extension	N/A	N/A	043156645947
CSLE-2	2" lip extension	N/A	N/A	043156645954
TBR-100	Timer-buzzer rectifier with surge protection for strikes and other access control components	N/A	N/A	043156651740
ESTK-100	E-strike - metal template kit (CS, MDS, RS)	N/A	N/A	043156072842

# NC Series

450 model



The no cut electric door strike can be used to convert cylindrical lock sets into an electronic access controlled locking system. No cutting on the frame is required. Simply adjust the vertical alignment feature to the latch bolt centerline and install.

## Features and benefits

- No frame cutting is required
- Low profile
- Field selectable fail-safe and fail-secure (fail-secure default) with simple and easy screw reversal
- Two face plates included: Radius and square edge stainless steel (4 7/8" x 1 1/4")
- Field selectable 12/24 VDC
- Voltage spike suppressor included

## Options

- Accepts latch bolt up to 9/16"
- Latch bolt monitoring available

## Accessories

- Buzzer rectifier with timer (TBR-100)
- Face plates kits in 613/US10B finish
- 6 7/8" x 1 1/4" radius edge, stainless steel faceplate kit for aluminum frames
- 7 15/16 x 1 7/16 radius edge, stainless steel faceplate kits for wood applications

## Specifications

- UL1034 Burglar-resistant electric locking mechanisms, listed
- UL294 (indoor), listed
- Static strength of 1500 lb. static load, UL certified
- Dynamic strength of 70 ft.-lb. dynamic load, UL certified
- 250,000 cycles endurance, UL certified

## Electrical

- Dual voltage: 12VDC @ 0.3A/24VDC @ 0.15A

**CS Series**  
450 and 750 models

**Faceplate kit and trim piece**



**Finish - face plates**



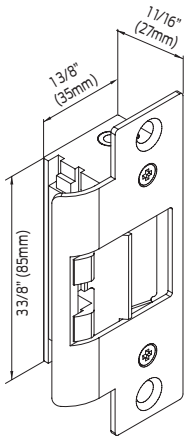
613/US10B  
Dark bronze



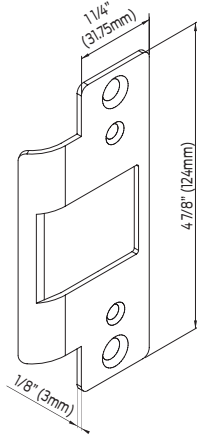
630/US32D  
Satin stainless steel

Face plates (each sold separately)

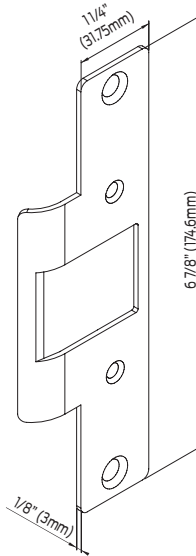
**Strike and accessory dimensions**



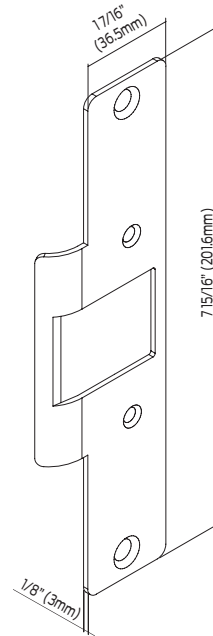
**NC450**  
3 3/8" x 1 1/16" x 1 3/8"  
(85mm x 27mm x 35mm)



**NCFP-kit**  
1 1/4" x 1/8" x 4 7/8"  
(31.75mm x 3mm x 124mm)



**NCCFP-kit**  
1 1/4" x 1/8" x 6 7/8"  
(31.75mm x 3mm x 174.6mm)



**NCWFP-kit**  
1 7/16" x 1/8" x 7 15/16"  
(36.5mm x 3mm x 201.6mm)

**NC Series**

Product name	Product description	Finish	Voltage	UPC
NC450	E-strike - no cut - 9/16" deep	630/US32D	12/24 VDC	043156087389
NC450-LBM	E-strike - no cut - 9/16" deep with LBM	630/US32D	12/24 VDC	043156104895
NCFP-KIT-10B	US10B face plates - Qty 1; Radius corner (4 7/8" x 1 1/4")	613/US10B	N/A	043156087396
NCCFP-KIT-32D	US32D radius corner face plate - (6 7/8" x 1 1/4")	630/US32D	N/A	043156087457
NCCFP-KIT-10B	US10B radius corner face plate - (6 7/8" x 1 1/4")	613/US10B	N/A	043156087440
NCWFP-KIT-32D	US32D radius corner face plate (7 15/16" x 1 7/16") wood applications	630/US32D	N/A	043156087419
NCWFP-KIT-10B	US10B radius corner face plate (7 15/16" x 1 7/16") wood applications	613/US10B	N/A	043156087402
NC-RAMPS	US32D removable ramps replacement	630/US32D	N/A	043156087426

# MDS Series

## 100 model



The MDS100 Series electric strike is designed for use with heavy duty mortise lock sets and cylindrical lock sets. Five different face plates included for optional flexibility of installation in wood or metal frames.

### Features and benefits

- Heavy duty design with vertical adjustments for flexibility
- Field selectable fail-safe and fail-secure (fail-secure default), with simple and easy screw reversal on non-fire rated models
- Included trim piece for installation flexibility and improved appearance
- Mounting tabs included for aluminum frame installation on non-fire rated doors in non-fire rated applications
- Five stainless steel face plates included for optional flexibility (4 7/8" x 1 1/4" with differing cutouts)
- Field selectable 12/24 VDC
- Built-in voltage spike suppressor included

### Options

- Fire rating
- Latch bolt monitoring available

### Accessories

- Buzzer rectifier with timer (TBR-100)
- Faceplate kit in 613/US10B finish
- Metal template kit

### Specifications

- UL1034 burglary-resistant electric locking mechanisms, listed
- UL294 (indoor), listed
- Static strength of 1500 lb. static load, UL certified
- Dynamic strength of 70ft.-lb. dynamic load, UL certified
- UL10C Fire rated, listed - MDS100-F models only
- 250,000 cycles endurance, UL certified

### Electrical

- Dual-voltage 12 VDC @ .3A/24 VDC @ .15A

Faceplate kit and trim piece



Faceplate kit



Trim piece

Finish - face plates

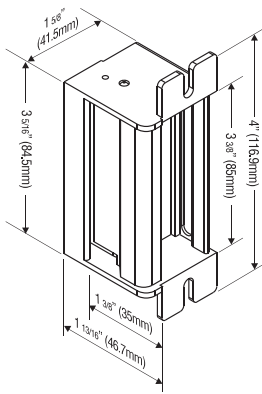


630/US32D  
Satin stainless steel



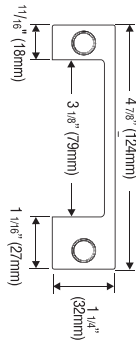
613/US10B  
Dark bronze

Strike and accessory dimensions

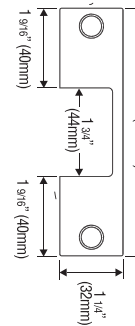
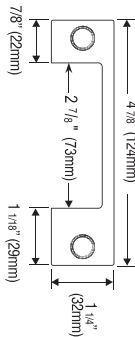


MDS100  
(excluding faceplate)

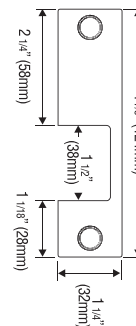
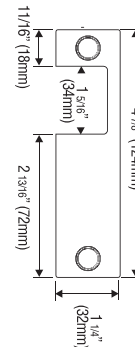
3 5/16" x 1 5/8" x 1 13/16"  
(84.5mm x 41.5mm x 46.7mm)



Deadbolt latch faceplate



Latch bolt faceplate



MDS Series

Product name	Product description	Finish	Voltage	UPC
MDS100-32D	E-strike - 1" deep; 5 face plates	630/US32D	12/24 VDC	043156645985
MDS100-F-32D	E-strike - 1" deep; 5 face plates (Fire-rated)	630/US32D	12/24 VDC	043156646074
MDS100-LBM-32D	E-strike - 1" deep; 5 face plates with LBM	630/US32D	12/24 VDC	043156645992
MDS100-F-LBM-32D	E-strike - 1" deep; 5 face plates with LBM (Fire-rated)	630/US32D	12/24 VDC	043156646081
MDSFP-KIT-10B	5 piece extra faceplate kit	613/US10B	N/A	043156646005
TBR-100	Timer-buzzer rectifier with surge protection for strikes and other access control components	N/A	N/A	043156651740
ESTK-100	E-strike - metal template kit (CS, MDS, RS)	N/A	N/A	043156072842

# RS Series

200 and 300 models

The RS Series of surface mounted electric rim strikes are designed with endurance and flexibility. Available to accommodate rim exit devices with a 1/2" or 3/4" throw pullman latch bolt and multiple spacers are included for superior installation. Four attachment points to the frame provide for extra durability.



## Features and benefits

- Surface mounted for easy installation
- Slotted mounting holes for increased adjustment flexibility
- Multiple spacers included for easy installation
- Sleek cover case design
- Field selectable fail-safe and fail-secure (fail-secure default), with simple and easy screw position change, non-fire rated models
- Field selectable 12/24 VDC
- Built-in voltage spike suppressor

## Options

- RS200 Series accepts 1/2" throw pullman latch bolt
- RS300 Series accepts 3/4" throw pullman latch bolt
- Latch bolt monitoring available
- Offered in both 630/US32D and 613/US10B finishes
- RS300 available in fire rated version

## Accessories

- Buzzer rectifier with timer (TBR-100)
- Metal template kit


## Specifications

- UL1034 Burglary-resistant electric locking mechanisms, listed
- UL294 (indoor), listed
- UL10C Fire Rated, 90 min. RS300-F models only
- Static strength of 1500 lb. static load, UL certified
- Dynamic strength of 70 ft.-lb. dynamic load, UL certified
- 250,000 cycles endurance, UL certified

## Electrical

- Dual-voltage 12 VDC @ .54A / 24 VDC @ .27A

## Finishes



630/US32D  
Satin stainless steel

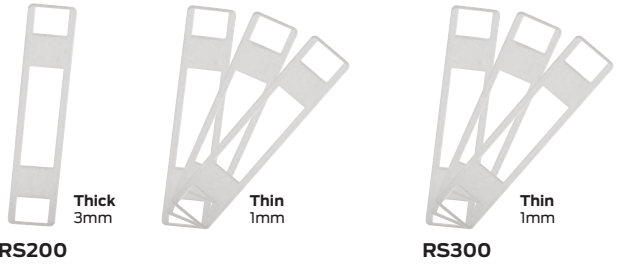


613/US10B  
Dark bronze

**RS Series**  
200 and 300 models

**Spacers**

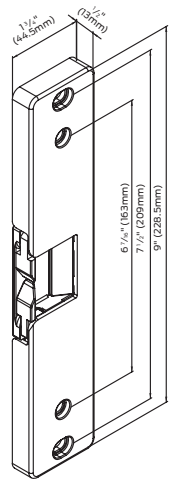
Included with strike and sold separately.



**RS200**

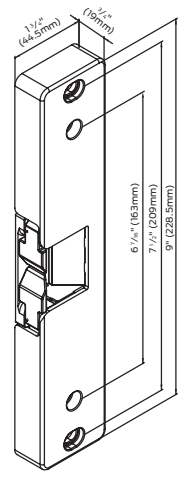
**RS300**

**Strike dimensions**



**RS200**

9" x 1 3/4" x 1/2"  
(229mm x 44.5mm x 13mm)



**RS300**

9" x 1 3/4" x 3/4"  
(229mm x 44.5mm x 19mm)

**RS Series**

Product name	Product description	Finish	Voltage	UPC
RS200-32D	Rim strike - 1/2" depth with spacers	630/US32D	12/24 VDC	043156646029
RS200-10B	Rim strike - 1/2" depth with spacers	613/US10B	12/24 VDC	043156646036
RS200-LBM-US32D	Rim strike - 1/2" depth with spacers and LBM	630/US32D	12/24 VDC	043156001484
RS200-LBM-US10B	Rim strike - 1/2" depth with spacers and LBM	613/US10B	12/24 VDC	043156001491
RS300-32D	Rim strike - 3/4" depth with spacers	630/US32D	12/24 VDC	043156646050
RS300-10B	Rim strike - 3/4" depth with spacers	613/US10B	12/24 VDC	043156646067
RS300-LBM-US32D	Rim strike - 3/4" depth with spacers and LBM	630/US32D	12/24 VDC	043156001521
RS300-LBM-US10B	Rim strike - 3/4" depth with spacers and LBM	613/US10B	12/24 VDC	043156001538
RS300-F-32D	Fire rated rim strike - 3/4" depth with spacers	630/US32D	12/24 VDC	043156001552
RS300-F-10B	Fire rated rim strike - 3/4" depth with spacers	613/US10B	12/24 VDC	043156001569
RS300-F-LBM-US32D	Fire rated rim strike - 3/4" depth with spacers and LBM	630/US32D	12/24 VDC	043156001583
RS300-F-LBM-US10B	Fire rated rim strike - 3/4" depth with spacers and LBM	613/US10B	12/24 VDC	043156001590
RS SPACER - US32D	Rim strike spacer - US32D	630/US32D	N/A	043156087433
RS SPACER - US10B	Rim strike spacer - US10B	613/US10B	N/A	043156096336
ESTK-100	E-strike - metal template kit (CS, MDS, RS)	N/A	N/A	043156072842

# Access control accessories






# Pushbuttons

## Illuminated pushbuttons

The push to exit button series combines the most popular buttons in one box. The IPB Series is packaged with multiple lens options and switches for flexibility.

### IPB-100, IPB-100-N



#### Features and benefits

- LED illuminated push button
- 12/24 VDC, switch contact rated @ 5A /125 VAC
- Includes 3 lenses: Red/Green - "Push to Exit"; Blue - Handicap logo
- 2" square push button on single gang plate; 1 1/2" square push button on narrow stile plate
- Switch mounted on stainless steel single gang or narrow stile plate
- Momentary action switch
- S.P.D.T. and D.P.D.T. switches included

### IPB-300, IPB-300-N



#### Features and benefits

- LED illuminated mushroom-style round push button
- Red and green lenses included
- 12/24 VDC, S.P.D.T. switch contact rated @ 5A/125VAC
- Single gang and narrow stile plate available
- Ideal for request-to-exit applications to release electromagnetic locks
- Fits standard stainless steel single gang surface or recessed electrical boxes (except narrow stile switches)
- Narrow stile model includes narrow black plastic electrical box

## Metal pushbuttons

The metal push to exit button provides increased security with a durable and stylish appearance.

### MPB-100, MPB-100-N

#### Features and benefits

- Vandal resistant brass nickel plated push button
- Labeled "PUSH TO EXIT"
- Momentary action switch
- 12/24 VDC, S.P.D.T. switch contact rated @ 5A/125VAC
- Aluminum single gang and narrow stile plate available



#### Options

Product name	Product description	UPC
IPB-100	LED illuminated 2" button; 3 lenses; S.P.D.T. and D.P.D.T. switches included	043156651351
IPB-100-N	LED illuminated 2" button; 3 lenses; S.P.D.T. and D.P.D.T. switches included; Narrow plate	043156001644
IPB-300	LED illuminated mushroom style round button; 2 lenses; S.P.D.T. switch	043156651375
IPB-300-N	LED illuminated mushroom style round button; 2 lenses; S.P.D.T. switch; Narrow plate	043156651382
MPB-100	Metal button; 'Push to Exit'; S.P.D.T. switch	043156651405
MPB-100-N	Metal button; 'Push to Exit'; S.P.D.T. switch; Narrow plate	043156651399

# Specialty switches

## Touch switch

The touch switch is a cap sense style switch. There is no movable action in the switch, but instead only a touch is required to operate it. The illuminated bi-color LED provides easy status indication.

### TS-100, TS-100-N




#### Features and benefits

- Dual LED (Red/Green) indicates inactive/active status
- 12/24 VDC, S.P.D.T. switch contacts rated @ 2A/30VAC
- Programmable timer output 1-40 sec, adjustable
- Available in stainless steel single gang or narrow stile plate
- Narrow stile model includes narrow black plastic electrical box

## Wave switch

The touchless wave switch series is ideal for request-to-exit situations where a sanitary environment is desired such as healthcare facilities, restaurants, restrooms or labs.

### WS-200, WS-200-MB



#### Features and benefits

- Infrared sensor technology for no contact switch activation
- Sensor detection range up to approximately 4"
- Dual LED (Red/Green) indicates inactive/active status
- Time delay settable for 0.5, 5, 10 or 20 seconds
- 12/24 VDC, S.P.D.T. switch contacts rated @ 2A/30VAC
- Single gang stainless steel, weather resistant and vandal resistant faceplate
- Operating temperature range is -10° F to +130° F
- Available in flush or surface mount with metal box

### TS Series/WS Series

Product name	Product description	UPC
TS-100	Dual LED status indicator with programmable timer; S.P.D.T. switch	043156651498
TS-100-N	Dual LED status indicator with programmable timer; S.P.D.T. switch; Narrow plate	043156651504
WS-200	Touchless infrared sensor switch activation with dual LED and time delay; S.P.D.T. switch	043156651511
WS-200-MB	Touchless infrared sensor switch activation with dual LED and time delay; S.P.D.T. switch; Metal box included	043156651528

# Digital keypads

## Digital keypads

The DKP Series keypads are designed for simple access control or code control for up to four individual devices. These keypads are a great choice for controlling electric strikes, electromagnetic locks, security systems or other types of openings requiring on/off or momentary control outputs.

### DKP-165, DKP-165-S, DKP-165-FM and DKP-NS



#### Dimensions

**DKP-165**  
4 3/4" x 3" x 1 3/8"  
(120mm x 76mm x 34.9mm)

**DKP-165-S**  
4 15/16" x 4 1/8" x 2 3/8"  
(125mm x 105mm x 60mm)

**DKP-165-FM**  
4 3/4" x 3 15/16" x 1 1/2"  
(120mm x 100mm x 37.4mm)

**DKP-NS**  
1 11/16" x 5 7/8" x 1 5/16"  
(43.2mm x 149.9mm x 24.1mm)

#### DKP-165 Series features and benefits

- Fully programmable with up to 480 users with 1 to 6 digit user codes
- Keys are back-lit for visibility in dark areas with audible and visual key press feedback
- 12/24 VDC, switch contacts rated @ 2A/30VAC/VDC
- Multi-colored LEDs indicate the state of the keypad
- Timed anti-pass back
- 302 stainless steel gang plate
- Operating temperature range is -10° F to +130° F
- Available in surface mount (DKP-165-S) or flush mount (DKP-165-FM)
- Tamper resistant screws included for faceplate (DKP-165-S only)
- Designed for indoor use (DKP-165)

#### DKP-NS Series features and benefits

- Designed for outdoor use
- Allows for up to 1010 user codes (zone 1: 1000 users, zone 2: 10 users)
- 12/24 VAC/VDC
- Incorporates a tamper alarm feature as a standard option
- Relock time 0-99 s
- Two-zone feature provides 2 relays and 2 exit button outputs for two-zone applications
- Backlit numbers allow for ease of use in dimly-lit areas (Blue keypad illumination)
- Operating temperature -22°F – 158°F
- IP66 Rating: waterproof, dust proof

#### DKP Series

Product name	Product description	UPC
DKP-165	Indoor digital keypad; Up to 480 users with timed anti-pass back	043156651634
DKP-165-S	Digital keypad; Surface mount with case; Up to 480 users with timed anti-pass back	043156651641
DKP-165-FM	Digital keypad; Flush mount; Up to 480 users with timed anti-pass back	043156651658
DKP-NS	Outdoor digital keypad; Up to 1,010 users with two zone, re-locking time delay	043156081189

# Touch bars

## Touch bar

The touch bar is a request to exit device, usually installed as a redundancy to other access control devices for non-fire rated indoor doors.

### TB-36, TB-42, TB-48



#### Features and benefits

- Low operating force, minimal bar travel
- Non-latching
- 12/24 VDC, includes two S.P.D.T. switches for positive redundant operation
- Field reversible and easily installed on all types of doors
- Heavy duty clear anodized satin aluminum construction
- Includes 'Push to Exit' sticker
- Available in standard lengths to fit 36", 42" and 48" doors
- Can also be field cut at the installation site for custom lengths
- Available in 628/US28 Aluminum finish

#### TB Series

Product name	Product description	Finish	UPC
TB-36	Touch bar - 36" door	628/US28	043156651467
TB-42	Touch bar - 42" door	628/US28	043156651474
TB-48	Touch bar - 48" door	628/US28	043156651481

# Push plates

## Push plates

The PPH Series of push plates are dependable, responsive and easy to install stainless steel switches. These assisted door controls are ideal for a broad range of door automation.

### PPH-100-PL, PPH-100-AL, PPH-200-LED, PPH-50



#### Features and benefits

- Stainless steel faceplate with engraved text and anodized finish
- Tamper resistant mounting
- Designed for use in high traffic areas
- Mounts on a standard double gang electrical box, except PPH-50
- Red/Blue LED ring available (PPH-200-LED)

#### PPH-100-PL

D.P.D.T. switch contacts rated 15A @ 125 or 250 VAC  
5 1/8" x 5 1/8" x 2 3/4" - Includes box  
(130mm x 130mm x 70mm)

#### PPH-200-LED

S.P.D.T. switch contacts rated  
0.5A @ 120 VAC or 1A @ 24 VDC  
5 1/8" x 5 1/8" x 1 3/4" - includes box  
(133mm x 133mm x 45mm)

#### PPH-100-AL

D.P.D.T. switch contacts rated  
5A @ 125 or 250 VAC  
4 1/2" x 4 1/2" x 2 3/4" - includes box  
(115mm x 115mm x 69.5mm)

#### PPH-50

12/24 VDC, S.P.D.T. switch  
contacts rated @ 5A/125VAC,  
3A/250VAC  
4 1/2" x 1 3/4" x 1 3/4"  
(114.3mm x 44.4mm x 44.4mm)

#### PPH Series

Product name	Product description	UPC
PPH-100-PL	Large round push plate w/black box; Stainless steel faceplate with D.P.D.T. switch	043156651412
PPH-100-AL	Large round push plate w/aluminum box; Stainless steel faceplate with D.P.D.T. switch	043156651429
PPH-200-LED	Illuminated dual color large square push plate w/black box; Stainless steel faceplate with S.P.D.T. switch	043156651443
PPH-50	Rectangular narrow push plate w/black box; Stainless steel faceplate with S.P.D.T. switch	043156651450

# Emergency breaks

## Emergency break

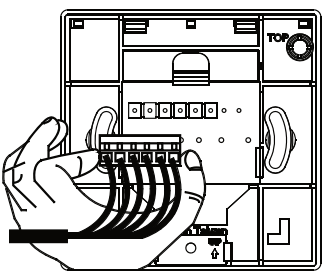
The resettable EGB Series are call points that can be activated without a power supply during emergencies. They are typically located on fire escape doors. The main function is to override an electrical locking device in case of emergency. A provided key allows the unit to be reset to normal mode.

### EGB-100-G, EGB-100-R



### Features and benefits

- 12/24 VDC, D.P.D.T. switch contacts rated @ 5A/125VAC
- Available in green or red case
- Detachable terminal block for easy installation
- Built-in 80db buzzer
- Blue back light
- Non-glass, durable plastic unit, making it suitable for high traffic areas
- Resettable key included and available to order as a replacement part (EGB-KEY)
- Replacement cover available (EGB-COV)



Detachable terminal block

### EGB Series

Product name	Product description	UPC
EGB-100-G	Resettable emergency call point station with green case; Includes blue back light, built-in buzzer and D.P.D.T. switch	043156651597
EGB-100-R	Resettable emergency call point station with red case; Includes blue back light, built-in buzzer and D.P.D.T. switch	043156651603
EGB-KEY	Replacement and resettable key	043156651610
EGB-COV	Replacement clear plastic cover	043156651627

# Door cords

## Door cords

Door cords offer a protective conduit for running wires from the frame to the door installed with electrical devices such as electrified locks. The cords are available in various lengths and finishes.

**DC-HD-16, DC-AL-20,  
DC-BR-20, DC-PL-12,  
DC-PL-20, DC-HD-16-10B**

### Features and benefits

- Door loops available in 12", 16" and 20" in length
- Stainless steel cable resists abrasion and damage
- Silver and brown (DC-BR-20 and DC-HD-16-10B) finish available to match doors and frames
- Surface mount
- Mounting hardware included



**Heavy duty** - DC-HD-16/DC-HD-16-10B with large, durable aluminum boxes for extra protection

Inside loop diameter:  $\frac{3}{8}$ "  
Outside loop diameter:  $\frac{1}{2}$ "



**Medium duty** - DC-AL-20/DC-BR-20 with aluminum end caps for increased durability

**Light duty** - DC-PL-12/DC-PL-20 with plastic end caps  
Inside loop diameter:  $\frac{5}{16}$ "  
Outside loop diameter:  $\frac{7}{16}$ "

### DC Series

Product name	Product description	UPC
DC-HD-16	Heavy duty door cord with aluminum boxes; Stainless steel cable; 16" length	043156651559
DC-HD-16-10B	Heavy duty door cord with aluminum boxes; Stainless steel cable; 16" length; 613/US10B	043156081097
DC-AL-20	Medium duty door cord with aluminum end caps; Stainless steel cable; 20" length	043156651566
DC-BR-20	Medium duty door cord with aluminum end caps; Stainless steel cable; 613/US10B	043156001651
DC-PL-12	Light duty door cord with silver plastic end caps; Stainless steel cable; 12" lengths	043156651573
DC-PL-20	Light duty door cord with silver plastic end caps; Stainless steel cable; 20" lengths	043156651580



# Specialty sensor and buzzer switches

## Timer-buzzer rectifier

The TBR is a multi-functional device made to serve as an added layer of security or convenience for your access control system. The TBR offers a delay timer, buzzer and AC to DC rectifier all in one package.

### TBR-100



#### Features and benefits

- Built-in surge protection
- Input 12/24 VAC, outputs 1A/12VDC
- Built-in 80db buzzer
- Selectable re-lock time (5, 15, 30 or 60 seconds)
- Red LED output indicator

## EMS Series

This versatile sensor can be surface mounted above any door, ceiling or wall for request to exit applications. The EMS Series, Passive Infrared (PIR) Sensor, has the flexibility and low profile design to make it an effective sensor for managing building security and traffic flow.

### EMS-100



#### Features and benefits

- Operating voltage: 12/24 VDC
- Sensing field adjustment masks provide accurate detection zones
- Compact, aesthetically pleasing design
- Includes ceiling and surface mount adapters
- Operating temperature range is -20° F to +130° F

**Specialty sensor and buzzer switches**

## CSW Series

The CSW Series of switches were designed for a concealed desk application. They are used to release an electric lock or device from a remote location. The CSW Series currently operates via momentary action toggle switches that can be surface mounted.

### CSW-100, CSW-200



#### Features and benefits

- Made from PVC material
- CSW-100 - flush mount
- CSW-200 - surface mount
- S.P.D.T. switch
- Momentary toggle action

## Wireless release kit (1 receiver, 2 transmitters)

The 900MHz receiver and transmitters allow wireless activation of electronic access-controlled doors. With two outputs, several doors can be controlled at the same time or with slight delay.

### WRT-K, WT-2



#### Features and benefits

- Includes 1 receiver and 2, 1 button standard transmitters
- Colored LEDs indicate transmitter activation, frequency and signal strength
- Receiver will accept up to 75 transmitters
- Frequency hopping allows consistent transmission in areas with other 900 MHz devices
- A battery-powered, hardwired transmitter is ideal for push plate applications
- Extended hold functionality is integrated for various applications needs
- Operating Temperature -22°F to 158°F (-30°C to 70°C)
- Conformance: FCC, IC, HH: IP65/NEMA 4

#### Options

Product name	Product description	UPC
TBR-100	Timer-buzzer rectifier with surge protection for strikes and other access control components	043156651740
EMS-100	Exit motion sensor with ceiling and surface mount adapters	043156651535
CSW-100	Flush mount concealed desk release; S.P.D.T. switch	043156651542
CSW-200	Surface mount concealed desk release; S.P.D.T. switch; Narrow stile	043156001637
WRT-K	Wireless receiver and transmitter (2) kit	043156081165
WT-2	Wireless transmitter (2) sold separate	043156081172

# Power supplies

## LP Series

### 150 and 250 models

The LP Series of power supplies include a 1.5 amp and 2.5 amp option to power various electronic access control devices and most single or double door applications. This line of UL294 certified, Class 2 power supplies have field selectable output voltage, a built-in charger for battery backup and the ability for fire alarm integration. Field replacement is simple with an industry common power supply board footprint and power can be easily managed with the addition of the RDB4 option board.

### LP150, LP250



#### Features and benefits

- Amperage: 1.5 AMPS/2.5 AMPS
- Input voltage: 120 VAC / 60Hz
- Output voltage: Field selectable output voltage 12/24 VDC
- Battery backup circuitry included
- Designed with fire alarm integration, if desired
- Visual LED indicators: AC input status, DC output status, battery back up status
- Protective cover over the AC components

#### Certifications include:

- UL294, UL603, Class 2, FCC Part 15, CSFM, RoHS and CSA-C22.2 NO.205

#### Accessories

- RDB4 Option Board is a four output relay distribution board (sold separately)
- LP150B 1.5 AMP board only
- LP250B 2.5 AMP board only

### LP Series

Product name	Product description	UPC
LP150	1.5 amp power supply with enclosure	043156085743
LP150B	1.5 amp power supply - board only	043156085781
LP250	2.5 amp power supply with enclosure	043156085750
LP250B	2.5 amp power supply - board only	043156085798
LP250RDB4	2.5 amp power supply and 4 output relay distribution option board with enclosure	043156085767
RDB4	4 output relay distribution option board - board only	043156085774

# Weight and case quantity

## Electromagnetic locks

### WMG Series

Product name	UPC	Master carton quantities	Master carton weight (lb)*	Product weight (lb)*
WFP50	043156646128	75	14.3	0.19
WFP63	043156646135	50	11.5	0.23
WLBK1200	043156646166	10	7.5	0.75
WLBK600	043156646111	10	4.9	0.49
WMG1200	043156646142	3	16.3	5.43
WMG600	043156646098	5	16.2	3.24
WZBK1200	043156646159	10	15	1.5
WZBK600	043156646104	10	10.5	1.05

### MG Series

Product name	UPC	Master carton quantities	Master carton weight (lb)*	Product weight (lb)*
MG600	043156646173	6	13.3	2.22
MG600DT	043156646180	6	13.5	2.25
MG600-2	043156081103	3	15	5
MG600DT-2	043156081110	3	15	5
MLBK600	043156646210	12	7	0.58
MZBK600	043156646197	15	11.7	0.78
MG1200	043156646241	3	14.9	4.97
MG1200DT	043156646258	3	14.9	4.97
MG1200-2	043156081127	1	11	11
MG1200DT-2	043156081134	1	11	11
MLBK1200	043156646289	20	6	0.3
MZBK1200	043156646265	10	13.8	1.38
MUBK	043156646203	20	14.2	0.71
MFP50	043156646234	80	14.6	0.18
MFP63	043156646227	60	13.6	0.23

## Electric strikes

### CS Series

Product name	UPC	Master carton quantities	Master carton weight (lb)*	Product weight (lb)*
CS450-32D	043156645893	14	9	0.64
CS450-LBM-32D	043156645909	14	9.2	0.66
CS750-32D	043156645961	14	9	0.64
CS750-LBM-32D	043156645978	14	9.2	0.66
CSFP-KIT-10B	043156645916	100	14	0.14
CCFP-KIT-32D	043156087365	100	14.5	0.15
CCFP-KIT-10B	043156087358	100	14.5	0.15
CWFP-KIT-32D	043156645923	100	15.5	0.16
CWFP-KIT-10B	043156645930	100	15.5	0.16
CSLE-.5	043156087372	150	6	0.04
CSLE-1	043156645947	100	5.8	0.06
CSLE-2	043156645954	50	5.3	0.11

### MDS Series

Product name	UPC	Master carton quantities	Master carton weight (lb)*	Product weight (lb)*
MDS100-32D	043156645985	14	14	1
MDS100-F-32D	043156646074	14	14	1
MDS100-LBM-32D	043156646081	14	14	1
MDS100-F-LBM-32D	043156645992	14	14	1
MDSFP-KIT-10B	043156646005	50	11.5	0.23

\* Weight is approximate and subject to change without notice.

## Weight and case quantity charts (continued)

## Electric strikes

## NC Series

Product name	UPC	Master carton quantities	Master carton weight (lb)*	Product weight (lb)*
NC450	043156087389	14	10	0.71
NC450-LBM	043156104895	14	10.2	0.73
NCFP-KIT-10B	043156087396	100	16	0.16
NCCFP-KIT-32D	043156087457	100	15	0.15
NCCFP-KIT-10B	043156087440	100	15	0.15
NCWFP-KIT-32D	043156087419	100	16	0.16
NCWFP-KIT-10B	043156087402	100	16	0.16
NC-RAMPS	043156087426	100	11.5	0.12

## RS Series

Product name	UPC	Master carton quantities	Master carton weight (lb)*	Product weight (lb)*
RS200-US32D	043156646029	10	10.3	1.03
RS200-US10B	043156646036	10	10.3	1.03
RS200-LBM-US32D	043156001484	10	12	1.2
RS200-LBM-US10B	043156001491	10	12	1.2
RS300-F-US32D	043156001552	10	12	1.2
RS300-F-US10B	043156001569	10	12	1.2
RS300-F-LBM-US32D	043156001583	10	12.5	1.25
RS300-F-LBM-US10B	043156001590	10	12.5	1.25
RS300-US32D	043156646050	10	12	1.2
RS300-US10B	043156646067	10	12	1.2
RS300-LBM-US32D	043156001521	10	12.5	1.25
RS300-LBM-US10B	043156001538	10	12.5	1.25
RS SPACER-US32D	043156087433	63	15.5	0.25
RS SPACER-US10B	043156096336	63	15.5	0.25

## Accessories

## Pushbuttons

Product name	UPC	Master carton quantities	Master carton weight (lb)*	Product weight (lb)*
IPB-100	043156651351	54	10.8	0.2
IPB-100-N	043156001644	54	10.8	0.2
IPB-300	043156651375	50	10	0.2
IPB-300-N	043156651382	50	8	0.16
MPB-100	043156651405	50	8.2	0.16
MPB-100-N	043156651399	50	9	0.18

## Specialty switches

Product name	UPC	Master carton quantities	Master carton weight (lb)*	Product weight (lb)*
TS-100	043156651498	50	9	0.18
TS-100-N	043156651504	50	9	0.18
WS-200	043156651511	36	6.35	0.18
WS-200-MB	043156651528	36	11.5	0.32

## Digital keypads

Product name	UPC	Master carton quantities	Master carton weight (lb)*	Product weight (lb)*
DKP-165	043156651634	50	9	0.18
DKP-165-FM	043156651658	18	7.38	0.41
DKP-165-S	043156651641	18	8.5	0.47
DKP-NS	043156081189	25	3.175	0.13

\* Weight is approximate and subject to change without notice.

## Weight and case quantity charts (continued)

### Accessories

#### Touchbars

Product name	UPC	Master carton quantities	Master carton weight (lb)*	Product weight (lb)*
TB-36	043156651467	4	13	3.25
TB-42	043156651474	4	14.5	3.63
TB-48	043156651481	4	16	4

#### Pushplates

Product name	UPC	Master carton quantities	Master carton weight (lb)*	Product weight (lb)*
PPH-100-AL	043156651429	12	10	0.83
PPH-100-PL	043156651412	18	11.3	0.63
PPH-200-LED	043156651443	20	8.6	0.43
PPH-50	043156651450	50	11	0.22

#### Emergency glass breaks

Product name	UPC	Master carton quantities	Master carton weight (lb)*	Product weight (lb)*
EGB-100-G	043156651597	40	10.7	0.27
EGB-100-R	043156651603	40	10.7	0.27
EGB-COV	043156651627	100	5.8	0.06
EGB-KEY	043156651610	150	3.9	0.03

#### Door cords

Product name	UPC	Master carton quantities	Master carton weight (lb)*	Product weight (lb)*
DC-HD-16	043156651559	30	6.4	0.21
DC-HD-16-10B	043156081097	30	6.4	0.21
DC-AL-20	043156651566	50	5.6	0.11
DC-BR-20	043156001651	50	5.6	0.11
DC-PL-12	043156651573	200	14.8	0.07
DC-PL-20	043156651580	50	5	0.1

#### Specialty sensor and buzzer switches

Product name	UPC	Master carton quantities	Master carton weight (lb)*	Product weight (lb)*
TBR-100	043156651740	100	7.9	0.08
EMS-100	043156651535	20	5.23	0.26
CSW-100	043156651542	45	4.7	0.1
CSW-200	043156001637	45	4.2	0.09
WRT-K	043156081165	25	6.5	0.26
WT-2	043156081172	100	13.61	0.14

#### Power supplies

Product name	UPC	Master carton quantities	Master carton weight (lb)*	Product weight (lb)*
LP150	043156085743	4	15.43	3.86
LP150B	043156085781	35	11.11	0.32
LP250	043156085750	4	15.43	3.86
LP250B	043156085798	35	12.75	0.36
LP250RDB4	043156085767	4	15.43	3.86
RDB4	043156085774	90	12.25	0.14

\* Weight is approximate and subject to change without notice.

Electromagnetic locks

Electric strikes

Pushbuttons

Specialty switches/  
digital keypads

Touch bars/  
push plates

Emergency breaks/  
Door cords

Specialty sensor  
and buzzer switches

Power  
supplies

Weight and  
case quantity

## About Allegion

Allegion (NYSE: ALLE) is a global pioneer in safety and security, with leading brands like CISA®, Interflex®, LCN®, Schlage®, SimonsVoss® and Von Duprin®. Focusing on security around the door and adjacent areas, Allegion produces a range of solutions for homes, businesses, schools and other institutions. Allegion is a \$2 billion company, with products sold in almost 130 countries.

For more, visit [www.allegion.com](http://www.allegion.com)

KRYPTONITE ■ LCN ■  ■ STEELCRAFT ■ VON DUPRIN