



Data Cable, Network, CCTV, PoE & Industrial Test Solutions

- COPPER** Installation
 - TONE & PROBE** 6
 - VDV II** 7
 - POE PRO** 8
 - SIGNALTEK CT** 9

- COPPER AND FIBER** Installation
 - LANTEK IV** 10
 - FIBERTEK IV** 11
 - TREND ANYWARE CLOUD / DESKTOP** 12
 - LANTEK III** 14
 - FIBERTEK III** 15
 - SAPPHIRE CARE PLAN** 16
 - TEST4LESS** 16

- FIBER** Installation
 - OTDR II** 17
 - FIBERMASTER** 18
 - VFF5** 19

- NETWORK** Troubleshooter
 - SIGNALTEK 10G** 20
 - NAVITEK NT** 22
 - SIGNALTEK NT** 23
 - LANXPLOER PRO** 24

- CCTV** Tester
 - SECURITEST IP** 25

- INDUSTRIAL ETHERNET** Tester
 - NAVITEK IE** 26

- ENTERPRISE AND WAN** Tester
 - UNIPRO** 27

OUR TESTERS

With decades of experience, the close-knit team at TREND Networks (Formerly IDEAL Networks) understands the challenges that data cable installers, network technicians and systems integrators face each day, around the world. That’s why we support our customers with an extensive range of innovative data cable and network testing equipment that provides fast, accurate results in all circumstances – even the most difficult ones.

Our deeply engrained ‘Depend On Us’ philosophy ensures that our customers know we will always provide the performance and support they need.

Based in New Jersey, with international offices and an experienced global team, we manufacture and supply a range of industry leading and dependable test equipment that makes our customers’ jobs simpler, including: cable certifiers, data cable testers, cable verifiers, cable qualifiers, fiber cable testers, active network testers, network transmission testers, PoE testers, CCTV testers, bandwidth testers, industrial ethernet testers, and more.

Through technical support, training, service, calibration, and advice, as well as resources to help educate users, our customers can be reassured that TREND Networks will help them to become ever-more productive.



VISION
“To Empower the Connected World”

SELECTION GUIDE

		CCTV	DATA CABLE TESTING							NETWORK TESTING				INDUSTRIAL ETHERNET	TELECOM TESTING		
		SecuriTEST IP	PoE Pro	VDV II	SignalTEK CT	LanTEK IV	FiberTEK IV	OTDR II	FiberMaster	VFF5	SignalTEK NT	SignalTEK 10G	NavITEK NT	LanXPLOER Pro	NavITEK IE	UniPRO MGig1	
By features required (Copper cable/LAN network)	Wiremap testing	o	o	o	o	o					o	o	o	o	o		
	Determine distance to fault	o	o	Pro	o	o					o	o	o	o	o	o	
	Determine max bandwidth up to 10 Gb/s										1 Gb/s	o				1 Gb/s	
	Tone generator	Digital	o	o	o						o	o	o	o	o	o	o
	CDP/LLDP decoding										o	o	Plus & Pro	o	o	o	
	Hub blink	o	o	Plus & Pro							o	NT & Pro	o	o	o	o	
	Determine cable length	o	o	Plus & Pro	o	o					o	o	o	o	o	o	
	Ping and traceroute test	o									o	NT & Pro	o	o	o	o	
	PoE service detection	o	o	Pro							o	o	o	o	o	o	
	PoE load test up to 90W		o								30W	o	Plus & Pro (30W)	30W	30W	30W	
	Service detection PBX and ISDN		o	Pro							o	o	o	o	o	o	
	Ethernet transmission testing - cable				o						o	o				o	
	Ethernet transmission testing - network										o	NT & Pro				o	
	Cable certification - copper					o											
	VoIP diagnostics													o			
	QoS monitoring													o		o	
	Advanced network troubleshooting													o		o	
Network auditing/mapping of IP devices													o				
Security Camera Setup	o																
PROFINET testing/ troubleshooting														o			
By features required (Fiber cable/LAN network)	PROFINET testing/ troubleshooting														o		
	Determine distance to fault					with FiberTEK IV	with LanTEK IV	o									
	Cable tracing and identification							o		o							
	Determine cable length					with FiberTEK IV	with LanTEK IV	o									
	CDP/LLDP/EDP decoding									o	Pro	Pro	o	o	o	o	
	Hub blink									o	Pro	Pro	o	o	o	o	
	Ping and traceroute test									o	Pro	Pro	o	o	o	o	
	Optical Interface					with FiberTEK IV	with LanTEK IV	o	o	o	o	FT	Pro	o	o	o	
	Cable certification - fiber					with FiberTEK IV	with LanTEK IV	PM/LS (Optional)									
	Attenuation test					with FiberTEK IV	with LanTEK IV	PM/LS (Optional)	o								
	Link length					with FiberTEK IV	with LanTEK IV	o									
	Detailed loss diagnostics							o									
	Macro bend detection							o									
By features required (Telecom/ WAN Network)	RFC2544 test, jitter, delay, latency, frame loss, throughput test															o	
	Y.1564, NetSAM test															Pro	
	SLA, SLA-Tick & BERT test, traffic generation															o	
	Loop back												Pro	o	o	o	
Reporting	PDF Reporting	o			o	o	o	o			o	o	Plus & Pro	o	o	xml format	
	TREND AnyWARE Cloud / Desktop					o	o					Cloud only					
	TREND AnyWARE Mobile App				o						o		Plus & Pro	o	o		

Tone & Probe

Locate cables fast

Depend on our new Tone & Probe to easily trace all types of copper cables. Find cabling fast using the visual signal indicator and powerful speaker combination.

The tone generator is equipped with comprehensive line testing features for troubleshooting and service verification.

The tone and probe set creates the perfect team to accurately identify data cable pairing using its multiple tone pattern feature.



FEATURES

AMPLIFIER PROBE

- Locate weak signals using the highly sensitive probe
- Easier cable tracing with both audible and visual indicators
- Find cables in noisy environments using the earphone jack
- Operates in dark areas using the LED light
- Compatible with LanTEK IV, III & II, LanXPLOER Pro, SignalTEK, NaviTEK, PoE PRO & VDV II
- 9 volt battery included

TONE GENERATOR

- Provides four functions: tone generation, continuity testing, talk battery and line polarity confirmation
- Solve issues faster with power supply for external talk sets.
- Verify cabling with polarity and continuity.
- Easy to use and requires no training.
- 9 volt battery included

Part No	Kit Contents
R180000	Tone & Probe Kit 1 x Amplifier Probe, 1x Tone Generator, 1 x RJ45 to RJ11 cable, 1 x Crocodile to RJ45 Patch Cord, 1 x carry case, 2 x carry strap, 1 x Probe user guide, 1 x Tone Generator user guide
R180001	Probe 1 x Amplifier Probe, 1 x carry strap, 1 x user guide
R180002	Tone Generator 1x Tone Generator, 1 x RJ45 to RJ11 patch cord, 1 x Crocodile to RJ45 Patch Cord, 1 x carry strap, 1 x user guide
R180050	1 x Probe Tip
R180051	1 x RJ45 to RJ11 cable, 1 x RJ45 to Crocodile clips cable

VDV II

Voice, Data and Video Cable Verifier

More than just a wiremapper

The VDV II Series are easy to use cable testers that check the integrity of copper cables commonly found in domestic, commercial or industrial voice, data or video installations.

Employing state-of-the-art technology, VDV II offers functionality not previously available in a wiremapper.



FEATURES

- RJ45, RJ11/RJ12 and coax ports
- TDR technology pinpoints cable faults eliminating unnecessary guess work
- Ability to identify and trace cables with a compatible inductive tone probe (optional)
- PoE service detection with voltage information
- Support for all common LAN cables (TIA 568A/B wiring schemes)
- Large backlit screen provides instantaneous, easy to read test results
- Identifies analog (PBX) and digital (ISDN) telephone services
- Displays network rate and duplex information
- Port blink to visually trace cable
- Voltage protection - cable testing disabled if >2V is detected

Description is for VDV II Pro model.
For features of VDV II Plus and VDV II, please visit www.trend-networks.com

Part No.	Kit content
R158000	VDV II – Voice, Data and Video Cable Verifier. Includes 1 x tester, 1 x dual port remote unit, 1 x coax remote unit, 1 x alkaline battery, 1 x multi-language user guide
R158002	VDV II Plus – Voice, Data and Video Cable Verifier
R158003	VDV II Pro – Voice, Data and Video Cable Verifier
Additional content for VDV II Plus and Pro: Includes 1 x tester, 1 x dual port remote unit, 1 x coax remote unit, 1 x alkaline battery, 1 x multi-language user guide, 2 x RJ45 to alligator clip cable 390mm, 2 x screened RJ45 to RJ45 cable 150mm, 2 x RJ12 to RJ12 cable 100mm, 1 x F-type plug to F-type plug cable 230mm, 1 x F-81 barrel splice, 1 x BNC female to F-type male adapter, 1 x BNC female to F-type female adapter, 1 x RCA female to F-type male adapter, 1 x RCA female to F-type female adapter, 1 x wallet wiring card, 1 x carry case	
Part No.	Recommended Accessories
158050	Kit of 12 x RJ45 remote units (#1 - #12)
158051	Kit of 24 x RJ45 identifiers (#1 - #24)
158053	Kit of 12 x coax remote units (#1 - #12)
R180001	1 x TREND amplifier probe

PoE Pro

Data Cable and Power over Ethernet Verifier

Eliminate guesswork from PoE installations

The PoE Pro eliminates guesswork when installing, maintaining and troubleshooting networks where PoE is deployed.

Previously technicians had to understand all the various standards, device power outputs and cable lengths to be sure a device will operate successfully.

The PoE Pro identifies the Class of the PoE source and power available to a PoE device regardless of cable length, cable quality or other factors. Provides a clear pass/fail result to IEEE 802.3af/at/bt standards.



FEATURES

- **Multimedia Support:** RJ-45, RJ-11/RJ-12 and coax ports for verification of low voltage copper cables
- **TDR Length Testing and Troubleshooting:** Pinpoints cable faults eliminating unnecessary guesswork
- **Tone Generator:** Ability to identify and trace cables with a compatible inductive tone probe (optional)
- **PoE Detection:** Identify the IEEE standard, Class, Type, max Power (W) and Voltage (V) available
- **Large Backlit Screen:** Instantaneous, easy to read test results
- **Media Service Detection:** Identifies analog (PBX) and digital (ISDN) telephone services
- **Extended Power Test:** Some switches / injectors may provide power exceeding its IEEE Class rating. Hold button for 3 seconds to measure maximum available power up to 90 watts
- **Ethernet Detection:** Displays network rate and duplex information
- **Voltage Protection:** Cable testing disabled if >2V detected

Part No.	Kit Contents
R158004	PoE Pro – Data Cable and Power over Ethernet Verifier. Includes 1 x tester, 1 x dual port remote unit, 1 x coax remote unit, 1 x alkaline battery, 1 x multi-language user guide, 2 x RJ45 to alligator clip cable 390mm, 2 x screened RJ45 to RJ45 cable 150mm, 2 x RJ12 to RJ12 cable 100mm, 1 x F-type plug to F-type plug cable 230mm, 1 x F-81 barrel splice, 1 x BNC female to F-type male adaptor, 1 x BNC female to F-type female adaptor, 1 x RCA female to F-type male adaptor, 1 x RCA female to F-type female adaptor, 1 x wallet wiring card, 1 x carry case.

Part No.	Recommended Accessories
158050	Kit of 12 x RJ45 remote units (#1 - #12)
158051	Kit of 24 x RJ45 identifiers (#1 - #24)
158053	Kit of 12 x coax remote units (#1 - #12)
R180001	1 x TREND amplifier probe

SignalTEK CT

Data Cable Transmission Tester

Proof of Performance

If you install or maintain data cabling, SignalTEK CT allows you to generate PDF test reports that prove installed links run at Gigabit Ethernet transmission rates.

SignalTEK CT also gives network owners the assurance that installed cabling will support bandwidth hungry services like VoIP, IP CCTV and video streaming following moves, adds and changes.



Download the FREE App today

Download on the App Store | GET IT ON Google play



FEATURES

- Fast Autotest provides proof of network performance in seconds
- Support for shielded and unshielded twisted pair cable including Cat 5e, Cat 6, Cat 6A and Cat 7
- Stores up to 5000 tests to accommodate even the largest jobs
- Identify and trace cables with a compatible amplifier probe (R180001)
- Automatic generation of PDF test reports makes documentation effortless
- Tests against IEEE802.3ab to assure cable performance against a recognized international standard
- No requirement for annual calibration reducing cost of ownership
- Field replaceable RJ45 contacts eliminate downtime from worn or damaged connectors

Part No.	Kit Contents
R156006	SignalTEK CT – Data Cable Transmission Tester. Includes 1 x display with touchscreen, 1 x remote, 2 x NiMH batteries, 2 x patch cables - 30cm, Cat 5e STP, 2 x power supply with EU/UK/US adapters, 1 x USB Wi-Fi adapter, 1 x user manual, 1 x carry case
Part No.	Recommended Accessories
150058	1 x RJ45 insert extraction tool, 10 x lifejack RJ45 inserts
151052	1 x Alkaline battery module
R180001	1 x TREND amplifier probe

For accessories, please visit www.trend-networks.com

LanTEK IV

The Future of Cable Certification

The LanTEK IV is a new Cable Certification System that brings a new standard to the industry, making the job faster, easier and more profitable.



Features

7 Second Test Time – Test and save a Cat6A test within 7 seconds.

VisiLINQ™ increases productivity – VisiLINQ™ permanent link adapters present a new and unique way to test, everything you need to operate the certifier and verify the results in the palm of your hand.

Future proof – Certify links to Cat8.1 and Cat8.2 including TCL and resistance unbalance measurements. The LanTEK IV will test up to 3000MHz providing room for future ratified ISO/TIA test standards.

No downtime or unexpected bills – The Sapphire Care Plan is designed to minimize down time, reduce the cost of ownership and protect against unforeseen repair bills.



Part No	Kit Contents
R163004	LanTEK IV-500MHz Cable Certifier. TIA Category 6A/ ISO Class EA. LanTEK IV Display/Remote handsets, Li-ion Battery (2), Univ. Power Adapter (2), USB Cable, Hang, Strap (2), Quick Ref. Guide, Carry Case, CAT6A RJ45 VisiLINQ Permanent Link Adapters (2), CAT6A/6/5e RJ45 Channel Adapter (2)
R163005	LanTEK IV-3000MHz Cable Certifier. TIA Category 8/ ISO Class I/II. LanTEK IV Display/Remote handsets, Li-ion Battery (2), Univ. Power Adapter (2), USB Cable, Hang, Strap (2), Quick Ref. Guide, Carry Case, CAT8 RJ45 VisiLINQ Permanent Link Adapters (2), CAT6A/6/5e RJ45 Channel Adapter (2)
TRADE163004	Trade-In of any Cat5e (or higher) cable certifier to a LanTEK IV 500MHz
TRADE163005	Trade-In of any Cat5e (or higher) cable certifier to a LanTEK IV 3000MHz

LanTEK IV Optional Adapters and Accessories

Part No	Descriptions
R163052	LT IV-CAT6A/6/5e RJ45 Channel Adapter (Single)
R163053	LT IV-Cat8.1/6A/6/5e RJ45 Channel Adapter (Single)
R163054	LT IV-Cat8.2 TERA Universal Adapter (Single)
R163056	LT IV-Cat8.2 GG45 Universal Adapter (Single)
R163055	LT IV-Cat8.2 EC7 Universal Adapter (Single)
R163057	LT IV-Cat5e / Class D Patch Cord / MPTL Test Adapter (Single)
R163058	LT IV-Cat6 / Class E Patch Cord / MPTL Test Adapter (Single)
R163059	LT IV-Cat6A / Class Ea Patch Cord / MPTL Test Adapter (Single)
R161050	LT III/IV-CAT6A/8.1 PLA Replacement Tips (Pair)

Sapphire Care Plans for LanTEK III/IV

Part No	Descriptions
SCP1YRN	Sapphire Care Plan - Copper - 1 Year (incl. 10% discount) *
SCP2YRN	Sapphire Care Plan - Copper - 2 Years (incl. 10% discount) *
SCP3YRN	Sapphire Care Plan - Copper - 3 Years (incl. 10% discount) *
SCP1YR	Sapphire Care Plan - Copper - 1 Year
SCP2YR	Sapphire Care Plan - Copper - 2 Years
SCP3YR	Sapphire Care Plan - Copper - 3 Years

Included: Free repairs, free annual calibration, free loan tester during repairs and calibration, free shipping, free firmware updates, free technical support, free replaceable wear parts. Terms and conditions apply.
* when purchased within 60 days of purchasing a new LanTEK IV.

For a full list of optional accessories, please visit our website.

FiberTEK IV

FiberTEK IV adapters are used with LanTEK IV for fast and simple certification of high bandwidth single-mode and multimode fiber optic cabling including support for encircled flux testing.



R164008

FEATURES

- **Troubleshooting:** Red laser light source to visually pinpoint faults and locate fiber ports
- **Receive LED indicator:** Flashes red to warn of light from other sources, green when linked to FiberTEK IV
- **Certification:** Tier-1 certification of single-mode and multimode fiber optic cabling
- **Encircled Flux compliance:** Enables compliance to the new 2016 fiber standards IEC 14763-3 and ANSI/TIA- 526-14-C (optional accessory – see back page for details)
- **Field calibration:** Allows 1 and 3 jumper field calibration methods to ensure accuracy and compliance to ISO/IEC and ANSI/TIA standards
- **Supports all common connector types:** SC, FC, ST adapters included. LC adapters optional
- **Simplified bi-directional measurements:** Eliminates process of manually merging directional tests into one record



Part No	Kit Contents
R164008	FiberTEK IV-MM LED Kit. Two multimode FiberTEK IV modules, lockable semi-rigid carrying case, SC, FC, ST adapters for modules (2 ea.), SC-SC patch cords, 6x 9µm MMF) compliant to ISO/IEC 14763-3 standard, quick reference guide. Compatible with LanTEK IV.
R164009	FiberTEK IV-SM Laser Kit. Two single-mode FiberTEK IV modules, lockable semi-rigid carrying case, SC, FC, ST adapters for modules (2 ea.), SC-SC patch cords, 6x 50µm MMF) compliant to ISO/IEC 14763-3 standard, quick reference guide. Compatible with LanTEK IV.
R164010	FiberTEK IV-MM LED & SM Laser Kit. Two multimode FiberTEK IV modules, two single-mode FiberTEK IV modules, lockable semi-rigid carrying case, SC, FC, ST adapters for modules (2 ea.), SC-SC patch cords, 6 x 9µm, 6 x 50µm compliant to ISO/IEC 14763-3 standard, quick reference guide. Compatible with LanTEK IV.

FiberTEK IV Optional Accessories

Part No	Descriptions
R164050	FT III/IV-Encircled Flux 50/125um Cable SC - SC
R164051	FT III/IV-Encircled Flux 50/125um Cable SC - LC
R164064	FTIII/IV - LC Receiver Adapter (Single)

Sapphire Care Plans for FiberTEK III/IV

Part No	Descriptions
SCP1YF	Sapphire Care Plan - Fiber (Per Pair) - 1 Year
SCP2YF	Sapphire Care Plan - Fiber (Per Pair) - 2 Years
SCP3YF	Sapphire Care Plan - Fiber (Per Pair) - 3 Years

Included: Free repairs, free annual calibration, free loan tester during repairs and calibration, free shipping, free firmware updates, free technical support, free replaceable wear parts. Terms and conditions apply.
* when purchased within 60 days of purchasing a new LanTEK IV.

For a full list of optional accessories, please visit our website.



The new TREND AnyWARE Cloud management system allows real time collaboration between Project Managers and Field Technicians. There is no need for Field Technicians to setup the LanTEK IV, Project Managers pre-configure the jobs and tests in the TREND AnyWARE Cloud, eliminating potential mistakes and compressing the time taken to prepare reports for customers and warranties.



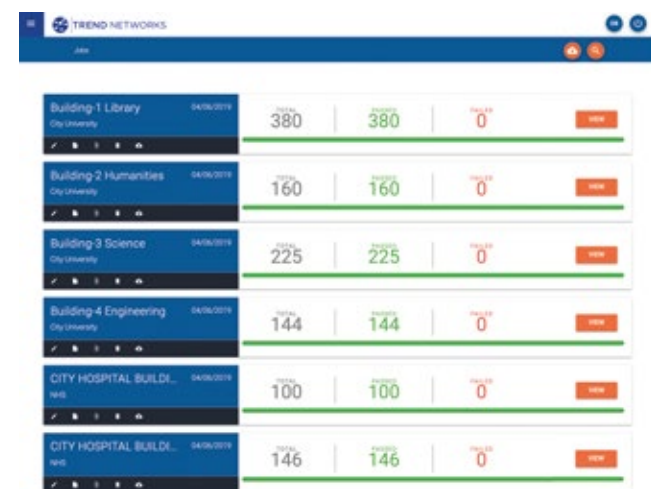
Cloud software

- **Operates anywhere with a web browser** – TREND AnyWARE Cloud operates on a PC, Mac and tablet devices (Android and iOS)
- **Free storage** – No need for separate servers or backup systems.
- **Easy to find project files** – Attach all project files including cable layout drawings, videos, and photos into the TREND AnyWARE Cloud. Everything you need in one place.
- **Share reports easier** – Use TREND AnyWARE Cloud to share links to the test reports eliminating the need to manually email large attachments.

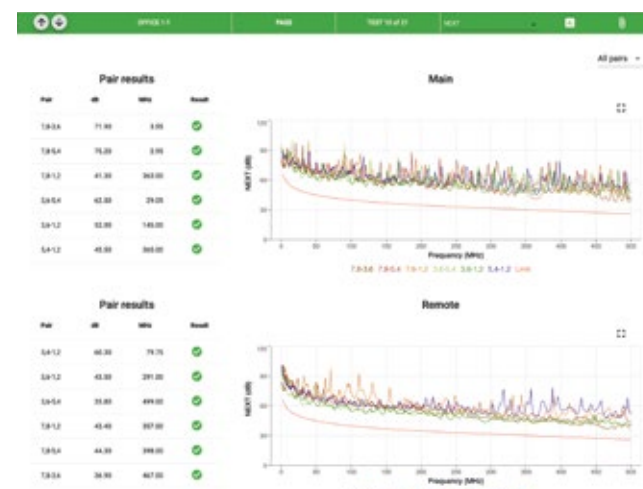
- **Reduce training time with WalkMe** – TREND AnyWARE Cloud is embedded with the WalkMe digital adoption platform providing proactive, step-by-step guidance on all key tasks.

Fleet management

- **Easily manage the certifier fleet** – Fleet manager allows you to see who has the certifier, when the software was last updated, calibration due date and when the results were last synced. Allowing you to manage tester downtime and ensuring results are transferred back to the office and not lost or deleted.



TREND AnyWARE Cloud Jobs screen



TREND AnyWARE Cloud Test Result screen

Real time collaboration between Project Managers and Field Technicians

Pre-configuration

- **Reduce setup errors** – Project Managers pre-configure all project information in the TREND AnyWARE Cloud and Field Technicians simply download the project to the LanTEK IV eliminating any mistakes from manual data entry.
- **Create the most complex test IDs** – Easily create simple or sophisticated naming conventions required by the client.

Troubleshooting


- **Advanced filtering** – filter tests on any field to reduce the time spent searching.

Support

- **Reduce training time** – The TREND AnyWARE Cloud comes with proactive, step-by-step guidance for all the key features.
- **Team Viewer Live Support** – Using its built-in Team Viewer server, users can connect to a LanTEK IV remotely to troubleshoot failed links, minimizing troubleshooting time, increasing collaboration and reducing call-backs.

Professional reports

- **Customer profiles** – Create a profile for each of the customers with their company logo, address and contact details. This information is automatically pulled through to the reports, saving time.
- **2 Report Formats**
 - **Single line report** – This is a summary report showing multiple tests per page.
 - **Brief report** – This is a comprehensive report with all the measurement results with one page per test.



Professional PDF Report generated by the TREND AnyWARE Cloud

LanTEK III

Certifier for Copper and Fiber Cabling

The LanTEK III is an easy to use cable certifier that meets existing TIA and ISO/IEC performance requirements for testing up to Cat. 6A/500MHz.



Download the FREE App today

Download on the App Store | GET IT ON Google play

TREND AnyWARE APP

FEATURES

- **New troubleshooting features that save time and money:** Locate hidden connections, splices and cable faults using Time Domain Return Loss (TDRL) and Time Domain Crosstalk (TDX)
- **Share test data:** Provides mobile device connectivity using the USB Wi-Fi adapter and free TREND AnyWARE app
- **Long life battery:** 18 hours continuous use in the field
- **New permanent link adapter saves money:** Reduce down time and lower maintenance costs with field replaceable RJ45 contacts
- **LanTEK III Talk Set:** Talk to a colleague over copper or fiber links
- **Tone generator on both test units:** Ability to identify and trace cables with a compatible amplifier probe (R180001)
- **Autotest on both test units:** Comprehensive test results within seconds. Allows one person testing
- **Rugged design:** Rubberised housing, protected screen and protected measurement port
- **Independently verified:** Accuracy verified by Intertek

Part No.	Kit Contents
R161001	LanTEK III-500MHz – (test adapters to be ordered separately) Includes 500 MHz cable certifier. TIA/EIA category 6A/ISO Class E _A .
R161003	LanTEK III-500MHz – (including PL adapters) Includes 500 MHz Cable Certifier. TIA/EIA Category 6A/ ISO Class E _A .

LanTEK III display/remote handsets, Li-ion battery (2), universal power adapter (2), USB cable, headset (2), hanging strap (2), quick reference guide, carry case, USB Wi-Fi adapter (1). For R161003/1004: permanent link adapter - R161051 (2)

Sapphire Care Plans for LanTEK III/IV

Part No	Descriptions
SCP1YRN	Sapphire Care Plan - Copper - 1 Year (incl. 10% discount) *
SCP2YRN	Sapphire Care Plan - Copper - 2 Years (incl. 10% discount) *
SCP3YRN	Sapphire Care Plan - Copper - 3 Years (incl. 10% discount) *
SCP1YR	Sapphire Care Plan - Copper - 1 Year
SCP2YR	Sapphire Care Plan - Copper - 2 Years
SCP3YR	Sapphire Care Plan - Copper - 3 Years

Included: Free repairs, free annual calibration, free loan tester during repairs and calibration, free shipping, free firmware updates, free technical support, free replaceable wear parts. Terms and conditions apply.
* when purchased within 60 days of purchasing a new LanTEK III/IV.



FiberTEK III

FiberTEK III adapters are used with LanTEK III for fast and simple certification of high bandwidth single-mode and multimode fiber optic cabling including support for encircled flux testing.



Download the FREE App today

Download on the App Store | GET IT ON Google play

TREND AnyWARE APP

FEATURES

- **Certification:** Tier 1 certification of single-mode and multimode fiber optic cabling
- **Troubleshooting:** Red laser light source to visually pinpoint faults and locate fiber ports
- **Protected test ports:** Attached covers protect ports, minimize contamination and will not be misplaced
- **Encircled Flux compliance:** Enables compliance to the new fiber standards IEC 14763-3 and ANSI/TIA 526-14-C
- **Field calibration:** Allows 1 and 3 jumper field calibration methods to ensure accuracy and compliance to IEC and ANSI/TIA standards
- **Supports all common connector types:** SC, FC, ST adapters included. LC adapters optional
- **Simplified bi-directional measurements:** Eliminates process of manually merging directional tests into one record
- **Standards:** Complies with all international standards including TIA and ISO/IEC



Part No.	Kit Contents
R164005	FiberTEK III-MM LED Kit - Includes two multimode FiberTEK III modules, lockable semi-rigid carrying case, SC, FC, ST adapters for modules (2 ea.), SC-SC patch cords, 6x 50µm MMF compliant to ISO/IEC 14763-3 standard, quick reference guide.
R164006	FiberTEK III-SM Laser Kit - Includes two single-mode FiberTEK III modules, lockable semi-rigid carrying case, SC, FC, ST adapters for modules (2 ea.), SC-SC patch cords, 6x 9µm SMF compliant to ISO/IEC 14763-3 standard, quick reference guide.
R164007	FiberTEK III-MM LED & SM Laser Kit - Includes two multimode FiberTEK III modules, two single-mode FiberTEK III modules, lockable semi-rigid carrying case, SC, FC, ST adapters for modules (2 ea.), SC-SC patch cords, 6 x 9µm SMF, 6 x 50µm MMF compliant to ISO/IEC 14763-3 standard, quick reference guide.

Part No.	Recommended Accessories
R164060	FT III-Set of SC, FC and ST screw-on adapters
R164050	FT III-Encircled Flux 50/125µm cable SC - SC
R164051	FT III-Encircled Flux 50/125µm cable SC - LC

Sapphire Care Plans for FiberTEK III/IV

Part No	Descriptions
SCP1YF	Sapphire Care Plan - Fiber (Per Pair) - 1 Year
SCP2YF	Sapphire Care Plan - Fiber (Per Pair) - 2 Years
SCP3YF	Sapphire Care Plan - Fiber (Per Pair) - 3 Years

Included: Free repairs, free annual calibration, free loan tester during repairs and calibration, free shipping, free firmware updates, free technical support, free replaceable wear parts. Terms and conditions apply.
* when purchased within 60 days of purchasing a new LanTEK III/IV.

For a full list of optional accessories, please visit our website.



Complete protection for your LanTEK III/IV and FiberTEK III/IV

The Sapphire Care Plan is designed to help minimize down time, reduce the cost of ownership and protect against unforeseen repair bills.

Free Annual Calibration – Maintain Accuracy

Free Repairs – Protect Against Unforeseen Bills

Free Loan Unit During Repairs and Calibration – No Downtime

Free Online Training and Technical Support – Improve Efficiency

Free Shipping – Reduce Costs

Free Replaceable Wear Parts – Reduce Cost of Ownership

Every year choose from one of the following options.

- 4 x Permanent Link Adapter Tips (Pair)
- 4 x CAT6A Reference Patch Cord (Single)
- 2 x CAT6A Channel Adapter (Single)
- 1 x LanTEK III/IV Battery (Single)

For a full list of optional accessories, please visit our website.



OTDR II

Tier-2 Optical Time Domain Reflectometer for Multimode and Single-mode Fiber Cabling

The handheld OTDR... reinvented

The OTDR II is optimised for multimode and single-mode fiber testing, this fully featured, easy to use, dedicated OTDR with tablet-inspired design is the perfect tool for troubleshooting, certification and everyday field testing in fiber optic networks.

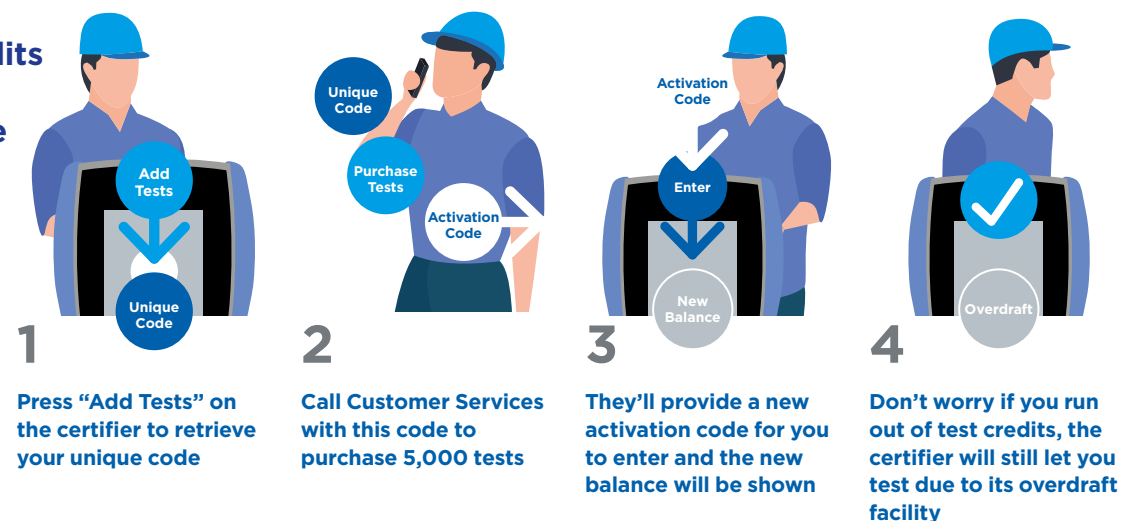


Unique “Pay As You Test” (PAYT) options improves cash flow



If three or more certifiers are required our ‘Pay As You Test’ options can turn your certifier fleet from what is traditionally a capital cost into an operating expense, optimizing cash flow and allowing you to spread the cost over time. This offers the flexibility to make purchases within your budget and makes it easier to assign costs to projects. Simple payment options start from no money upfront to as little as £2,750 per certifier.

Purchase test credits as and when you need to with these easy steps.



OTDR II

- Includes the intelligent Optical Link Mapper (iOLM), which turns complicated graphs into an easy to read diagram displaying all events along the link with pass/fail status for each event
- Handy, lightweight, powerful, tablet-inspired design
- Wi-Fi for data download
- Event deadzone : 0.5m MM / 0.7m SM
- 7-inch, outdoor-enhanced touchscreen
- 12-hour battery life
- Dynamic range of up to 36 dB in single-mode and 29 dB in multimode
- Professional PDF reporting

Part No.	Kit Contents
R230000	OTDR II - Quad OTDR with IOLM, ICERT (certification to international standards), SC adapters (multimode: SC/UPC, single-mode: SC/APC), visual fault locator, power supply, battery and carrying case
Part no.	Recommended Accessories
R230002	Fiber Inspection Probe (100x, 200x and 400x magnification) , universal 2.5mm adapter tips and soft pouch
R230050	OTDR II - Visual Fault Locator and Power Meter Option for MM and SM , SC adapters
R230077	Fast Reporter 3 PC software
SOFT230OTDR	OTDR II trace option

For additional accessories, please visit www.trend-networks.com

FiberMASTER

Measure absolute power and calculate the loss of fiber optic links at several wavelengths

The TREND FiberMASTER fiber optic testing kit allows the user to measure absolute power and calculate the loss of fiber optic links at several wavelengths. Absolute power measurements are helpful when trouble shooting equipment that may not be operating properly. The dB calibration feature allows the operator to set a reference level to the light source and directly read the loss of fiber optic links without needing to manually calculate the values.

FEATURES

- Troubleshoot fiber optic network components with optical power meter
- Display power loss in dB using reference function
- Measures fiber optic power in milliwatts (mW) and decibel-milliwatts (dBm) for troubleshooting
- Unique form factor for easy storage of the light source allowing full operation of both light source and power meter



Part No.	Kit Contents
33-928	FiberMASTER MM/SM power meter with 850nm light source only (incl. soft case, manual and cable kit)
33-931	FiberMASTER MM/SM fiber optic test kit (quad light source 850/1300/1310/1550)
Part no.	Recommended Accessories
135051	Male FC (2.5mm) to Female LC (1.25mm) connector allows LC connections to interface with FC devices. Contents: One adapter. Order two pieces when using with FiberMASTER or other optical loss test sets.

VFF5

The Visual Fault Finder is a visible laser light source used to check continuity, locate breaks, poor mechanical splices and damaged connectors in fiber optic cabling.

Used to verify continuity, test and find breaks in fiber links, locate pinched fiber strands in termination cabinets, or anywhere fiber optic cables are terminated and subject to mechanical damage.

The VFF5 is also an excellent aid to technicians terminating mechanical splices or pre-polished connectors where leaking light is an indicator of a poor fiber cleave or other misalignment.



FEATURES

- A hand-held, battery-powered tool, the VFF5 projects a highly visible red light into a fiber optic cable. The VFF5 is used to check continuity of cabling between termination points and to locate bends or breaks in fibers at splicing and termination points
- Useful over a distance of approximately 5km (3.1mi) into multimode fiber and single-mode fiber. Use it as a stand-alone first-line basic troubleshooting tool, or in conjunction with an OTDR to pinpoint faults. Any breaks will be seen as a conspicuously glowing or blinking red light area (in 3mm or smaller cables)
- Equipped with a high-power, day light visible 650nm laser diode which operates either in continuous or flashing mode. The design prevents battery drain due to accidental activation of the tool while inside a tool pouch
- Two AA batteries provide over 30 hours of operation in continuous mode and 80 hours of operation in flashing mode.
- Packaged in a pocket-sized, rugged metal housing and is fitted with 2.5 mm universal connector that accepts ST, SC and FC optical connectors

Part No.	Kit Contents
VFF5	VFF5 - VISUAL FAULT LOCATOR Fiber optic cable continuity tester, fault detector (VFL)
Part No.	Recommended Accessories
33-963-11	Fiber tip pen cleaner to clean 1.25mm connectors and feedthroughs (LC)
33-963-10	Fiber tip pen cleaner to clean 2.5mm connectors and feedthroughs (SC, ST, FC)
135051	Male FC (2.5mm) to Female LC (1.25mm) connector allows LC connections to interface with FC devices. Contents: One adapter. Order two pieces when using with FiberMASTER or other optical loss test sets.



Why do I need a 10G Ethernet Tester?

Problem

LAN networks are at risk of expensive downtime and lost productivity due to the ever-increasing demand of bandwidth hungry services such as video streaming, video conferencing, CCTV cameras and Wi-Fi access points.

Solution

SignalTEK 10G will measure the maximum bandwidth available of the network, identify bottlenecks and discover opportunities to increase bandwidth without replacing expensive data cabling.

SignalTEK 10G

10G Ethernet Troubleshooter and Bandwidth Tester

The new SignalTEK 10G measures the maximum bandwidth of the network cabling up to 10 Gigabits per second. By simulating actual network traffic users can test, troubleshoot and document network and data cable performance up to 10 Gigabit Ethernet standards.

SignalTEK 10G has built-in Wi-Fi connectivity to connect seamlessly to the free AnyWARE Cloud test management system. AnyWARE Cloud offers pre-configuration to eliminate errors on-site, label printer connectivity to save time and "proof of performance" PDF reports for the clients.

FEATURES

- Determine max bandwidth up to 10 Gb/s
- Verify Multi-Gig upgrades on existing cabling
- Pass/Fail to 1/2.5/5/10Gb IEEE standards
- Eliminate PoE guesswork up to 90W
- Copper and fiber interfaces up to 10Gb
- TREND AnyWARE Cloud and PDF reporting
- Label printer connectivity
- Wi-Fi connectivity
- Large touchscreen
- Live remote control



Part No	Kit Contents
R157000	SignalTEK 10G CT - (excl. fiber and network testing) SignalTEK 10G Display/Remote handsets, Li-ion Battery (2), Hanging Strap (2), Quick Ref. Guide, Carry Case, Power Supply (2), 2m Cat 6A shielded patch cables (2).
R157001	SignalTEK 10G FT - (with fiber testing) SignalTEK 10G Display/Remote handsets, Li-ion Battery (2), Hanging Strap (2), Quick Ref. Guide, Carry Case, Power Supply (2), 2m Cat 6A shielded patch cables (2).
R157002	SignalTEK 10G NT - (with network testing) SignalTEK 10G Display/Remote handsets, Li-ion Battery (2), Hanging Strap (2), Quick Ref. Guide, Carry Case, Power Supply (2), 2m Cat 6A shielded patch cables (2).
R157003	SignalTEK 10G Pro - (with fiber and network testing) SignalTEK 10G Display/Remote handsets, Li-ion Battery (2), Hanging Strap (2), Quick Ref. Guide, Carry Case, Power Supply (2), 2m Cat 6A shielded patch cables (2).
TRADE157000	SignalTEK 10G CT - TRADE-IN (excl. fiber and network testing) SignalTEK 10G Display/Remote handsets, Li-ion Battery (2), Hanging Strap (2), Quick Ref. Guide, Carry Case, Power Supply (2), 2m Cat 6A shielded patch cables (2).
TRADE157001	SignalTEK 10G FT - TRADE-IN (with fiber testing) SignalTEK 10G Display/Remote handsets, Li-ion Battery (2), Hanging Strap (2), Quick Ref. Guide, Carry Case, Power Supply (2), 2m Cat 6A shielded patch cables (2).
TRADE157002	SignalTEK 10G NT - TRADE-IN (with network testing) SignalTEK 10G Display/Remote handsets, Li-ion Battery (2), Hanging Strap (2), Quick Ref. Guide, Carry Case, Power Supply (2), 2m Cat 6A shielded patch cables (2).
TRADE157003	SignalTEK 10G Pro - TRADE-IN (with fiber and network testing) SignalTEK 10G Display/Remote handsets, Li-ion Battery (2), Hanging Strap (2), Quick Ref. Guide, Carry Case, Power Supply (2), 2m Cat 6A shielded patch cables (2).
UPGRADE10GFIB	UPGRADE SignalTEK 10G - Fiber testing option Unlock the fiber testing option using a simple license key
UPGRADE10GNET	UPGRADE SignalTEK 10G - Network testing option Unlock the advanced network testing option using a simple license key



For additional accessories, please visit www.trend-networks.com

NaviTEK NT

Copper and Fiber Network Troubleshooter

The NaviTEK NT is a network tester for troubleshooting and maintenance of active and passive copper and fiber networks. Incorporating an improved graphical interface NaviTEK NT allows network technicians to pinpoint and solve network connectivity issues faster than ever before.

Subsequently, tests can be saved as PDF reports and shared with colleagues and clients using the free TREND AnyWARE app.



Download the FREE App today

Download on the App Store | GET IT ON Google play

TREND AnyWARE APP

FEATURES

- **Port & network summary info:** Press the Autotest button to display summary information and allow for detailed inspection of network parameters
- **VLAN detection & operation:** Automatic detection of VLAN ID's allows the user to configure NaviTEK NT for operation on a VLAN
- **Ethernet utilisation:** Real time display of broadcast network traffic shown as a percentage of port speed for the previous 60 minutes
- **CDP/LLDP/EDP port information:** Show port information using Cisco Discovery Protocol (CDP), Link Layer Discovery Protocol (LLDP) and Extreme Discovery Protocol (EDP)
- **Netscan:** Display list of IP and MAC addresses of every device connected to the network
- **Network Probe:** View network illustration to verify test results of each network component

Description is for NaviTEK NT Pro model.
For features of NaviTEK NT Plus and NaviTEK NT, please visit www.trend-networks.com

Part No.	Kit Contents
R153001	NaviTEK NT – Network Troubleshooter. 1 x NaviTEK NT test unit, 1 x Remote unit No. 1, 4 x AA dry cell batteries (non-rechargeable), 2 x Patch cables - 30cm, Cat. 5e STP, 1 x Quick reference guide, 1 x Carry case
R151005	NaviTEK NT Plus – Network Troubleshooter. 1 x NaviTEK NT Plus test unit with touchscreen, 1 x Remote unit No. 1, *
R151006	NaviTEK NT Pro – Network Troubleshooter. 1 x NaviTEK NT Pro test unit with touchscreen, 1 x Remote unit No. 1, *
*Additional content: 1 x Rechargeable Power Module, 1 x PSU EU/UK/US adapters, 2 x Patch cables - 30cm, Cat. 5e STP, 1 x USB Wi-Fi adapter, 1 x Quick reference guide, 1 x Carry case	

Part No.	Description
MGKSX1	1 x 850nm SX MM SFP + fiber patch cord accessories kit
MGKLX2	1 x 1310nm LX SM SFP + fiber patch cord accessories kit
MGKZX3	1 x 1550nm ZX SM SFP + fiber patch cord accessories kit
150058	RJ-45 replacement kit - Pack of 10 replacement inserts with extraction tool

SignalTEK NT

If you install, maintain or troubleshoot data cabling and Ethernet networks, SignalTEK NT allows you to prove the performance up to Gigabit Ethernet transmission rates.

By simulating actual network traffic users are able to test and document network and data cable performance to Gigabit Ethernet standards.

Use the free TREND AnyWARE app to view and send data cable/network test reports to colleagues and clients anywhere.



Download the FREE App today

Download on the App Store | GET IT ON Google play

TREND AnyWARE APP

FEATURES

- Network traffic performance test on copper and fiber to IEEE802.3ab standard
- Wiremap test for open, shorts, miswires and split pairs to TIA-568 standard
- Gigabit link verification for copper and fiber cabling
- PoE/PoE+ verification that displays available voltage at device location
- Verify network configuration (device IP/gateway address/subnet mask)
- Switch port identification via LLDP/CDP protocols
- Distance to fault using TDR technology (copper only)
- Ability to identify and trace cables with a compatible amplifier probe (R180001)
- Optical power indication (with compatible SFP modules)
- Stress test network before installing bandwidth hungry devices
- Port blink to visually trace cable from work area outlet to network switch
- Displays port ID of LLDP/CDP enabled switches to eliminate manual cable tracing

Part No.	Kit Contents
R156005	SignalTEK NT – Network Transmission Tester. Includes 1 x display with touchscreen, 1 x remote, 2 x NiMH batteries, 2 x patch cables - 30cm, Cat 5e STP, 2 x power supply with EU/UK/US adapters, 1 x USB Wi-Fi adapter, 1 x quick reference guide, 1 x carry case

Part No.	Recommended Accessories
MGKSX1	1 x 850nm SX MM SFP + fiber patch cord accessories kit
MGKLX2	1 x 1310nm LX SM SFP + fiber patch cord accessories kit
MGKZX3	1 x 1550nm ZX SM SFP + fiber patch cord accessories kit
150058	RJ-45 replacement kit - Pack of 10 replacement inserts with extraction tool
R180001	1 x TREND amplifier probe

For accessories, please visit www.trend-networks.com

LanXPLOER Pro

Network Troubleshooter with Bandwidth Monitoring and Performance Diagnostics

LanXPLOER Pro is an In-Line tester for diagnosing problems in active and passive networks. Capabilities include troubleshooting for Ethernet connectivity and identifying faults in copper cables. Networks can be accessed through copper, fiber and Wi-Fi interfaces.



FEATURES

- The unique In-Line feature allows you to monitor network traffic between two devices to diagnose low level Ethernet issues that cannot be detected by either a PC or a managed switch
- See your top 10 device downloaders and uploaders on the network to help troubleshooting
- Supports IPv4 and IPv6
- Touch screen for easy data entry
- Performs a scan of your the entire network including printers, servers and PCs. Then rescan and check any changes which is useful for IT audits and troubleshooting
- Provides a comprehensive analysis on layer 1 (physical cable), layer 2 (data), layer 3 (IP) as well as layer 4 and above
- Field replaceable RJ45 contacts eliminate downtime from worn or damaged connectors
- Monitoring VoIP calls and the Quality of Service (QoS) including Real Time Transport Protocol (RTP) and jitter
- Detection of PoE and PoE+ with voltage, current and power measurements to discover any power supply issues. In-Line mode allows you to measure the consumption of your PoE devices

Part No.	Kit Contents
R150001	LanXPLOER Pro - In-line Network Troubleshooter 1 x LanXPLOER Pro test unit, 1 x remote unit #1, 1 x 2.4/5GHz Wi-Fi antenna, 1 x TREND amplifier probe, x power module (rechargeable), 1 x mains PSU/charger, 2 x 30cm RJ45 cable, 1 x USB Wi-Fi adapter, 1 x quick reference guide (English), 1 x carrying case
Part No.	Description
MGKSX1	1 x 850nm SX MM SFP + fiber patch cord accessories kit
MGKLY2	1 x 1310nm LX SM SFP + fiber patch cord accessories kit
MGKZX3	1 x 1550nm ZX SM SFP + fiber patch cord accessories kit
150058	RJ-45 replacement kit - Pack of 10 replacement inserts with extraction tool
R180001	1 x TREND amplifier probe

For accessories, please visit www.trend-networks.com

SecuriTEST IP

CCTV Camera Tester for IP Digital / HD Coax / Analog Systems

Camera Configuration, Installation and Troubleshooting

SecuriTEST IP is an installation and troubleshooting tester for digital/IP, HD coax and analog CCTV camera systems. With a single tester that can power, configure and document, SecuriTEST IP increases productivity from start to finish.

Supply power to cameras via PoE/PoE+ (Power over Ethernet) or standard 12V DC power using its internal Li-Ion battery, eliminating the need for external power adapters and injectors.

The QuickIP™ feature allows installers who are new to IP camera systems to quickly and easily connect to cameras without being network experts.



FEATURES

- Connect to various cameras using RJ45, Wi-Fi or BNC ports
- Power the camera with 12V from the Li-Ion battery or PoE/PoE+
- Faster camera login using the unique QuickIP™ function
- Comprehensive camera setup with aim, focus, PTZ, presets and network settings
- Provide proof of installation with PDF reports that show camera parameters and multiple video screenshots
- Eliminate guess work with data cable and network troubleshooting tools

Part No.	Kit Contents
R171000	SecuriTEST IP - Digital/Analog/HD Coax CCTV Tester. 1 x SecuriTEST IP Camera Tester, 1 x carry case, 2 x neck straps, 1 x PSU EU/UK/US/AU adapters, 1 x cable tracer/remote, 1 x 3m Cat. 5e UTP patch cable, 1 x 3m coax cable with two end BNC (m) connectors, 1 x 3m DC12V 3.5(f) to 2.5(f) power cable, 2 x RS485 female green plugs, 1 x 0.5m RS485 cable with female green plug and two clips, 1 x 0.5m audio male jack with other end two clips, 1 x quick reference guide, 1 x 8GB microSD card and reader with USB adapter
Part No.	Accessories
R171050	1 x Replacement Cable Tracer/Remote
R171051	1 x Replacement accessory set for SecuriTEST IP. 1 x coax cable with two end BNC (m) connectors, 1 x DC12V 3.5(f) to 2.5(f) power cable, 2 x RS485 female green plug
R171052	1 x Replacement Battery

For accessories, please visit www.trend-networks.com

NaviTEK IE

The NaviTEK IE is a tester for commissioning, preventative maintenance and troubleshooting of PROFINET Industrial Ethernet networks as well standard Ethernet IP networks.

Designed to simplify the process, the NaviTEK IE identifies network nodes and configuration without requiring a PC and speciality software. An easy to understand system health check pinpoints potential issues before they become network failures. Automatically discover cable, network or device configuration/faults with the touch of a button. To prove the network has been commissioned successfully, NaviTEK IE provides professional PDF reports that can be shared with colleagues and clients using the free TREND AnyWare™ mobile app.



Download the FREE App today

Download on the App Store | GET IT ON Google play

TREND AnyWARE APP

FEATURES

- Pinpoint cable faults on copper and fiber cabling
- Easily configure nodes to resolve connectivity issues
- Prevent network failures with the health check feature
- Locate hard to find devices using the device blink feature
- Find mis-configured devices using the NetMAP comparison tool
- Find rogue devices using the 48 hour event log
- Create professional PDF reports for your clients
- Send reports anywhere using the free TREND AnyWARE app

Part No.	Kit Contents
R151010	NaviTEK IE - Industrial Ethernet Tester 1 x NaviTEK IE test unit, 1 x Remote unit No. 1, 1 x Rechargeable Power Module, 1 x PSU EU/UK/US adapters, 2 x Patch cables - 30cm, Cat. 5e STP, 1 x USB Wi-Fi adapter, 1 x Quick reference guide, 1 x Carry case, 2 x PROFINET RJ45 (m) - M12 (f) D coded 1m adapter cable (R151058)
Part No.	Description
R151058	2 x PROFINET RJ45 (m) - M12 (f) D coded 1m adapter cable
R151059	2 x PROFINET RJ45 (m) - M12 (f) X coded 1m adapter cable
R151060	1 x 100Base-Fx SFP housing Media Converter
R180001	1 x TREND amplifier probe

For accessories, please visit www.trend-networks.com

UniPRO MGig1

Designed for comprehensive turn-up testing, monitoring and troubleshooting of fixed line, mobile, microwave and wireless carrier Ethernet links. UniPRO MGig1 is suitable for use on any backhaul link at speeds of up to 1 Gb/s on both copper and fiber links.

UniPRO MGig1 allows enterprise users to monitor the actual bandwidth and performance compared to the agreed service levels from the service provider. It can also be used to stress test and monitor the performance of LAN backbone links.



FEATURES

- Reduce configuration time with independent set-up parameters (devices, services and tests)
- One touch to run multiple tests - unattended
- The most cost-effective RFC2544/Y.1564 tester in the market
- SLA-Tick (Service Level Agreement)
- Bit Error Rate Test (BERT)
- Multi Service (Stream) test
- Multiple levels of VLAN (QinQ) and MPLS
- Comprehensive in-line network monitoring
- Simultaneous IPv4 and IPv6 support

For features of each model, please visit www.trend-networks.com

Part No.	Kit Contents
R152001	UniPRO MGig1 Solo - Gigabit Ethernet transmission tester with single Copper Port
R152002	UniPRO MGig1 Solo Plus - Gigabit Ethernet Multistream Bidirectional transmission tester with single Copper and Optical Ports
R152003	UniPRO MGig1 Solo Pro - GbE Multistream Bidirectional transmission tester with single Copper and Optical Ports and Y.1564
R152008	UniPRO MGig1 Duo - Gigabit Ethernet transmission tester with dual Copper Ports.
R152009	UniPRO MGig1 Duo Plus - Gigabit Ethernet Multistream Bidirectional transmission tester with dual Copper and Optical Ports
R152010	UniPRO MGig1 Duo Pro - GbE Multistream Bidirectional transmission tester with dual Copper and Optical Ports and Y.1564
R154000	UniPRO SEL1 - Gigabit Ethernet Loop-back device with single Copper and Optical Ports.

Additional content:
1 x NiMH battery, 2 x patch cables - 30cm Cat5eSTP, 1 x PSU with EU/UK/US adapters, 1 x CD manual, 1 x English quick reference guide, 1 x carry case, 1 x carry strap.

For accessories, please visit www.trend-networks.com



TREND NETWORKS

Apple and the Apple logo are trademarks of Apple Inc., registered in the U.S. and other countries. App Store is a service mark of Apple Inc. Android is a trademark of Google Inc.

All Rights Reserved. TREND NETWORKS, LanTEK, FiberTEK, SignalTEK, NavITEK, SecurITEST and the TREND AnyWARE logos are trademarks or registered trademarks of TREND NETWORKS Ltd.

TREND NETWORKS North America
300 Roundhill Drive, Suite 1,
Rockaway, NJ 07866, USA
Tel. 973-957-7700
contactus@trend-networks.com

www.trend-networks.com



Specification subject to change without notice. E&OE
© TREND NETWORKS 2021
Publication no.: 163804, Rev 3.