

Overview

These ProWire Unified Power wall mount models are single and dual voltage access power systems, precision wired for AMAG M2150 or M4000 series controllers. ProWire enables the specification and installation of **standardized access power equipment** across an enterprise for uniform operation, maintenance and servicing.

The two C8 or M8 control modules provide sixteen access control inputs capable of voltage or dry contact activation, and sixteen outputs programmable for failsafe / failsecure operation at either 12 or 24 VDC and controlled by the power supply fire alarm interface. The two D8 modules provide sixteen auxiliary outputs. In these dual voltage systems, each output is configurable for 12 or 24VDC operation.

ProWire Unified Power enclosures are painted steel with removable backplate, lock, keys and and tamper switch and come 100% factory tested – ready for final panel installation and field wire termination.

Product Features

- ♦ Guarantees uniform installations across an enterprise
- ♦ Pre-installed wire harness for panel power, lock control, faults and tamper switch
- ♦ Point to point wiring; labeled, color coded, twisted pair, shielded communication
- ♦ Tie wrap or wire duct cable management options
- ♦ Managed systems monitor power, batteries and sixteen outputs
- ♦ UL294, ULC S319 joint LSP / AMAG integrated listing

Enclosure Styles

- ♦ E6A1, E8A - Wallmount



Model Nomenclature

Power Supplies

FP0150 / 250

Power rating
 FP0150 12A/12V 150W system power
 FP0250 10A/24V 250W lock power

Accessory Boards & Enclosure

2C8 2D8P E8A

Enclosure
 Accessory qty if >1
 Accessories
 2C8, 2D8, 2M8

Wiring Option

P16-A

P Panduit 16DR
 T Tie Wrap 16DR
 A 8DBC (X2)
 C M4000 (X4)

A



C



*Model Number	Model Wiring Options				System Type	Distributed Outputs		Enclosure / Cable Mgmt H x W x D (inches)
	T16-A	T16-C	P16-A	P16-C		Auxiliary and Control		

Dual Voltage 12A/12V and 10A/24V - medium enclosure

FP0150/250-2C82D8E6A1/P16-A	T16-A	T16-C	P16-A	P16-C	Standard	16 auxiliary, 16 lock control		E6A1 30 x 23 x 6.5 Tie Wrap / Panduit
FP0150/250-2D82M8N4E6A1/P16-A	T16-A	T16-C	P16-A	P16-C	Networked	16 auxiliary, 16 managed		



Dual Voltage 12A/12V and 10A/24V - large enclosure

FP0150/250-2C82D8E8A/P16-A	T16-A	T16-C	P16-A	P16-C	Standard	16 auxiliary, 16 lock control		E8A 36 x 30 x 6.5 Tie Wrap / Panduit
FP0150/250-2D82M8N4E8A/P16-A	T16-A	T16-C	P16-A	P16-C	Networked	16 auxiliary, 16 managed		



*Model wiring option "P16-A" calls out A wired Panduit. Modify model number to order other options, i.e., FP0150/250-2C82D8E8A/T16-A (A wired tie wrap)



System Specifications

Power Supplies	FPO150	Power supply board 12A/12V, 150W	
	FPO250	Power supply board 10A/24V, 250W	
		Input 120/230VAC 50/60Hz Single voltage 142 Watts (1.42A) Dual voltage 452 Watts (3.77A) Overload and short circuit protection Over temperature protection Polarized AC power supply disconnect	
Battery Charging	Independent built-in charger for sealed lead-acid or gel type batteries Microprocessor dual rate charging of 12 or 24V battery sets Automatic switchover to standby battery when AC fails Zero voltage drop when switched over to battery backup		
Supervision	AC Fault (form "C" contacts) System Fault (form "C" contacts) System Fault conditions: Low or no battery short to earth ground power supply failure		
Distribution Modules	D8 (X2)	16 auxiliary outputs, fused at 3A per output	
	C8 (X2)	16 relay lock control outputs, fused at 3A per output	
	M8 (X2)	16 relay managed outputs, fused at 3A per output	
Network Management	NL4	Four port module. Monitors and reports power supply status. Tests and reports battery health status.	
	M8	Monitors eight (8) individual outputs. Remote reset each output. Set window thresholds for voltage & current.	
Enclosure Options	E6A1	Size: 30.00H x 23.00W x 6.50D in. (76.20 x 58.12 x 16.51 cm) Weight: 47 lbs.	
	E8A	Size: 36.00H x 30.00W x 6.50D in. (91.44 x 76.20 x 16.50 cm) Weight: 70 lbs.	
Wiring Suffix	T16-A P16-A	T = Tie Wrap P = Panduit 16 = Door count A = 8DBC (X2)	 
	T16-C P16-C	T = Tie Wrap P = Panduit 16 = Door count C = M4000 (X4)	
Regulatory Compliance	UL / ULC	UL294, ULC S319	
	CSA / FCC	CSA C22.2 #107.1 FCC Part 15, CSFM	

Board Locations / Wiring Examples



LifeSafety Power
 10027 S. 51st Street, Suite 102
 Phoenix, AZ 85044 USA
 (888) 577-2898
 info1@lifesafetypower.com
 P01-1017A 01/22

LifeSafety Power warrants to the original purchaser only that all products will be free from defects in material or workmanship at time of shipment. This warranty is non-transferable. Our obligation under this warranty is limited to repair or replacement, at the sole discretion of LifeSafety Power, of products that are defective in material or workmanship at the time of shipment provided they were used within the specified ratings and installed in accordance with accepted engineering practices. Products in the Unified Wired Systems Classification will be wired to the LifeSafety Power description of operation unless otherwise stated. At the time of installation it is the obligation of the purchaser or final installer to verify that all wired terminations provide the desired operation. In no event shall LifeSafety Power be responsible for any special, incidental or consequential damages even if LifeSafety Power has been advised of the possibility of such damages. Customer hereby agrees to indemnify LifeSafety Power for and hold LifeSafety Power harmless from and against any and all loss, cost or expense (including reasonable attorneys' fees) directly or indirectly related to any claim with respect to Unified Wired™ systems classification products except to the extent any such claim shall result from the gross negligence or willful misconduct of LifeSafety Power.