

Z6F COMPRESSION


FAST + SIMPLE RG-6/6 QUAD F-CONNECTOR



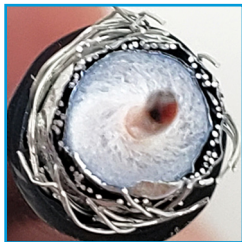
NEW

RG-6 Quad Made Fast + Simple to Terminate


Strip




Inspect



Insert



Compress





Z6F RG-6/6 QUAD COMPRESSION

FAST + SIMPLE COMPRESSION F CONNECTORS

The Z6F Fast + Simple compression F connector is designed to simplify indoor RG-6 Quad and RG-6 coax cable to connector preparation. The Z6F is based on our best-selling RTQ™ F connector, with modifications to address the traditional time consuming and difficult challenges of preparing and terminating RG6-Quad cables in the field.

The Z6F attaches to cables and can be terminated in just seconds with very little force and effort compared to traditional Quad cable preparation methods. The connector features a robust nickel plated, all brass exterior and an open internal chamber that allows the cable to be inserted at a near zero insertion force. Cable preparation and compression use the same IDEAL or industry standard tools so the Z6F can be added to your connector termination options without investing in new tooling.

The Z6F connector is designed primarily for RG-6 Quad cables but is also compatible with RG6 cables. It is not for use on Plenum rated cables. This design is intended for indoor connector use only. For weatherproof indoor/outdoor connectors use our XR™ RTQ™ connectors on the outdoor connections, and these connectors on the indoor connections in your installation. Use in traditional cable or satellite applications for 75Ω cables rated up to 3GHz.

The termination process is simple:

- 1) Strip the RG-6 Quad (or RG-6) cable end with a standard ¼" x ¼" strip. Unlike traditional methods, do NOT fold down any of the braiding or remove the braiding or outer foil.
- 2) Inspect the white dielectric area and center conductor to ensure no braiding is wrapped around, or remains near the center conductor after stripping the coax. Remove any wrapped braids if present.
- 3) Insert the cable into the connector opening until the dielectric is flush with the base of the nut and the center conductor is exposed.
- 4) Compress the connector on to the cable with any IDEAL or standard 21mm compression tool. This is the same stroke length as all IDEAL RG-6/6-Quad F connectors, so no new tool or adjustment is necessary.

RG-6 Quad Made Easy!


- No braid folding
- Low insertion force
- Our easiest Quad F-Connector







Just Strip - Insert - Compress



Ordering Information

Item	Description	Dielectric Diameter	Jacket Diameter	Quantity	Part No.
	Z6F Fast + Simple F Compression Connector	.175 - .183"	.250" - .315"	25/Card	92-640
				50/Jar	92-641

Z6F Recommended Tools

	Data T®-Cutter	1	45-074
	PrepPRO® Cable Stripper	1	45-605
	OmniSeal™ PRO XL Compression Tool	1	30-793
	Pro XL Compression Hip Kit	1	33-793



IDEAL INDUSTRIES, INC.
1800 S. Prairie, Sycamore, IL 60178, USA / 815-895-5181 • 800-435-0705 in USA

International offices:
Australia • Canada • China • France • India • Germany • Mexico • UK

For complete sales office contact information, visit us at:
www.idealind.com