

Vaculine[®]


CENTRAL VACUUM VALVES, FITTINGS & ACCESSORIES



Product Catalog
www.vaculine.com



CENTRAL VACUUM VALVES, FITTINGS & ACCESSORIES



With our extensive offering of central vacuum products, Vaculine® has established itself as a product innovator in the central vacuum industry.

As Vaculine® continues to evolve and adapt to the changing needs of our customers, our foundation remains unchanged and reflects our fundamental commitment to customer service, high quality and innovation.

	PAGE		PAGE
1.0 VALVES		GUARDS & PLATES	
1.1 SWEEP INLETS	4	4.1 PLASTER GUARDS	19
1.2 INLET VALVES	5	4.2 ROUGH-IN COVER PLATES	19
1.3 ES SQUARE VALVES	9	INSTALLATION KITS	20
1.4 UTILITY VALVES	10	PIPE	21
2.0 FITTINGS		WARRANTY	22
2.1 BASIC SEVEN FITTINGS	11	INDEX	23
2.2 SPECIALTY FITTINGS	13		
2.3 WYES & TEES	14		
2.4 FLANGED FITTINGS	14		
2.5 PIPE ACCESSORIES	15		
2.6 REDUCERS & ADAPTERS	16		
2.7 MUFFLERS & EXHAUST VENTS	17		
3.0 MOUNTING PLATES			
3.1 MOUNTING PLATES	18		

STANDARDS, QUALITY & CODES

STANDARDS

Vaculine® fittings are manufactured in compliance with ASTM F2158, Standard Specification for Residential Central Vacuum Tube and Fittings.

The scope of this standard includes material and performance requirements for tube and fittings used in central vacuum systems. It also offers a recommended installation practice that provides step by step instructions, including a “how to” plan to install a central vacuum system and a list of tools to complete the installation.

Compliance with the standard is confirmed when either the tube or fitting is marked with ASTM F2158 and the mark of a recognized Third Party Testing Organization. The Manufacturer is then declaring that the product was manufactured, inspected, tested and listed in accordance with the Standard Relevant Building Codes.

QUALITY

Canplas Industries Ltd, is an ISO 9001: 2000 Company. Certification was originally received December 18, 2000 and currently registered with QMI®, a division of CSA Group.

CODE

The use of any product in the construction/building environment is governed by Construction Codes administered by Local Jurisdiction’s Having Authority (JHA). The Construction Code that includes reference to Central Vacuum Cleaning Systems is the Uniform Mechanical Code (UMC), published by the International Association of Plumbing and Mechanical Officials (IAPMO R&T) which is available at: www.iapmo.org under the Product Listing Directory.

Vaculine® fittings are approved and listed to the IAPMO requirements and can be found under the Canplas Industries Ltd listings. A copy of the central vacuum fitting listing certificate can be viewed and downloaded from the IAPMO R&T website.

Standards and Codes are living documents that change from year to year and can affect the design and use of Central Vacuum Fittings.

Sweep Inlets



CanSweep® SWEEP INLET VALVE

THE EASY OPEN-N- CLOSE VALVE

- Modern design with textured appearance
- Large outlet design for maximum airflow
- Zero loss of suction

CANSWEEP®

- FITS EASILY IN THE KICK SPACE OF A CABINET, OR WITHIN A 2" X 4" STUD WALL



CANSWEEP® TRIM PLATES



PART #	COLOR	CTN QTY	CTN WT (KGS)	CTN WT (LBS)	CTN CUBIC (M³)	CTN CUBIC (FT³)	CTNS / SKID
845620W	White	20	3.9	8.58	0.035	1.25	36
845620A	Almond	20	3.9	8.58	0.035	1.25	36
845620BLK	Black	20	3.9	8.58	0.035	1.25	36

PART #	COLOR	CTN QTY	CTN WT (KGS)	CTN WT (LBS)	CTN CUBIC (M³)	CTN CUBIC (FT³)
845621W	White	25	0.95	2.09	0.005	0.18
845621A	Almond	25	0.95	2.09	0.005	0.18
845621BLK	Black	25	0.95	2.09	0.005	0.18

FLEXIBL HOSE



PART #	COLOR	LENGTH	CTN QTY	CTN WT (KGS)	CTN WT (LBS)	CTN CUBIC (M³)	CTN CUBIC (FT³)
845700-2	Black	4FT	10	4.99	10.98	0.084	2.98
845700-3	Black	5FT	10	6	13.20	0.084	2.98


NEXT GENERATION

E-BOX

FOR *ElectraValve*®

Making it possible to stock just **one** SKU by using your own supply of wire!

"Tab" to hold the E-box for future valve installation



E-box

- Simply insert wires into the E-box as instructed and snap close to secure
 - The E-box connects to the rear of the new *ElectraValve*®
- (Compatible with 12 or 14 gauge wire)

Inlet Valves

ELECTRAVALVE®

ElectraValve®

775850 Series
Sold separately from
Rough-In Kit




PART #	COLOR	CTN QTY	CTN WT (KGS)	CTN WT (LBS)	CTN CUBIC (M³)	CTN CUBIC (FT³)	CTNS / SKID
775850W	White	32	3.73	8.21	0.020	0.72	72
775850A	Almond	32	3.38	7.44	0.020	0.72	72
775850BLK	Black	32	3.5	7.70	0.020	0.72	72



ROUGH-IN KIT

Install Kit

Compatible with 12 or 14 gauge wire



You choose the wire as required
Not included

PART #	COLOR	CTN QTY	CTN WT (KGS)	CTN WT (LBS)	CTN CUBIC (M³)	CTN CUBIC (FT³)	CTNS / SKID
775851	White	25	2.8	6.16	0.020	0.72	72



E-BOX FOR ELECTRAVALVE®

PART #	COLOR	CTN QTY	CTN WT (KGS)	CTN WT (LBS)	CTN CUBIC (M³)	CTN CUBIC (FT³)	CTNS / SKID
775851-EBX	White	200	-	-	-	-	-



www.vaculine.com

NEW
DESIGNS!

SuperValve®



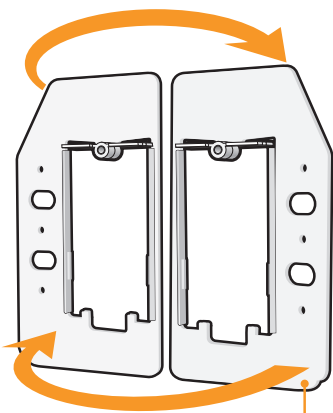
YOU DECIDE YOUR INSTALLATION

Inlet Valves



LEFT/RIGHT

UP/DOWN

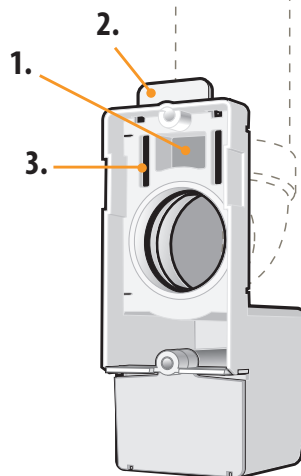


Reversible Flange

Unlike a traditional valve, the flange of this new valve is completely separate from the body, therefore it can either be placed on the left or right of the stud depending on your installation requirements.

NEW!

Larger lower flange for stronger installations.



Newly designed features

1. Recessed mini box accommodates valve plug when back plate is installed upside down.
2. Tab adds extra strength and stability to the retro-fit installation.
3. Low volt wire slots allow you to position the wire on either side of the pipe.

SuperValve® - Full Door

LARGER ELECTRICAL
ACCESS FOR EASY
WIRING



PART #	COLOR	CTN QTY	CTN WT (KGS)	CTN WT (LBS)	CTN CUBIC (M³)	CTN CUBIC (FT³)	CTNS / SKID
792090W	White	10	2.95	6.49	0.012	0.43	64
792090A	Almond	10	2.95	6.49	0.012	0.43	64

SuperValve® - Square Door

LARGER ELECTRICAL
ACCESS FOR EASY
WIRING



SuperValve® - Side-Opening

LARGER ELECTRICAL
ACCESS FOR EASY
WIRING

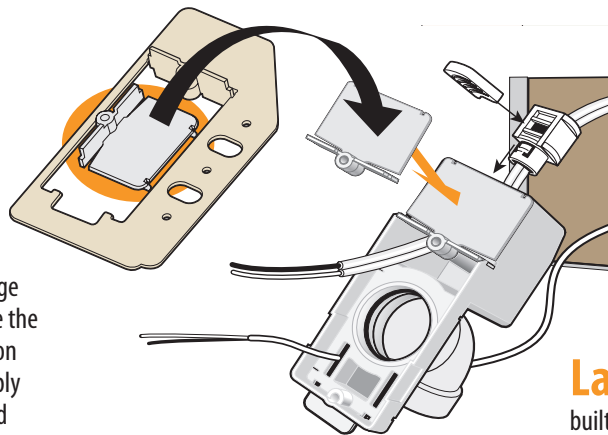


PART #	COLOR	CTN QTY	CTN WT (KGS)	CTN WT (LBS)	CTN CUBIC (M³)	CTN CUBIC (FT³)	CTNS / SKID
791790W	White	10	2.72	5.98	0.012	0.43	64
791790A	Almond	10	2.74	6.03	0.012	0.43	64

PART #	COLOR	CTN QTY	CTN WT (KGS)	CTN WT (LBS)	CTN CUBIC (M³)	CTN CUBIC (FT³)	CTNS / SKID
792095W	White	10	3.01	6.62	0.012	0.43	64
792095A	Almond	10	2.91	6.40	0.012	0.43	64

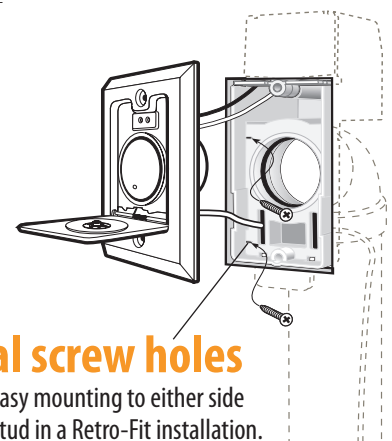
Retro-Fit cover plate

included: Simply remove the Retro-Fit cover from the flange and discard the flange. Complete the electrical connections and snap on the cover plate. Slide box assembly through the drywall opening and secure the mounting box to the stud. Complete the assembly of the valve.



Lateral screw holes

built in for easy mounting to either side of the wall stud in a Retro-Fit installation.



AS EASY AS OPENING A BOOK

Inlet Valves



REVEALS A NEW
LOOK TO THE
TRADITIONAL
VERTICAL-
OPENING
VALVES

SIDE-OPENING VALVES



VacuValve®
Side-Opening

SuperValve®
Side-Opening

PART #	COLOR	CTN QTY	CTN WT (KGS)	CTN WT (LBS)	CTN CUBIC (M ³)	CTN CUBIC (FT ³)	CTNS / SKID
VacuValve® Side-Opening							
775591W	White	24	3.02	6.64	0.012	0.43	64
775591A	Almond	24	3.02	6.64	0.012	0.43	64
SuperValve® Side-Opening							
792095W	White	10	3.01	6.62	0.012	0.43	64
792095A	Almond	10	2.91	6.40	0.012	0.43	64




Reversible Flange

Unlike a traditional valve, the flange of this new valve is completely separate from the body, therefore it can either be placed on the left or right of the valve depending on your installation requirements.

INLET VALVES

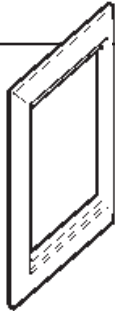
VACUVALVE



PART #	COLOR	CTN QTY	CTN WT (KGS)	CTN WT (LBS)	CTN CUBIC (M ³)	CTN CUBIC (FT ³)	CTNS / SKID
775590W	White	32	3.73	8.21	0.020	0.72	72
775590A	Almond	32	3.15	6.93	0.020	0.72	72
775590BLK	Black	32	3.15	6.93	0.020	0.72	72


TRIM PLATE

THE TRIM PLATE MOUNTS BEHIND THE VALVE TO COVER UNSIGHTLY GAPS IN THE DRYWALL AND TO ENHANCE THE DECOR OF THE VALVE.




PART #	COLOR	CTN QTY	CTN WT (KGS)	CTN WT (LBS)	CTN CUBIC (M ³)	CTN CUBIC (FT ³)	CTNS / SKID
775589W	White	150	4.98	10.96	0.020	0.72	72
775589A	Almond	150	3.78	8.32	0.020	0.72	72
775589BLK	Black	150	3.78	8.32	0.020	0.72	72

SQUARE DOOR VALVE




PART #	COLOR	CTN QTY	CTN WT (KGS)	CTN WT (LBS)	CTN CUBIC (M ³)	CTN CUBIC (FT ³)	CTNS / SKID
791700W	White	24	2.47	5.43	0.012	0.43	64
791700A	Almond	24	2.47	5.43	0.012	0.43	64

ROUND DOOR VALVE



PART #	COLOR	CTN QTY	CTN WT (KGS)	CTN WT (LBS)	CTN CUBIC (M ³)	CTN CUBIC (FT ³)	CTNS / SKID
791500WNL	White	24	2.29	5.04	0.012	0.43	64
791500ANL	Almond	24	2.28	5.02	0.012	0.43	64

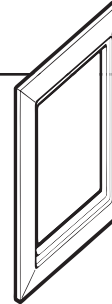
FULL DOOR VALVE



PART #	COLOR	CTN QTY	CTN WT (KGS)	CTN WT (LBS)	CTN CUBIC (M ³)	CTN CUBIC (FT ³)	CTNS / SKID
792000W	White	24	2.57	5.65	0.018	0.64	64
792000A	Almond	24	2.57	5.65	0.018	0.64	64

FULL DOOR VALVE TRIM PLATE

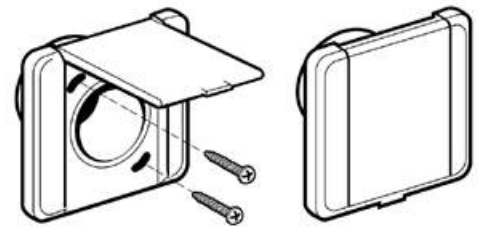
FOR USE WITH 792000 VALVES



PART #	COLOR	CTN QTY	CTN WT (KGS)	CTN WT (LBS)	CTN CUBIC (M ³)	CTN CUBIC (FT ³)	CTNS / SKID
791600W	White	80	2.2	4.84	0.006	0.22	45
791600A	Almond	80	2.12	4.66	0.005	0.19	-

ES SQUARE VALVES

ES PLASTIC VALVE



PART #	COLOR	CTN QTY	CTN WT (KGS)	CTN WT (LBS)	CTN CUBIC (M ³)	CTN CUBIC (FT ³)	CTNS / SKID
775592W	White	48	3.61	7.94	0.020	0.72	72
775592A	Almond	48	3.61	7.94	0.020	0.72	72
775592BLK	Black	48	3.61	7.94	0.020	0.72	72

ES TRIM PLATE



PART #	COLOR	CTN QTY	CTN WT (KGS)	CTN WT (LBS)	CTN CUBIC (M ³)	CTN CUBIC (FT ³)	CTNS / SKID
775588W	White	165	3.12	6.86	0.020	0.72	72
775588A	Almond	165	2.95	6.49	0.020	0.72	72

UTILITY VALVES

UTILITY VALVE


- SPIGOT x VALVE



PART #	COLOR	CTN QTY	CTN WT (KGS)	CTN WT (LBS)	CTN CUBIC (M³)	CTN CUBIC (FT³)	CTNS / SKID
775583W	White	100	4.49	9.88	0.020	0.72	72

UTILITY VALVE WITH GROMMET AND RETAINING RING

- SPIGOT x VALVE



PART #	COLOR	CTN QTY	CTN WT (KGS)	CTN WT (LBS)	CTN CUBIC (M³)	CTN CUBIC (FT³)	CTNS / SKID
775584W	White	100	6.97	15.33	0.031	1.09	48
775584BLK	Black	100	5.07	11.15	0.031	1.09	48

NEW VALVE WITH CUFF LOCK

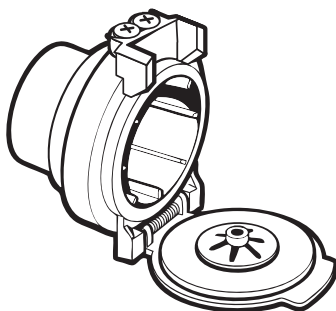


UTILITY VALVE

Mount to exposed pipe or Vacuum unit. Perfect for workshops, garages and more where traditional wall valves and mounting plates are not needed.


UTILITY VALVE WITH PIN JACKS

- SPIGOT x VALVE



PART #	COLOR	CTN QTY	CTN WT (KGS)	CTN WT (LBS)	CTN CUBIC (M³)	CTN CUBIC (FT³)	CTNS / SKID
775586W	White	100	6.29	13.84	0.020	0.72	72
775586BLK	Black	100	5.29	11.64	0.020	0.72	72

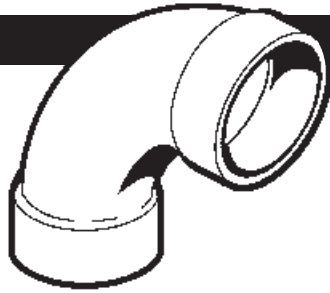
Stop tabs secure hose cuff in place preventing hose from rotating and losing electrical connection.



BASIC SEVEN FITTINGS

90° SWEEP ELBOW

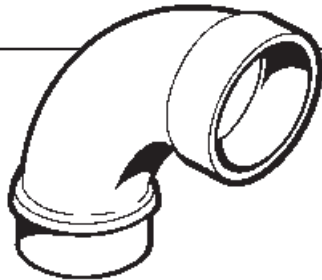
- SOCKET x SOCKET



PART #	COLOR	CTN QTY	CTN WT (KGS)	CTN WT (LBS)	CTN CUBIC (M ³)	CTN CUBIC (FT ³)	CTNS / SKID
765510W	PVC - White	75	6.78	14.92	0.047	1.65	32
785510	ABS - Black	75	5.95	13.09	0.047	1.65	32

90° SWEEP ELBOW SPIGOT

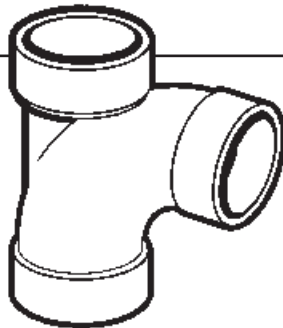
- SOCKET x SPIGOT



PART #	COLOR	CTN QTY	CTN WT (KGS)	CTN WT (LBS)	CTN CUBIC (M ³)	CTN CUBIC (FT ³)	CTNS / SKID
765511W	PVC - White	50	4.17	9.17	0.031	1.09	48
785511	ABS - Black	50	4.07	8.95	0.031	1.09	48

90° SWEEP TEE

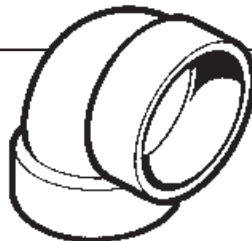
- SOCKET x SOCKET x SOCKET



PART #	COLOR	CTN QTY	CTN WT (KGS)	CTN WT (LBS)	CTN CUBIC (M ³)	CTN CUBIC (FT ³)	CTNS / SKID
765501W	White	55	5.56	12.23	0.047	1.65	32

90° SHORT ELBOW

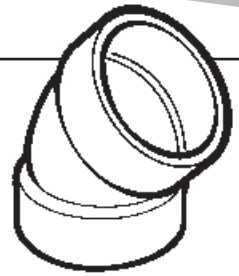
- SOCKET x SOCKET



PART #	COLOR	CTN QTY	CTN WT (KGS)	CTN WT (LBS)	CTN CUBIC (M ³)	CTN CUBIC (FT ³)	CTNS / SKID
765506W	PVC - White	90	4.89	10.76	0.031	1.09	48
785506	ABS - Black	90	3.81	8.38	0.031	1.09	48

45° ELBOW

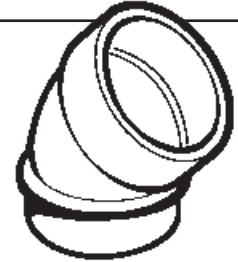
- SOCKET x SOCKET



PART #	COLOR	CTN QTY	CTN WT (KGS)	CTN WT (LBS)	CTN CUBIC (M ³)	CTN CUBIC (FT ³)	CTNS / SKID
765517W	PVC - White	80	3.52	7.74	0.020	0.72	72
785517	ABS - Black	80	2.64	5.81	0.020	0.72	72

45° ELBOW SPIGOT

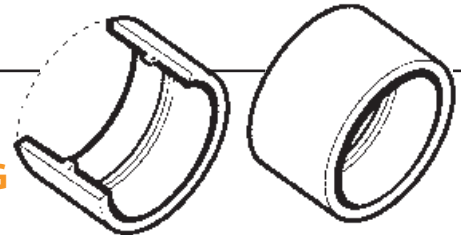
- SOCKET x SPIGOT



PART #	COLOR	CTN QTY	CTN WT (KGS)	CTN WT (LBS)	CTN CUBIC (M ³)	CTN CUBIC (FT ³)	CTNS / SKID
765518W	PVC - White	80	3.2	7.04	0.020	0.72	72
785518	ABS - Black	80	2.24	4.93	0.020	0.72	72

STOP COUPLING

- SOCKET x SOCKET

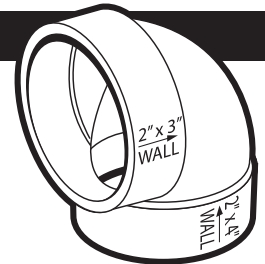


PART #	COLOR	CTN QTY	CTN WT (KGS)	CTN WT (LBS)	CTN CUBIC (M ³)	CTN CUBIC (FT ³)	CTNS / SKID
765529W	White	175	5.12	11.26	0.031	1.09	48

2.2 SPECIALTY FITTINGS

90° EXTRA SHORT ELBOW

- SOCKET x SOCKET



PART #	COLOR	CTN QTY	CTN WT (KGS)	CTN WT (LBS)	CTN CUBIC (M ³)	CTN CUBIC (FT ³)	CTNS / SKID
765503W	White	125	6.57	14.45	0.031	1.09	48

WE'VE GOT THE SHORT STUFF



Vaculine®

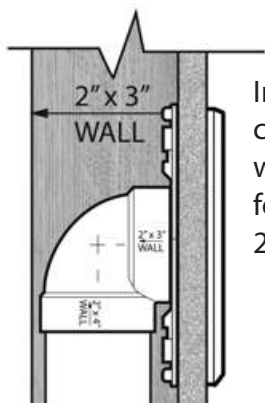
INTRODUCES
THE SHORTEST
90° ELBOW TO
OUR LINE...

THE **EXTRA**

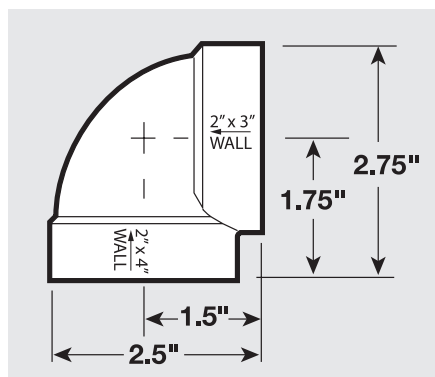
SHORT 90

FOR 2" X 3" OR 2" X 4" WALLS

ITEM# 765503W



Installers have one more choice, making their work easier: can be used for either 2" x 3" wall or 2" x 4" wall.

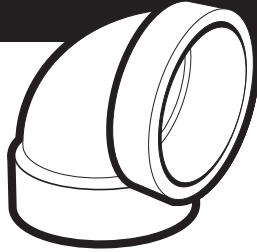


Fittings

SPECIALTY FITTINGS

90° SHORT ELBOW WITH SHORT SOCKET

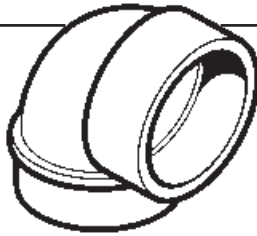
- SOCKET x SOCKET



PART #	COLOR	CTN QTY	CTN WT (KGS)	CTN WT (LBS)	CTN CUBIC (M ³)	CTN CUBIC (FT ³)	CTNS / SKID
765504W	White	100	4.67	10.27	0.031	1.09	48

90° SHORT ELBOW SPIGOT


- SOCKET x SPIGOT



PART #	COLOR	CTN QTY	CTN WT (KGS)	CTN WT (LBS)	CTN CUBIC (M ³)	CTN CUBIC (FT ³)	CTNS / SKID
765507W	White	90	4.53	9.97	0.031	1.09	48

90° MEDIUM SWEEP ELBOW

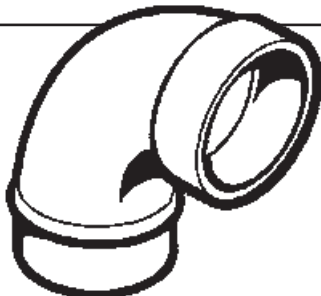
- SOCKET x SOCKET



PART #	COLOR	CTN QTY	CTN WT (KGS)	CTN WT (LBS)	CTN CUBIC (M ³)	CTN CUBIC (FT ³)	CTNS / SKID
765508W	PVC - White	80	5.21	11.46	0.031	1.09	48
785508	ABS - Black	80	3.69	8.12	0.031	1.09	48

90° MEDIUM SWEEP ELBOW SPIGOT

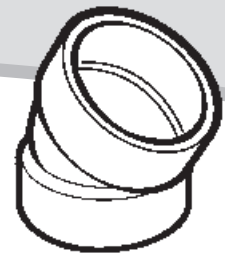
- SOCKET x SPIGOT



PART #	COLOR	CTN QTY	CTN WT (KGS)	CTN WT (LBS)	CTN CUBIC (M ³)	CTN CUBIC (FT ³)	CTNS / SKID
765509W	White	50	3.13	6.89	0.020	0.72	72

30° ELBOW


- SOCKET x SOCKET



PART #	COLOR	CTN QTY	CTN WT (KGS)	CTN WT (LBS)	CTN CUBIC (M ³)	CTN CUBIC (FT ³)	CTNS / SKID
765519W	White	75	2.88	6.34	0.020	0.72	72

30° ELBOW SPIGOT


- SOCKET x SPIGOT



PART #	COLOR	CTN QTY	CTN WT (KGS)	CTN WT (LBS)	CTN CUBIC (M ³)	CTN CUBIC (FT ³)	CTNS / SKID
762032	White	125	4.45	9.79	0.028	1	-

38° ELBOW

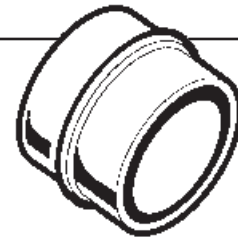
- SOCKET x SOCKET



PART #	COLOR	CTN QTY	CTN WT (KGS)	CTN WT (LBS)	CTN CUBIC (M ³)	CTN CUBIC (FT ³)	CTNS / SKID
762038	White	125	5.08	11.18	0.028	1	-

SPIGOT COUPLING

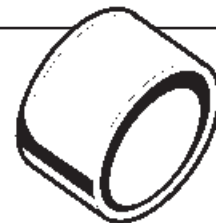
- SPIGOT x SPIGOT



PART #	COLOR	CTN QTY	CTN WT (KGS)	CTN WT (LBS)	CTN CUBIC (M ³)	CTN CUBIC (FT ³)	CTNS / SKID
765527W	PVC - White	125	3.23	7.11	0.020	0.72	72
785527	ABS - Black	125	2.48	5.46	0.020	0.72	72

SLIP COUPLING

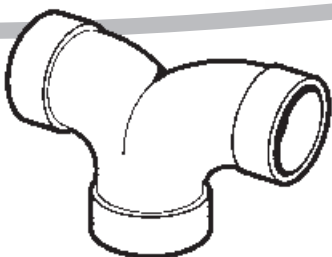
- SOCKET x SOCKET



PART #	COLOR	CTN QTY	CTN WT (KGS)	CTN WT (LBS)	CTN CUBIC (M ³)	CTN CUBIC (FT ³)	CTNS / SKID
765528W	White	175	4.42	9.72	0.031	1.09	48

3-WAY 90° ELBOW

- SOCKET x SOCKET x SOCKET




PART #	COLOR	CTN QTY	CTN WT (KGS)	CTN WT (LBS)	CTN CUBIC (M³)	CTN CUBIC (FT³)	CTNS / SKID
765515W	White	50	5.83	12.83	0.047	1.65	32

WYES & TEES

DOUBLE WYE

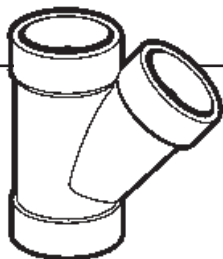
- SOCKET x SOCKET x SOCKET



PART #	COLOR	CTN QTY	CTN WT (KGS)	CTN WT (LBS)	CTN CUBIC (M³)	CTN CUBIC (FT³)	CTNS / SKID
762145	White	65	4.34	9.55	0.031	1.09	48

45° WYE

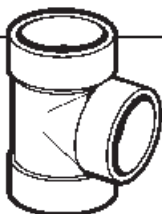
- SOCKET x SOCKET x SOCKET



PART #	COLOR	CTN QTY	CTN WT (KGS)	CTN WT (LBS)	CTN CUBIC (M³)	CTN CUBIC (FT³)	CTNS / SKID
765525W	White	60	5.88	12.94	0.047	1.65	32

SHORT TEE

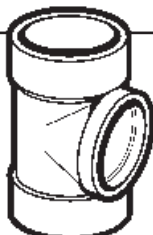
- SOCKET x SOCKET x SOCKET



PART #	COLOR	CTN QTY	CTN WT (KGS)	CTN WT (LBS)	CTN CUBIC (M³)	CTN CUBIC (FT³)	CTNS / SKID
765502W	White	90	6.81	14.98	0.047	1.65	32

SHORT TEE WITH SHORT SOCKET

- SOCKET x SOCKET x SOCKET

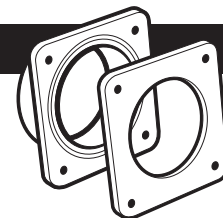


PART #	COLOR	CTN QTY	CTN WT (KGS)	CTN WT (LBS)	CTN CUBIC (M³)	CTN CUBIC (FT³)	CTNS / SKID
765502SW	White	90	6.63	14.59	0.047	1.65	32

FLANGED FITTINGS

FLANGED SOCKET WITH GASKET

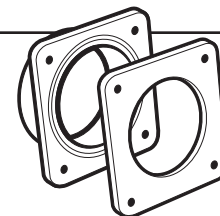
- FLANGE x SOCKET



PART #	COLOR	CTN QTY	CTN WT (KGS)	CTN WT (LBS)	CTN CUBIC (M³)	CTN CUBIC (FT³)	CTNS / SKID
765550W	White	150	4.53	9.97	0.020	0.72	72

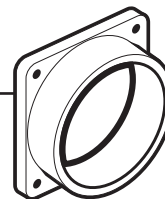
FLANGED SPIGOT WITH GASKET

- FLANGE x SPIGOT



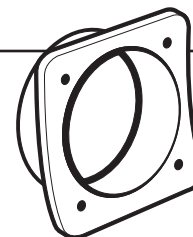
PART #	COLOR	CTN QTY	CTN WT (KGS)	CTN WT (LBS)	CTN CUBIC (M³)	CTN CUBIC (FT³)	CTNS / SKID
765555W	White	150	4.53	9.97	0.020	0.72	72

FLANGED SLIP COUPLING



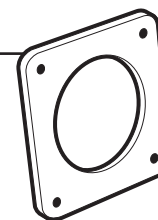
PART #	COLOR	CTN QTY	CTN WT (KGS)	CTN WT (LBS)	CTN CUBIC (M³)	CTN CUBIC (FT³)	CTNS / SKID
762040	White	50	1.1	2.42	0.005	0.19	180

CURVED FLANGED COUPLING



PART #	COLOR	CTN QTY	CTN WT (KGS)	CTN WT (LBS)	CTN CUBIC (M³)	CTN CUBIC (FT³)	CTNS / SKID
762023	White	50	1.2	2.64	0.005	0.19	-

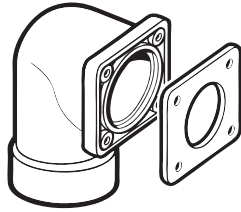
SQUARE GASKET



PART #	COLOR	CTN QTY	CTN WT (KGS)	CTN WT (LBS)	CTN CUBIC (M³)	CTN CUBIC (FT³)	CTNS / SKID
762100	White	2000	6.2	13.64	0.005	0.19	-

FLANGED 90° LONG ELBOW WITH GASKET

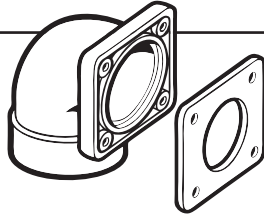
- SOCKET x FLANGE



PART #	COLOR	CTN QTY	CTN WT (KGS)	CTN WT (LBS)	CTN CUBIC (M ³)	CTN CUBIC (FT ³)	CTNS / SKID
765553W	White	75	5.9	12.98	0.031	1.09	48

FLANGED 90° SHORT ELBOW WITH GASKET

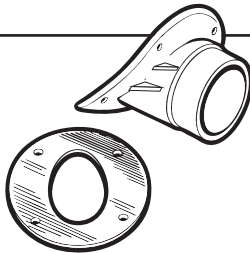
- SOCKET x FLANGE



PART #	COLOR	CTN QTY	CTN WT (KGS)	CTN WT (LBS)	CTN CUBIC (M ³)	CTN CUBIC (FT ³)	CTNS / SKID
765556W	White	130	8.45	18.59	0.047	1.65	32

CANISTER INTAKE WITH GASKET


- FLANGE x SPIGOT



PART #	COLOR	CTN QTY	CTN WT (KGS)	CTN WT (LBS)	CTN CUBIC (M ³)	CTN CUBIC (FT ³)	CTNS / SKID
765597W	PVC - White	100	7.18	15.80	0.047	1.65	32
785597	ABS - Black	100	5.78	12.72	0.047	1.65	32

PIPE ACCESSORIES

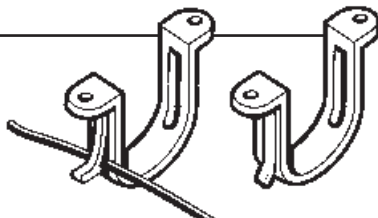
WIRE CLIP



PART #	COLOR	CTN QTY	CTN WT (KGS)	CTN WT (LBS)	CTN CUBIC (M ³)	CTN CUBIC (FT ³)	CTNS / SKID
765544W	White	500	2.98	6.56	0.020	0.72	72

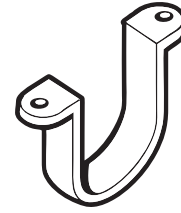
PIPE STRAP

WITH BUILT-IN
WIRE HOLDER



PART #	COLOR	CTN QTY	CTN WT (KGS)	CTN WT (LBS)	CTN CUBIC (M ³)	CTN CUBIC (FT ³)	CTNS / SKID
765545W	White	300	4.38	9.64	0.020	0.72	72

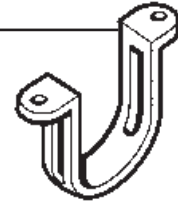
PIPE STRAP



PART #	COLOR	CTN QTY	CTN WT (KGS)	CTN WT (LBS)	CTN CUBIC (M ³)	CTN CUBIC (FT ³)	CTNS / SKID
762017	White	600	8.24	18.13	0.031	1.09	48

HUB STRAP

USED TO ANCHOR
SOCKET CONNECTIONS



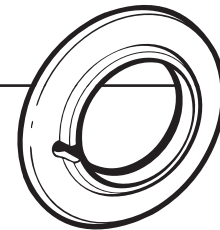
PART #	COLOR	CTN QTY	CTN WT (KGS)	CTN WT (LBS)	CTN CUBIC (M ³)	CTN CUBIC (FT ³)	CTNS / SKID
765548W	White	250	8.48	18.66	0.020	0.72	72

SLIP CAP



PART #	COLOR	CTN QTY	CTN WT (KGS)	CTN WT (LBS)	CTN CUBIC (M ³)	CTN CUBIC (FT ³)	CTNS / SKID
765547W	PVC - White	250	4.98	10.96	0.020	0.72	72
785547	ABS - Black	250	3.73	8.21	0.020	0.72	-

PIPE COLLAR

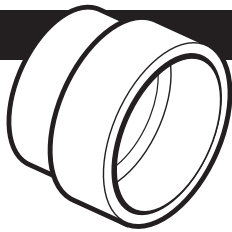


PART #	COLOR	CTN QTY	CTN WT (KGS)	CTN WT (LBS)	CTN CUBIC (M ³)	CTN CUBIC (FT ³)	CTNS / SKID
762031	White	100	1.6	3.52	0.006	0.22	45

REDUCERS & ADAPTERS

40mm ADAPTER

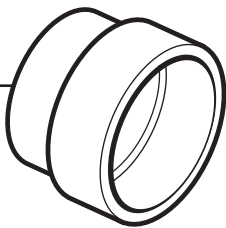
- 2" X 1.63"



PART #	COLOR	CTN QTY	CTN WT (KGS)	CTN WT (LBS)	CTN CUBIC (M³)	CTN CUBIC (FT³)	CTNS / SKID
765530W	White	90	2.66	5.85	0.010	0.36	144

CONNECTS 2" VACUUM PIPE TO 40MM EUROPEAN PIPE

50MM ADAPTER

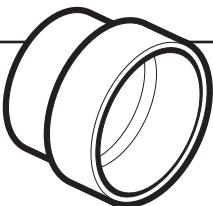


PART #	COLOR	CTN QTY	CTN WT (KGS)	CTN WT (LBS)	CTN CUBIC (M³)	CTN CUBIC (FT³)	CTNS / SKID
765535W	White	125	3.39	7.46	0.020	0.72	72

CONNECTS 2" VACUUM PIPE TO 50MM EUROPEAN PIPE

1-1/4" DWV ADAPTER

- 2" X 1.66"

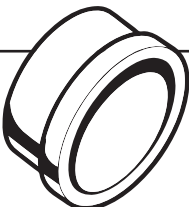


PART #	COLOR	CTN QTY	CTN WT (KGS)	CTN WT (LBS)	CTN CUBIC (M³)	CTN CUBIC (FT³)	CTNS / SKID
765531W	White	90	2.39	5.26	0.010	0.36	144

CONNECTS 2" VACUUM PIPE TO 1-1/4" DWV PIPE

REDUCER BUSHING

- 2" x 1.66"

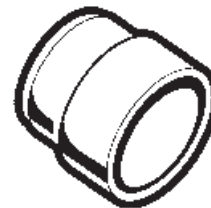


PART #	COLOR	CTN QTY	CTN WT (KGS)	CTN WT (LBS)	CTN CUBIC (M³)	CTN CUBIC (FT³)	CTNS / SKID
765537W	White	100	2.43	5.35	0.010	0.36	144

1-1/2" SPIGOT x 2" SOCKET ADAPTER THAT GOES INSIDE A 1-1/2" DWV SOCKET AND CONNECTS TO 2" VACUUM PIPE

INLET VALVE EXTENSION

- 2" x 1.66"

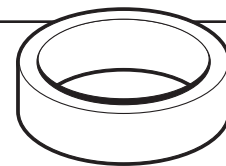


PART #	COLOR	CTN QTY	CTN WT (KGS)	CTN WT (LBS)	CTN CUBIC (M³)	CTN CUBIC (FT³)	CTNS / SKID
765541W	White	100	2.03	4.47	0.010	0.36	144

CONNECTS SPIGOT OF VALVE TO MOUNTING PLATE WHERE WALL FINISHING MATERIALS ARE THICKER

VALVE REDUCER BUSHING

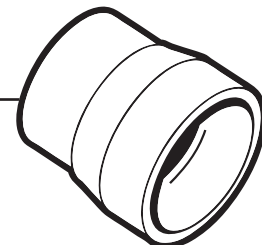
- 2" X 1 5/8"



PART #	COLOR	CTN QTY	CTN WT (KGS)	CTN WT (LBS)	CTN CUBIC (M³)	CTN CUBIC (FT³)	CTNS / SKID
762026	White	100	1.6	3.52	0.005	0.19	-

1-1/2" FLEX HOSE ADAPTER

- 2" X 1.825"




PART #	COLOR	CTN QTY	CTN WT (KGS)	CTN WT (LBS)	CTN CUBIC (M³)	CTN CUBIC (FT³)	CTNS / SKID
765532W	White	135	5.34	11.75	0.020	0.72	72

CONNECTS 2" VACUUM PIPE TO 1-1/2" FLEXIBLE PLASTIC HOSE

MUFFLERS & EXHAUST VENT

SQUARE MUFFLER

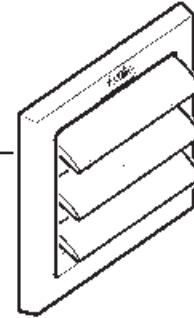
- SOCKET x SOCKET



PART #	COLOR	CTN QTY	CTN WT (KGS)	CTN WT (LBS)	CTN CUBIC (M ³)	CTN CUBIC (FT ³)	CTNS / SKID
765500W	White	12	5.25	11.55	0.031	1.09	48
785500BLANK	Black	12	3.69	8.12	0.031	1.09	48

EXHAUST VENT

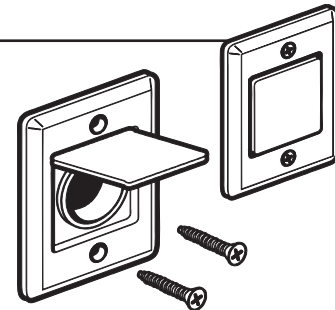
- SOCKET x VENT



PART #	COLOR	CTN QTY	CTN WT (KGS)	CTN WT (LBS)	CTN CUBIC (M ³)	CTN CUBIC (FT ³)	CTNS / SKID
765540W	White	25	2.93	6.45	0.020	0.72	72

EXHAUST VENT

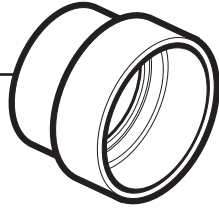
- SOCKET x VENT



PART #	COLOR	CTN QTY	CTN WT (KGS)	CTN WT (LBS)	CTN CUBIC (M ³)	CTN CUBIC (FT ³)	CTNS / SKID
793030W	White	40	2.89	6.36	0.012	0.43	64

PIPE ADAPTER

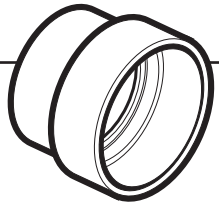
- 2" X 1 3/4"



PART #	COLOR	CTN QTY	CTN WT (KGS)	CTN WT (LBS)	CTN CUBIC (M ³)	CTN CUBIC (FT ³)	CTNS / SKID
762016	White	30	1.07	2.35	0.005	0.19	-

PIPE ADAPTER

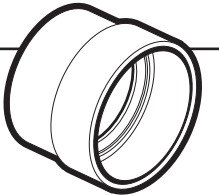
- 2" X 1 13/16"



PART #	COLOR	CTN QTY	CTN WT (KGS)	CTN WT (LBS)	CTN CUBIC (M ³)	CTN CUBIC (FT ³)	CTNS / SKID
762015	White	30	0.98	2.16	0.005	0.19	-

DISCHARGE ADAPTER

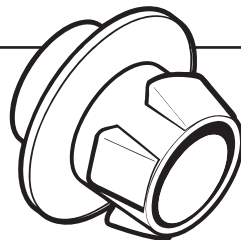
- 2" X 1 7/8"



PART #	COLOR	CTN QTY	CTN WT (KGS)	CTN WT (LBS)	CTN CUBIC (M ³)	CTN CUBIC (FT ³)	CTNS / SKID
762027	White	30	0.98	2.16	0.005	0.19	-

BAG ADAPTER

- SPIGOT x ADAPTER

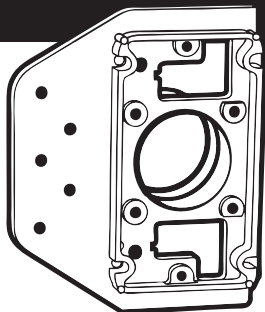


PART #	COLOR	CTN QTY	CTN WT (KGS)	CTN WT (LBS)	CTN CUBIC (M ³)	CTN CUBIC (FT ³)	CTNS / SKID
765542W	White	75	4.77	10.49	0.031	1.09	48

MOUNTING PLATES

"VACULINE-STYLE" PLASTIC MOUNTING PLATE

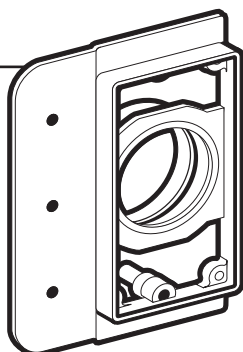
- WITH 3/4" SPIGOT



PART #	COLOR	CTN QTY	CTN WT (KGS)	CTN WT (LBS)	CTN CUBIC (M³)	CTN CUBIC (FT³)	CTNS / SKID
765568W	White	75	4.62	10.16	0.031	1.09	48

FOR USE WITH 2"x 4" INSTALLATION

"HAYDEN-STYLE" PLASTIC MOUNTING PLATE




PART #	COLOR	CTN QTY	CTN WT (KGS)	CTN WT (LBS)	CTN CUBIC (M³)	CTN CUBIC (FT³)	CTNS / SKID
791041W	White	75	4.25	9.35	0.031	1.09	48

FOR USE WITH 2"x 4" INSTALLATION - WITH 3/4" SPIGOT

PART #	COLOR	CTN QTY	CTN WT (KGS)	CTN WT (LBS)	CTN CUBIC (M³)	CTN CUBIC (FT³)	CTNS / SKID
791044W	White	75	3.6	7.92	0.037	1.32	-

FOR USE WITH 2"x 3" INSTALLATION - WITH 1/4" SPIGOT

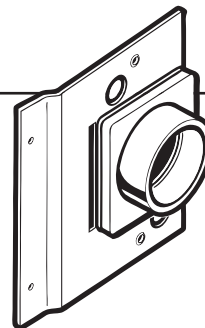
FULL METAL MOUNTING PLATE



PART #	COLOR	CTN QTY	CTN WT (KGS)	CTN WT (LBS)	CTN CUBIC (M³)	CTN CUBIC (FT³)	CTNS / SKID
765560N	Steel	150	9.75	21.45	0.101	3.58	-

METAL MOUNTING PLATE

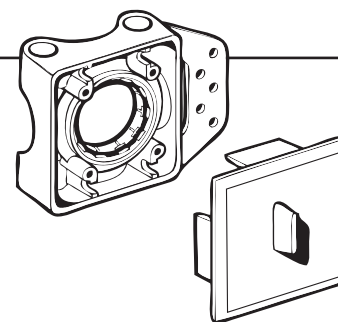
- WITH 3/4" SPIGOT FLANGE



PART #	COLOR	CTN QTY	CTN WT (KGS)	CTN WT (LBS)	CTN CUBIC (M³)	CTN CUBIC (FT³)	CTNS / SKID
765565W	White	64	6.3	13.86	0.020	0.72	72

ES MOUNTING PLATE WITH PLASTER GUARD

- FOR CONCRETE WALLS

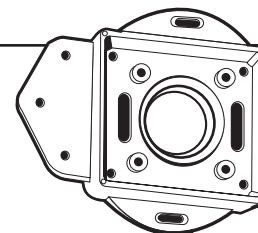


PART #	COLOR	CTN QTY	CTN WT (KGS)	CTN WT (LBS)	CTN CUBIC (M³)	CTN CUBIC (FT³)	CTNS / SKID
1/4" SPIGOT							
765569W	White	60	4.05	8.91	0.020	0.72	72
3/4" SPIGOT							
765569LW	White	60	4.41	9.70	0.020	0.72	72

1/4" SHORT SPIGOT FOR USE WITH SHORT SOCKET ELBOW (765504W) AND SHORT SOCKET TEE (765502S). FOR 2" X 3" INSTALLATIONS.

ES MOUNTING PLATE

- FOR STUD WALLS



PART #	COLOR	CTN QTY	CTN WT (KGS)	CTN WT (LBS)	CTN CUBIC (M³)	CTN CUBIC (FT³)	CTNS / SKID
3/4" SPIGOT							
765564LW	White	60	2.79	6.14	0.020	0.72	72

PLASTER GUARDS

PLASTER GUARD




PART #	COLOR	CTN QTY	CTN WT (KGS)	CTN WT (LBS)	CTN CUBIC (M ³)	CTN CUBIC (FT ³)	CTNS / SKID
765543BLK	Black	100	2.28	5.02	0.020	0.72	72

FITS MOST MOUNTING PLATES

ROUGH-IN PLATES

"VACULINE-STYLE" ROUGH-IN COVER PLATE

- WITH SCREWS




PART #	COLOR	CTN QTY	CTN WT (KGS)	CTN WT (LBS)	CTN CUBIC (M ³)	CTN CUBIC (FT ³)	CTNS / SKID
765585W	White	120	4.55	10.01	0.010	0.36	144
765585A	Almond	120	3.59	7.90	0.010	0.36	144

Central Vacuum
Specification sheets
online at:



www.vaculine.com

PLASTER GUARD



PART #	COLOR	CTN QTY	CTN WT (KGS)	CTN WT (LBS)	CTN CUBIC (M ³)	CTN CUBIC (FT ³)	CTNS / SKID
765546W	White	75	1.68	3.70	0.020	0.72	72

FITS MOST METAL MOUNTING PLATES 765560N



Guards & Plates

INSTALLATION KITS

Three Inlet Kit with Electric Square Door Valves



PART #	COLOR	CTN QTY	CTN WT (KGS)	CTN WT (LBS)	CTN CUBIC (M³)	CTN CUBIC (FT³)	CTNS / SKID
793375W	WHITE	1	2.94	6.47	0.016	0.57	80
Includes							
9 - 90° Sweep Elbows 765510W				6 - Pipe Strap 765545W			
2 - 90° Sweep Tee 765501W				15 - Cable Ties			
3 - 90° Short Elbow 765506W				65' - LVT Wire			
6 - 45° Elbow 765517W				3 - Valves 791790W			
6 - Stop Coupling 765529W							

One Inlet Kit with low-volt Square Door Valve



PART #	COLOR	CTN QTY	CTN WT (KGS)	CTN WT (LBS)	CTN CUBIC (M³)	CTN CUBIC (FT³)	CTNS / SKID
793117W	WHITE	1	0.99	2.18	0.005	0.19	-
Includes							
3 - 90° Sweep Elbows 765510W				2 - Pipe Strap 762017			
1 - 90° Sweep Tee 765501W				- Cable Ties			
1 - 90° Short Elbow 765506W				- LVT Wire			
2 - 45° Elbow 765517W				1 - Valves 791700W			
3 - Stop Coupling 765529W				1 - Mounting Plates 791041W			

Three Inlet Kit with low-volt VacuValve® Side-Opening Valves



PART #	COLOR	CTN QTY	CTN WT (KGS)	CTN WT (LBS)	CTN CUBIC (M³)	CTN CUBIC (FT³)	CTNS / SKID
793305W	WHITE	1	2.7	5.94	0.016	0.57	80
Includes							
9 - 90° Sweep Elbows 765510W				6 - Pipe Strap 765545W			
2 - 90° Sweep Tee 765501W				15 - Cable Ties			
3 - 90° Short Elbow 765506W				65' - LVT Wire			
6 - 45° Elbow 765517W				3 - Valves 775591W			
6 - Stop Coupling 765529W				3 - Mounting Plates 791041W			

Three Inlet Kit with low-volt Square Door Valves



PART #	COLOR	CTN QTY	CTN WT (KGS)	CTN WT (LBS)	CTN CUBIC (M³)	CTN CUBIC (FT³)	CTNS / SKID
793317W	WHITE	1	2.27	4.99	0.016	0.57	80
Includes							
9 - 90° Sweep Elbows 765510W				6 - Pipe Strap 762017			
2 - 90° Sweep Tee 765501W				15 - Cable Ties			
3 - 90° Short Elbow 765506W				65' - LVT Wire			
6 - 45° Elbow 765517W				3 - Valves 791700W			
6 - Stop Coupling 765529W				3 - Mounting Plates 791041W			

**PREMIUM
PIPE CUTTER
& BLADES**



PART #	COLOR	CTN QTY	CTN WT (KGS)	CTN WT (LBS)	CTN CUBIC (M ³)	CTN CUBIC (FT ³)	CTNS / SKID
794500	Cutter	1	0.33	0.73	0.003	0.12	-
794501	Blades 5 per pack	1	0.01	0.02	-	-	-

PIPE

2" Central Vac Pipe



PART #	COLOR	CTN QTY	CTN WT (KGS)	CTN WT (LBS)	CTNS / SKID
10 ft. Length - 10 Pieces (1 Bundle)					
82950010	PVC-White	1	10.53	23.17	-
4 ft. - 11 in. Length - 10 Pieces (1 Bundle)					
829500411	PVC-White	1	5.54	12.19	100
4 ft. - 11 in. Length - 20 Pieces (2 Bundles)					
829500411BX	PVC-White	1	12.12	26.66	20
8 Ft. Length - 10 Pieces (1 Bundle)					
8295008	PVC-White	1	8.62	18.96	-



CAUTION

Vaculine® does not recommend the use of thermoplastic piping systems for transport or storage of compressed air or other compressed gasses or the testing of such systems with compressed air or other ground locations.

Use of our plastic piping products in exposed compressed gas systems voids our warranty on the products used.

For further information, please contact your Vaculine® representative.

WARRANTY

Seller's products are carefully inspected for manufacturing defects. However, it is not always possible to detect hidden defects. Said products are warranted only to the extent that the seller will replace, without charge, products proven to have manufacturing defects, within six (6) months of the date of delivery thereof and provided seller has been given an opportunity to inspect the product alleged to be defective and the installation of use thereof.

NO WARRANTY is included against any expense for removal, reinstallation or other consequential damages arising from any defect.

The warranties set out above are the only warranties made by the seller and are expressly in lieu of any other warranties, expressed or implied including the warranties of merchantability and fitness for a particular purpose.

Vaculine®, VacuSweep®, ES® Valve, ElectraValve®, CanSweep® and VacuValve® are registered trademarks of Canplas Industries Ltd.

IAPMO RESEARCH & TESTING, INC.

5001 E. Philadelphia Street, Ontario, CA 91761-2816
(909) 472-4100 • Fax (909) 472-4244 • www.iapmo.org

LISTED PRODUCTS

PRODUCT: Central Vacuum Fittings

APPLICANT: CANPLAS INDUSTRIES
31 PATTERSON ROAD
BARRIE, ON L4M 4V3 CANADA FILE NO. M-4487



IDENTIFICATION: Tube shall be marked at least every 5 ft. in letters not less than 3/16 high in a contrasting color with the manufacturer's name, ASTM F2158, nominal tube size and material identification. Fittings shall bear the manufacturer's name, ASTM F2158, nominal tube size and material identification. Markings shall be legible after installation. All listed products shall bear the Uniform Mechanical Code (UMC®).

CHARACTERISTICS: Residential central vacuum tube and fittings manufactured in compliance with ASTM F2158-01. To be installed in accordance with the manufacturer's installation instructions and the requirements of the latest edition of the Uniform Mechanical Code.

MODELS:	PART NO.	DESCRIPTION
	765501W	90° Tee S x S x S 2"
	765502W	Short Tee S x S x S 2"
	765506W	90° Short Elb S x S 2"
	765508W	90° Medium Sweep Elb S x S 2"
	765509W	90° Medium Sweep Elb Spg x S 2"
	765510W	90° Sweep Elb S x S 2"
	765511W	90° Sweep Elb Spg x S 2"
	765515W	3-Way 90° Elb S x S x S 2"
	765517W	45° Elb S x S 2"
	765518W	45° Elb Spg x S 2"
	765519W	30° Elb S x S 2"
	765525W	45° Wye S x S x S 2"
	765529W	Coupling S x S 2"
	765547W	Cap S 2"
	765527W	Spigot Coupling S x S 2"


INDEX

PART #	PAGE #
762015	17
762016	17
762017	15
762023	14
762026	16
762027	17
762031	15
762032	13
762038	13
762040	14
762100	14
762145	14
765500W	17
765501W	11
765502SW	14
765502W	14
765503W	11
765504W	13
765506W	11
765507W	13
765508W	13
765509W	13
765510W	11
765511W	11
765515W	14
765517W	11
765518W	11
765519W	13
765525W	14
765527W	13
765528W	13
765529W	11
765530W	16
765531W	16
765532W	16
765535W	16
765537W	16
765540W	17
765541W	16
765542W	17
765543BLK	19
765544W	15
765545W	15
765546W	19
765547W	15
765548W	15
765550W	14
765553W	15
765555W	14
765556W	15
765560N	18

PART #	PAGE #
765564LW	18
765565W	18
765568W	18
765569LW	18
765569W	18
765585A	19
765585W	19
765597W	15
775583W	10
775584BLK	10
775584W	10
775586BLK	10
775586W	10
775588A	9
775588W	9
775589A	9
775589BLK	9
775589W	9
775590A	9
775590BLK	9
775590W	9
775591A	8
775591W	8
775592A	9
775592BLK	9
775592W	9
775850A	5
775850W	5
775850BLK	5
775851	5
775851-EBX	5
785506	11
785508	13
785510	11
785511	11
785517	11
785518	11
785527	13
785547	15
785597	15
785500BLANK	17
791041W	18
791044W	18
791500ANL	9
791500WNL	9
791600A	9
791600W	9
791700A	9
791700W	9
791790A	7

PART #	PAGE #
791790W	7
792000A	9
792000W	9
792090A	7
792090W	7
792095A	7
792095W	7
793117W	20
793317W	20
793305W	20
793030W	17
793375W	20
794500	21
794501	21
82950010	21
829500411	21
829500411BX	21
8295008	21
845620A	4
845620BLK	4
845620W	4
845621A	4
845621BLK	4
845621W	4
845700-2	4
845700-3	4

Central Vacuum
Specification sheets
online at:



vaculine.com



CENTRAL VACUUM VALVES, FITTINGS & ACCESSORIES



CONSISTENT QUALITY & SUPPLY
FOR OVER 50 YEARS

Toll Free Number:
1-800-501-5018

Visit us on the Web:
www.vaculine.com

Canplas Industries Ltd.
Head Office
500 Veterans Drive, P.O. Box 1800
Barrie, Ontario
Canada L4M 4V3
Tel: 705-726-3002
Toll Free: 1-800-501-5018
Fax: 705-726-2186

Email: vaculine@canplas.com