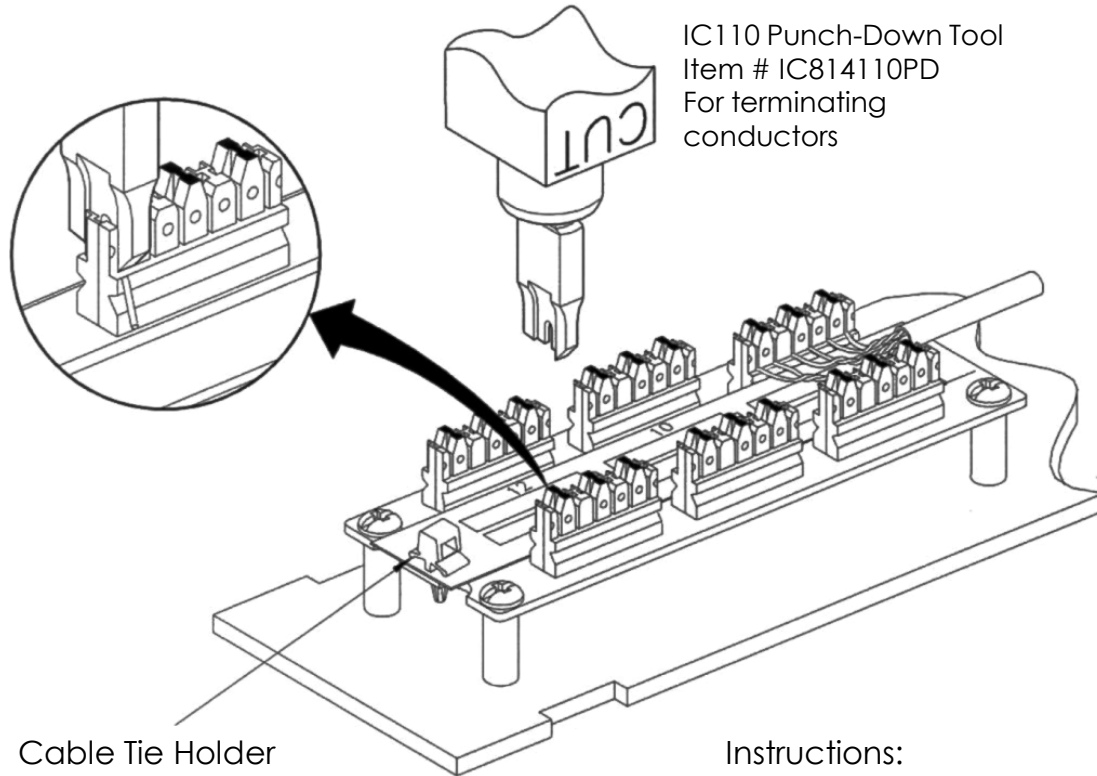




12 PORT PATCH PANEL – IC110 TYPE, 6P6C USOC

INSTALLATION INSTRUCTIONS



IC110 Punch-Down Tool
Item # IC814110PD
For terminating
conductors

Cable Tie Holder
0.135" x 6" Cable Ties
Included for Cable
Management

Instructions:

- 1) Place conductors into proper channel according to wiring diagram shown.
- 2) Set punch-down tool to low impact setting.
- 3) Align punch-down tool directly over conductor to be terminated
- 4) Push down to terminate and trim conductors

FEATURES & BENEFITS

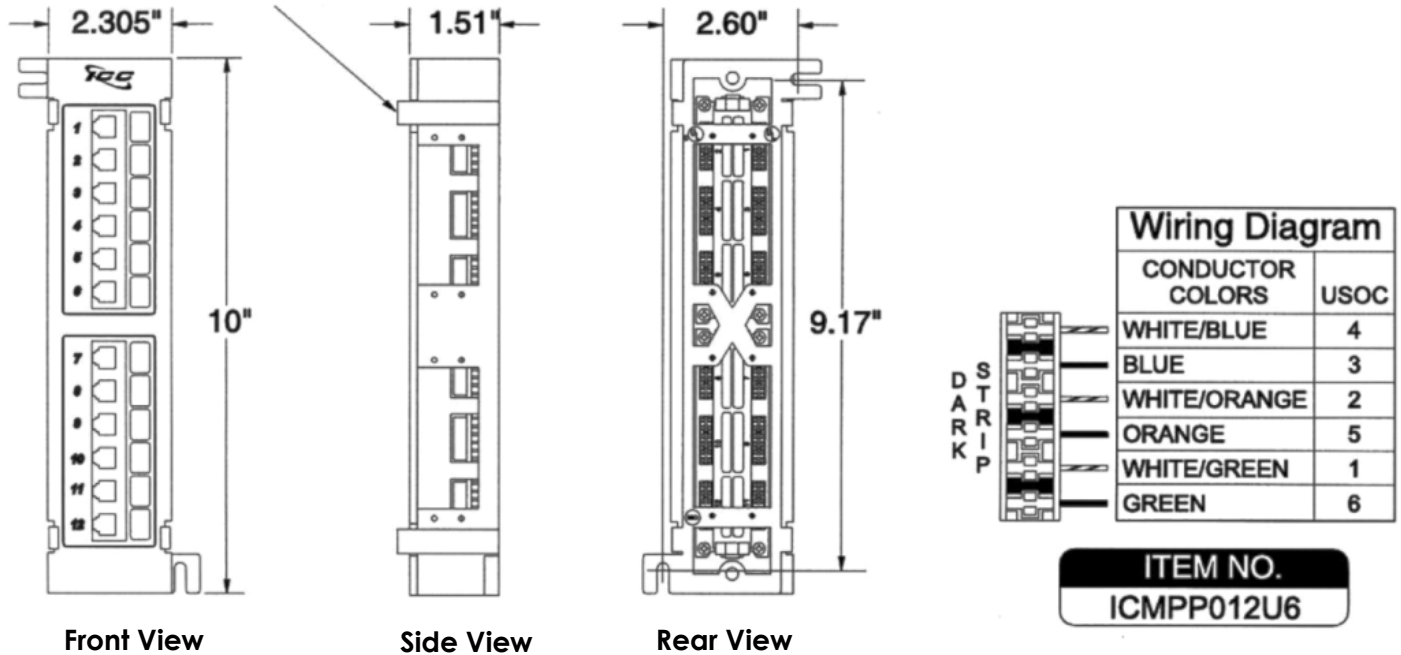
- Wall mounted 6-position 6-conductor USOC patch panel provides voice connectivity applications
- Engineered to provide 110 IDC termination reducing installation time
- Includes color coded 110 connecting block
- Used with ICACSPDT00 110 punch down tool
- ANSI/TIA-568-C and UL 1863 compliant

888-ASK-4ICC

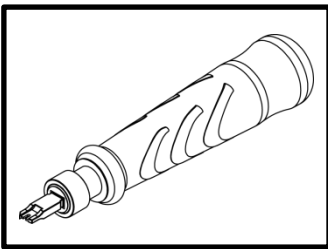
csr@icc.com

icc.com

12 PORT PATCH PANEL – IC110 TYPE, 6P6C USOC



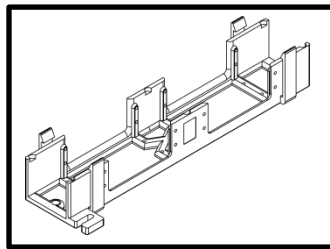
OPTIONAL ACCESSORIES



Punch-Down Tool

ICACSPDT00 Single Blade

- High and low impact setting
- Designed for both 110 and 66 single wire termination
- Includes 110 and 66 blade

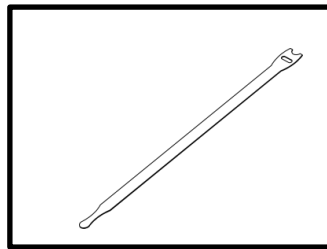


Wall Mounting Bracket

ICMB89D0WH 89D Wall Mounting Bracket

ICMB89U0WH 89U Universal Wall Mounting Bracket

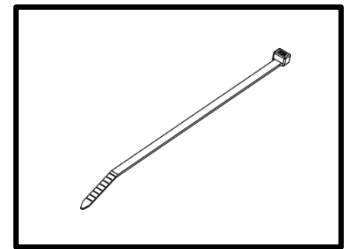
- Used with 66 blocks or vertical patch panels
- Mounting screws included



Velcro Ties

ICACSVB8BK - 8" 100PK

ICACSVBTBK - 12" 100PK



Cable Ties

ICACSL7Kxx* - 7.5", 50lbs, 1000Pk

ICACSS8Kxx* - 8", 18lbs, 1000Pk

ICACSM8Kxx* - 8.5", 40lbs, 1000Pk

ICACSL1Kxx* - 11", 50lbs, 1000Pk

*xx = **BK**-Black, **NL**-Natural

888-ASK-4ICC

csr@icc.com

icc.com