

# Installation Guide


5/8/16-Port Gigabit Desktop Switch

## LED Explanation



### Power

-  **On:** Power on
-  **Off:** Power off

### Link/Act (For TL-SG105/TL-SG105S/TL-SG108/TL-SG108S)

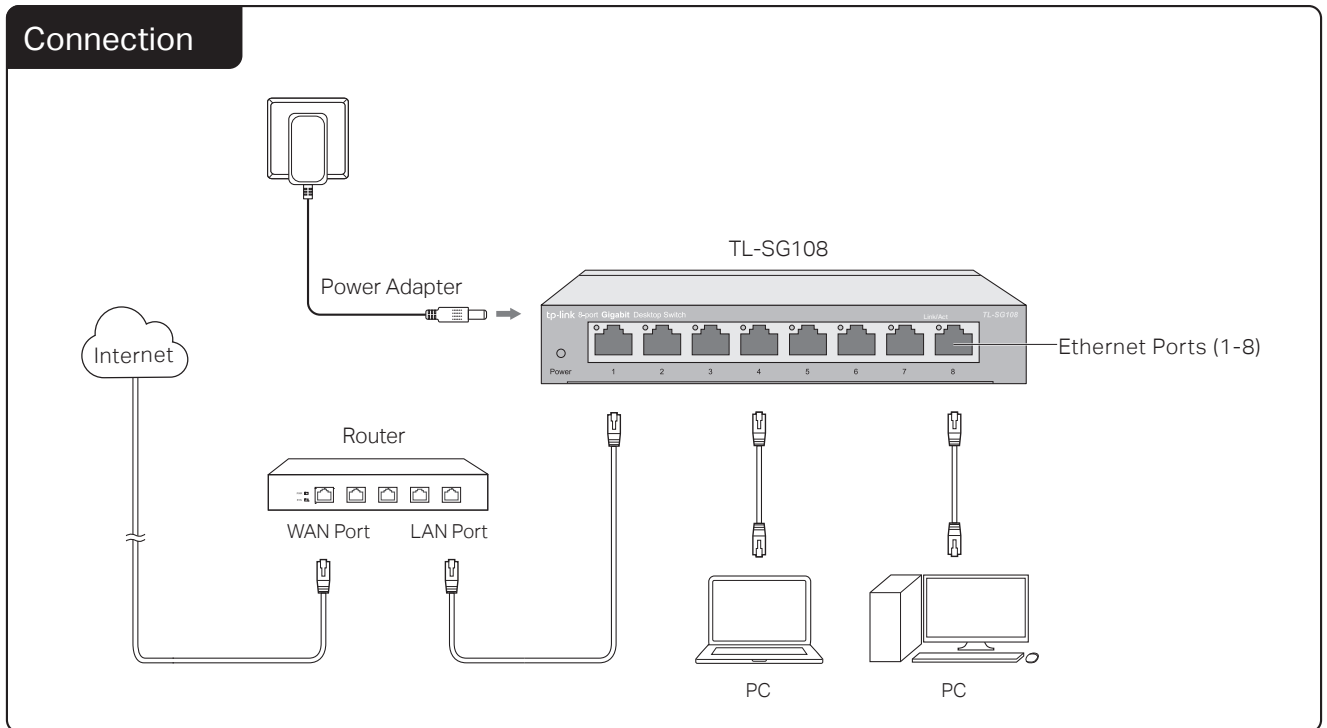
-  **Link/Act (Green)**
  - On:** Running at 10/100/1000 Mbps
  - Off:** No device is linked to the corresponding port
  - Flashing:** Transmitting/receiving data

### Link/Act (For TL-SG116)

-  **1000M (Green)**
  - On:** Running at 1000 Mbps
  - Flashing:** Transmitting/receiving data
-  **10/100M (Yellow)**
  - On:** Running at 10/100 Mbps
  - Flashing:** Transmitting/receiving data

**Note:**

For simplicity, we will take TL-SG108 for example throughout this Guide.



# Specifications

## General Specifications

Standard	IEEE802.3, IEEE802.3i, IEEE802.3u, IEEE802.3ab, IEEE802.3x, IEEE802.1p
Protocol	CSMA/CD
Data Transfer Rate	Ethernet: 10 Mbps (Half Duplex), 20 Mbps (Full Duplex) Fast Ethernet: 100 Mbps (Half Duplex), 200 Mbps (Full Duplex) Gigabit Ethernet: 2000 Mbps (Full Duplex)
Network Media (Cable)	10Base-T: UTP category 3, 4, 5 cable (maximum 100 m) EIA/TIA-568 100 Ω STP (maximum 100 m) 100Base-TX: UTP category 5, 5e cable (maximum 100 m) EIA/TIA-568 100 Ω STP (maximum 100 m) 1000Base-T: UTP category 5e cable (maximum 100 m) EIA/TIA-568 100 Ω STP (maximum 100 m)
Interface	5/8/16 10/100/1000 Mbps Auto-Negotiation RJ45 Ports
LED Indicators	Power, Link/Act LED
Advanced Features	IGMP Snooping, QoS (802.1p/DSCP Priority)
Transfer Method	Store-and-Forward
MAC Address Learning	Automatically learning, automatically aging
Frame Forward Rate	10Base-T: 14881pps/Port 100Base-TX: 148810pps/Port 1000Base-T: 1488095pps/Port
Wall Mountable	Yes
Distance Between Mounting Holes	TL-SG105/TL-SG105S: 52 mm TL-SG108/TL-SG108S: 110 mm TL-SG116: 200 mm

## Environmental and Physical Specifications

Operating Temperature	0 °C to 40 °C (32 °F to 104 °F)
Storage Temperature	-40 °C to 70 °C (-40 °F to 158 °F)
Operating Humidity	10% to 90%RH non-condensing
Storage Humidity	5% to 90%RH non-condensing

## Safety Information

- Keep the device away from water, fire, humidity or hot environments.
- Do not attempt to disassemble, repair, or modify the device. If you need service, please contact us.
- Do not use damaged charger or USB cable to charge the device.
- Do not use any other chargers than those recommended.
- Adapter shall be installed near the equipment and shall be easily accessible.
- The plug on the power supply cord is used as the disconnect device, the socket-outlet shall be easily accessible.
- Use only power supplies which are provided by manufacturer and in the origin packing of this product. If you have any questions, please don't hesitate to contact us.

# Frequently Asked Questions (FAQ)

## Q1. The Power LED is not lit.

The Power LED should be lit when the power system is working normally. If the Power LED is not lit, check as follows:

- A1:** Make sure the power adapter is connected to the switch with power source properly.
- A2:** Make sure the voltage of the power supply meets the requirements of the input voltage of the switch.
- A3:** Make sure the power source is ON.

## Q2. The Link/Act LED is not lit when a device is connected to the corresponding port.

It is recommended that you check the following items:

- A1:** Make sure that the cable connectors are firmly plugged into the switch and the device.
- A2:** Make sure the connected device is turned on and works normally.
- A3:** The cable must be less than 100 meters long (328 feet).



To ask questions, find answers, and communicate with TP-Link users or engineers, please visit <https://community.tp-link.com> to join TP-Link Community.



For technical support and other information, please visit <https://www.tp-link.com/support>, or simply scan the QR code.



If you have any suggestions or needs on the product guides, welcome to email [techwriter@tp-link.com.cn](mailto:techwriter@tp-link.com.cn).



## EU declaration of conformity

TP-Link hereby declares that the device is in compliance with the essential requirements and other relevant provisions of directives 2014/30/EU, 2014/35/EU, 2009/125/EC, 2011/65/EU and (EU)2015/863.

The original EU declaration of conformity may be found at <https://www.tp-link.com/en/ce>.