



Technology that saves lives

Signal Master

EG1M Series



One or more patents pending.

Overview

The Signal Master is a simple-to-use accessory that adds enhanced features to Genesis strobes and horn-strobes as well as Enhanced Integrity strobes. It is a dual-purpose module that provides precision synchronization for connected strobes, and independent control for connected Genesis horns over a single pair of wires.

All Genesis and Enhanced Integrity strobes are self-synchronizing. When installed with the Signal Master, strobe flashes from devices on the same circuit are synchronized to within 10 milliseconds of each other *indefinitely*. This exceeds the latest UL 1971 requirements in effect as of November 2000, which specify this level of synchronization over only two hours.

When installed with Genesis horn-strobes, the Signal Master permits independent horn control (on, off, and coded signals) over a single pair of wires. Two methods of horn control are available: traditional NAC signal silence; or, normally-closed contact. Both methods may be used to silence horns without turning off strobes on the same circuit. Note: independent horn control is available for horn-strobes only. EG1-P Series steady horns are not compatible with this feature.

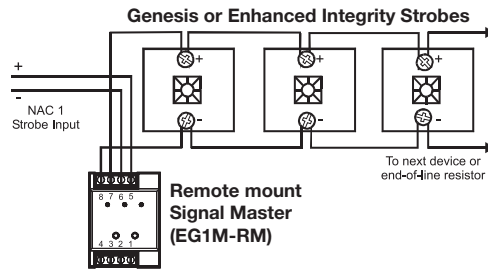
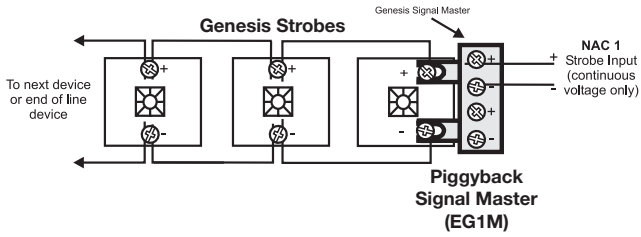
Two mounting options ensure trouble-free installation of the Signal Master Module. The “snap-on” piggyback model doesn’t require a separate electrical box. It simply snaps to the back of the first signal on the circuit. The remote mount model mounts in a North American 2½ inch (64 mm) deep one-gang box. It may also be mounted to any GSA-MP mounting plate, or directly to the rails provided inside MIRBPS Remote Booster Power Supply cabinets.

Standard Features

- Compatible with Genesis and Enhanced Integrity products
- Provides UL 1971 compliant synchronization for all strobes on the same circuit
- Delivers independent horn control for horn-strobes over two-wire Genesis circuits. Two methods of horn control available: traditional NAC signal silence or normally-closed contact.
- Convenient snap-on or single-gang remote models
- Only one module required per circuit
- 3 amp rating (EG1M-RM only)

Class B Wiring

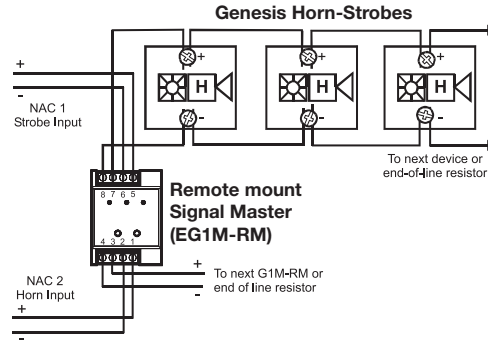
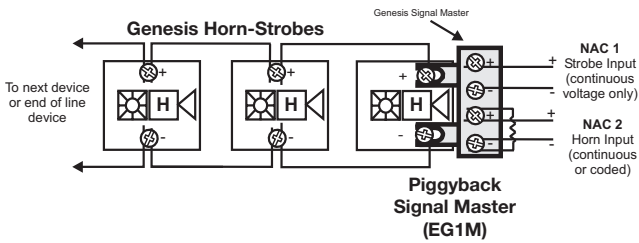
Synchronized Strobes...



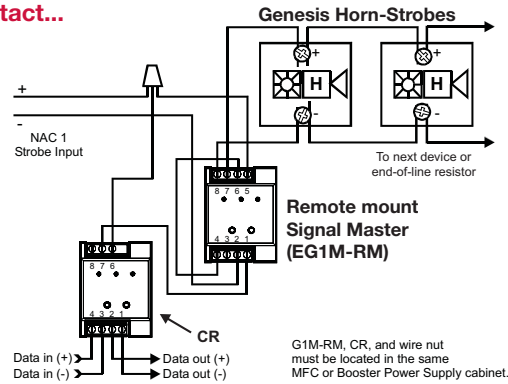
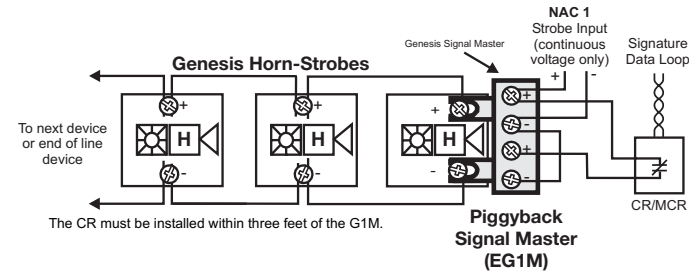
Notes

- Only one Signal Master is required for each horn, strobe, or horn-strobe circuit.
- The strobe circuit of the Signal Master requires a dedicated NAC. Strobe NAC circuit must be continuous in alarm mode.
- The Horn circuit of the Signal Master can be cascaded with other Genesis Signal Master modules on one NAC.
- When determining allowable wire resistance, refer to voltage rating of the Genesis Signal Master, the signaling device, and the control panel specifications. For synchronization, maximum allowable resistance between any two devices in the same viewing area is 20 Ohms.

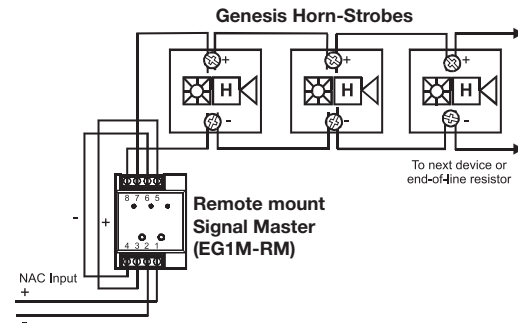
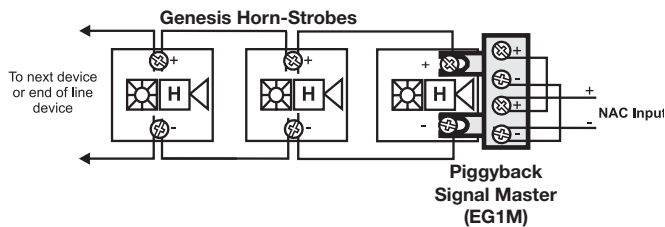
Horn silence and synchronization with two NACs...



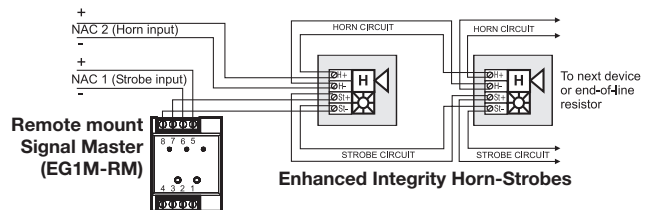
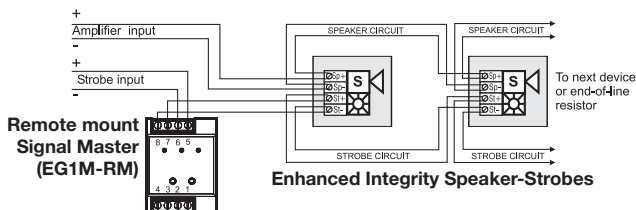
Horn Silence and synchronization with one NAC and one dry contact...



Synchronization with one NAC...



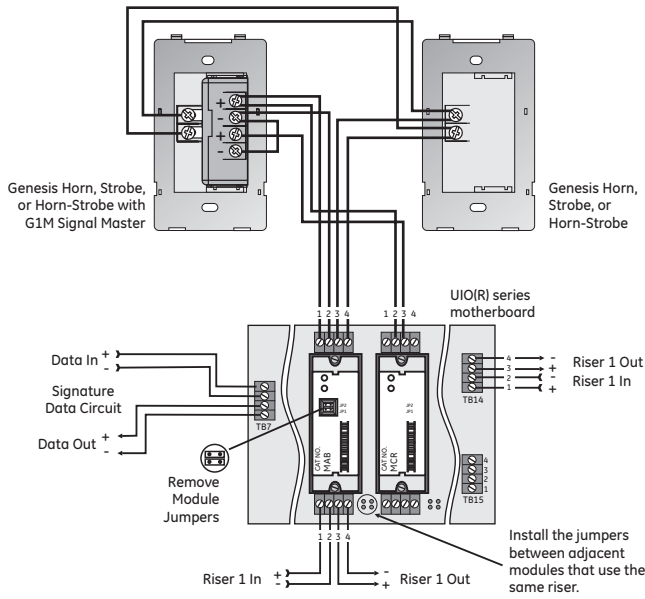
Enhanced Integrity Horn-strobes and Speaker-strobes...



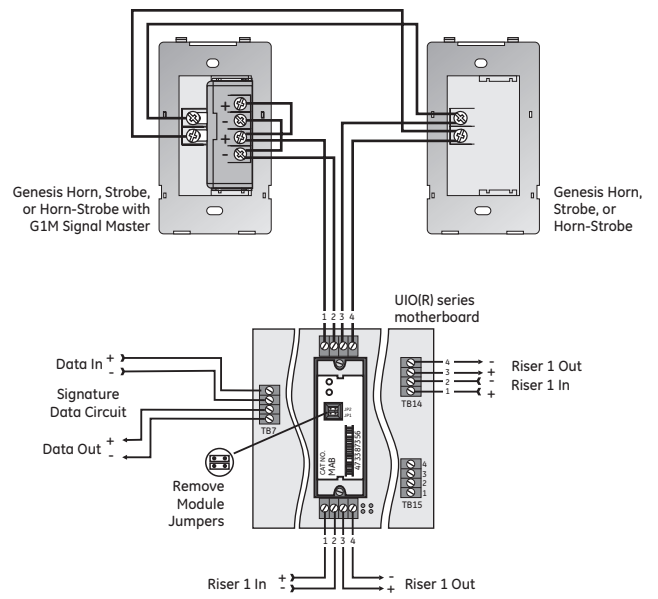
Class A Wiring

Class A wiring requires the GSA-UM or GSA-MAB.

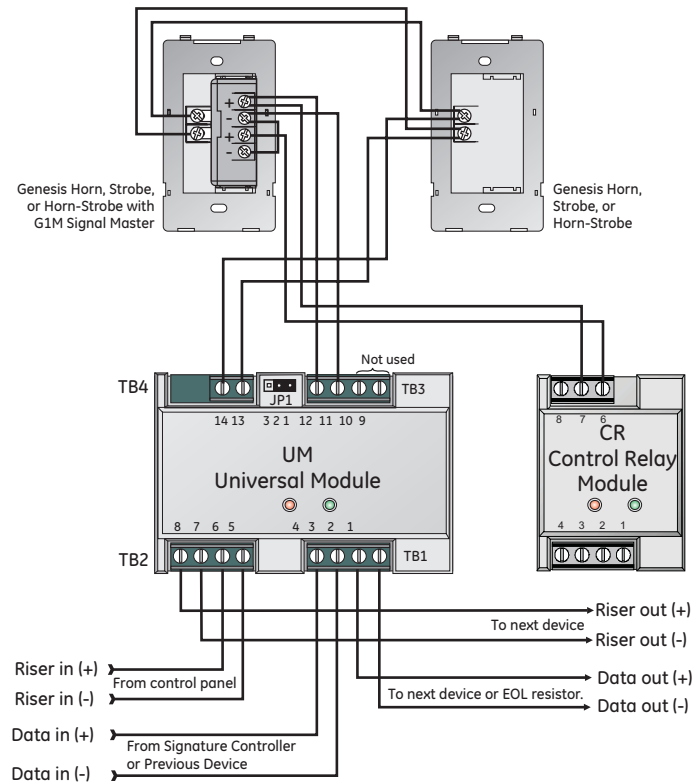
Class A with Horn Silence using GSA-MAB and GSA-MCR modules



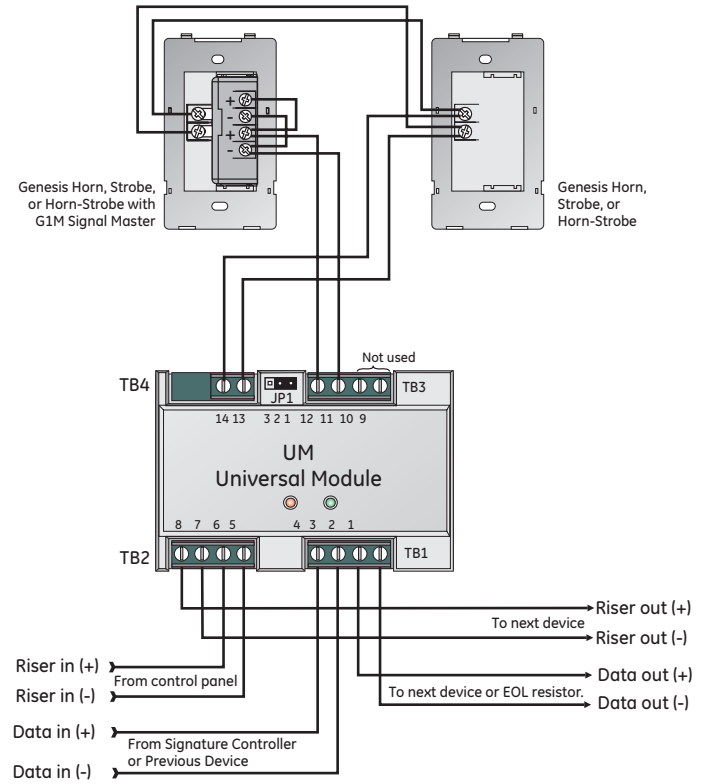
Class A without Horn Silence using a GSA-MAB module



Class A with Horn Silence using GSA-UM and GSA-CR modules



Class A without Horn Silence using a GSA-UM module





Technology that saves lives

Contact us...


Email: kidde.fire@fs.utc.com

Web: Kidde.com/EngineeredSystems

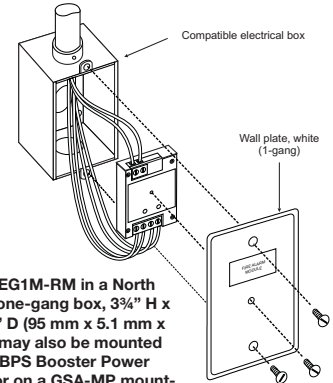
Kidde is a UTC brand.
1016 Corporate Park Drive
Mebane, NC 27302

© 2016 United Technologies Corporation.
All rights reserved.

Mounting



Install the EG1M Signal Master by sliding the spade connectors into the terminals on the back of the signal.



Install the EG1M-RM in a North American one-gang box, 3¾" H x 2" W x 2½" D (95 mm x 5.1 mm x 64 mm). It may also be mounted inside MIRBPS Booster Power Supplies, or on a GSA-MP mounting plate.

Specifications

	EG1M piggyback model	EG1M-RM remote mount model
Mounting	Snaps to back of Genesis device	North American one-gang boxes 3¾" H x 2" W x 2½" D (95 mm x 5.1 mm x 64 mm) and 1½ inch (38 mm) deep 4 inch square boxes with one-gang covers, and GSA-MP mounting plates
Wire Connections	#18 to #12 AWG (0.75 mm ² to 2.5 mm ²)	
Circuit Rating	2 amps maximum	3 amps maximum
Agency Listings/Approvals	UL 1971, UL 1638, UL 464, ULC S525, ULC S526, MEA, FM, CSFM, CE, FCC.	
Synchronization	One flash per second within 10 milliseconds indefinitely. Exceeds UL 1971 requirements.	
Operating voltage	16 - 33 Vdc, 16 - 33 Vfwr	
Current Draw	33 mA	
Operating temperature range	32 - 120 °F (0 - 49 °C)	
Operating humidity range	0 - 93% RH	

Note: independent 2-wire horn control is available for horn-strobes only. EG1-P Series steady horns are not compatible with this feature.

Ordering Information

Catalog Number	Description	Ship Wt., lbs (kg)
EG1M	Genesis Signal Master Snap-on piggyback	0.2 (0.1)
EG1M-RM	Genesis Signal Master Remote Mount (1-gang)	0.4 (0.15)
GSA-MB4	Transponder Mounting Bracket (allows for mounting two 1-gang modules in a 2-gang box)	0.4 (0.15)