

AIM-1A / AIM-4A Audible Isolation Module

Specifications

Mounting
4" X 4" X 2.8" Standard box

Weight
5 oz.

Indoor Operating Temperature
32°F to 120°F (0°C to 49°C)

Operating Voltage Range
15-30VDC

Standby Current
0.0A

Alarm Current
AIM-1A - 10mA Average
AIM-4A - 0.0A

Output Circuit Rating
150mA Max. at 24VDC
3.75W Max 25/70 VAC

Inrush Current
AIM-1A - 75mA Max. at 24 VDC
AIM-4A - 0.0A

Terminals
12-18 AWG

Before Installing

This information is included as a quick reference installation guide. If the modules are to be installed in an existing operational system, inform the operator and local authority that the system will be temporarily out of service. Disconnect power to the control panel before installing the modules.

NOTICE: This manual should be left with the owner/user of this equipment.

General Description

The AIM-1A/AIM-4A shall operate with standard 24 VDC audible devices and 25/70 VAC speakers. The AIM-1A shall be powered from a standard 24 V regulated DC or full wave rectified indicating appliance circuit. During alarm tone signalling a red alarm LED shall illuminate on the module.

The AIM-4A provides 4 unsupervised signal circuits.

The wiring between the AIM-1A / AIM-4A and suite sounding device shall be short circuit isolated during alarm signalling.

Installation

All wiring must be installed in compliance with the Canadian electrical code and all applicable local codes as well as any special requirements of the authority having jurisdiction, using the proper wire size. This also includes all applicable ULC standards.

Mechanical

The AIM-1A / AIM-4A module mounts directly to 4" square electrical boxes as shown in figure 1. The box must have a minimum depth of 2 1/8". Ensure the electrical box is flush with the wall surface.

Electrical

AIM-1A

1. Connect 24VDC supervised signals as show in figure 2. and unsupervised signals as shown in figure 3.
2. Connect supervised speakers as shown in figure 4. and unsupervised speakers as show in figure 5. **See Figure 7. for jumper set-up on the AIM-1A module. Note: Refer to the fire alarm control panel manufacture for compatibility with their panels.**

AIM-4A

1. Connect unsupervised signals as show in figure 6. See Figure 7 for jumper set-up.

Figure 1. Module mounting :

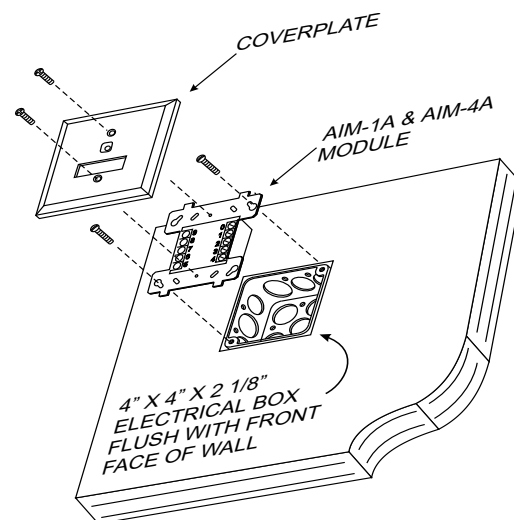


Figure 2. AIM-1A-24VDC Supervised Signals

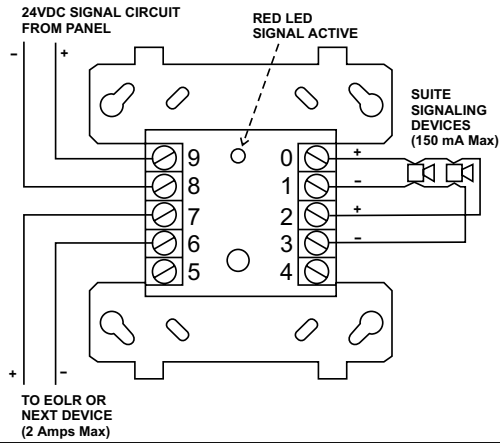


Figure 3. AIM-1A-24VDC Unsupervised Signals

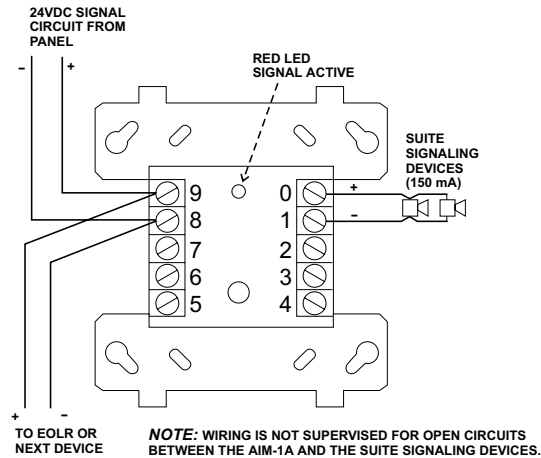
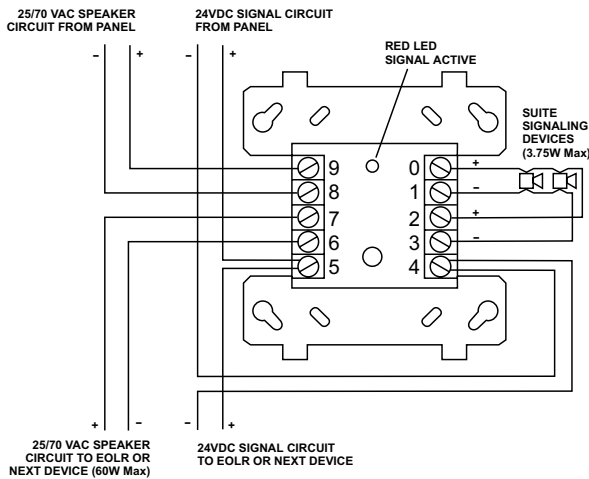


Figure 4. AIM-1A-Supervised Speakers



NOTES:

1. System Sensor does not recommend the installation of signals on unsupervised circuits.
2. Although the code allows silencing of signals, System Sensor recommends occupants take appropriate measures in accordance with the fire procedures for their premises.

Figure 5. AIM-1A-Unsupervised Speakers

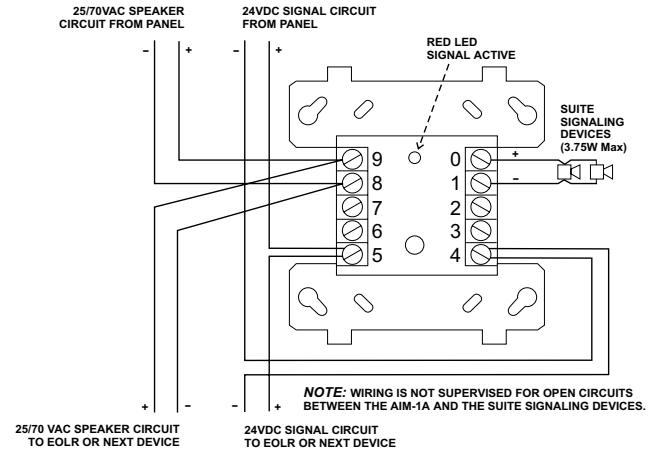


Figure 6. AIM-4A- Unsupervised Signals

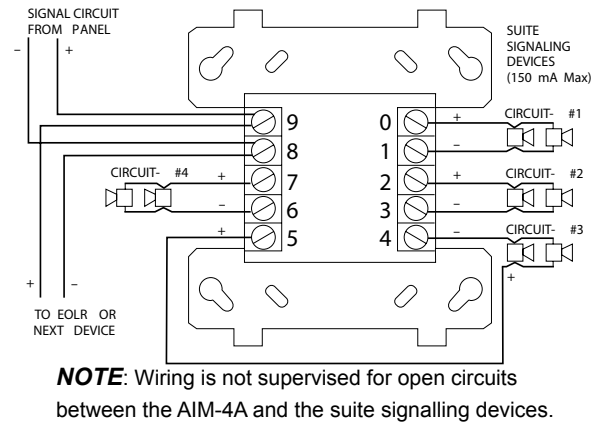
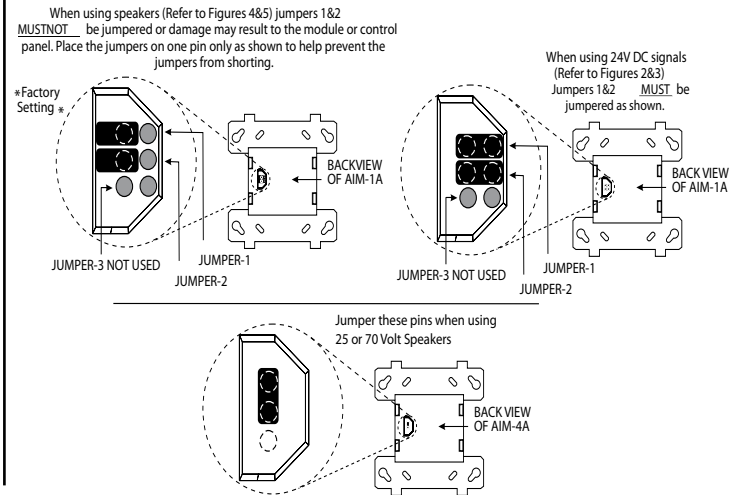


Figure 7. Jumper Set-up For The AIM-1A/4A



Three-Year Limited Warranty

System Sensor warrants its enclosed module to be free from defects in materials and workmanship under normal use and service for a period of three years from date of manufacture. System Sensor makes no other express warranty for this smoke detector. No agent, representative, dealer, or employee of the Company has the authority to increase or alter the obligations or limitations of this Warranty. The Company's obligation of this Warranty shall be limited to the repair or replacement of any part of the smoke detector which is found to be defective in materials or workmanship under normal use and service during the three year period commencing with the date of manufacture. After phoning System Sensor's toll free number 1-800-SENSOR2 (736-7672) for a Return Authorization number, send defective units postage prepaid to: System Sensor, Repair Department, RA # _____, 6581 Kitimat Rd., Unit #6, Mississauga, Ontario, L5N 3T5. Please include a note describing the malfunction and suspected cause of failure. The Company shall not be obligated to repair or replace units which are found to be defective because of damage, unreasonable use, modifications, or alterations occurring after the date of manufacture. In no case shall the Company be liable for any consequential or incidental damages for breach of this or any other Warranty, expressed or implied whatsoever, even if the loss or damage is caused by the Company's negligence or fault. Some states do not allow the exclusion or limitation of incidental or consequential damages, so the above limitation or exclusion may not apply to you. This Warranty gives you specific legal rights, and you may also have other rights under common law