

WGES / WGEC Colored Lens Series

Outdoor Signals

24 VDC Outdoor Colored Lens Strobe and Horn/Strobe

1 unit per carton, 3 pounds per carton

Applications

The Outdoor Colored Lens Commander Series are wall mount strobes and horn/strobes that offer dependable audible and visual alarms for warning and emergency notification in outdoor locations. Applications include severe weather, emergency response and many more.

The Outdoor Colored Lens Commander Series are 24 VDC available in lens colors of amber, blue, green and red. The Series offers a fixed 75 candela strobe. The WGEC horn/strobe offers a continuous or synchable temporal three in 2400Hz, mechanical and chime as well as a whoop tone. All tones are easy for the professional to change in the field by using switches.

Included with the Outdoor Colored Lens Series is the GOE or GOELP outdoor enclosure. The enclosure is made of high quality Lexan® material, providing protection from weather related conditions and allowing the necessary full candela output. The GOE and GOELP enclosure meets various installation requirements including deterring moisture from entering the enclosures.

The Outdoor Colored Lens Series is equipped with the 4" mounting plate which incorporates the Super-Slide® feature that allows the installer to easily test for supervision. The product also features a locking mechanism which secures the product to the bracket without showing any screws. The WGE Colored Lens Series also features the patented Checkmate® instant voltage verification feature which allows the installer to check the voltage drop draw and match it to the blueprint.

The WGE Colored Lens Series appliances are ANSI/UL 464, ANSI/UL 1638, CAN/ULC S525 and/or CAN/ULC S526 listed. The WGE Colored Lens Series are warranted for three years from date of purchase.

Standard Features

- Nominal voltage 24VDC
- Unit is shipped with ANSI/UL1638 listed WGE colored lens strobe or horn/strobe
- Listed to ANSI/UL1638 when used with the GOE or GOELP enclosure
- GOE/GOELP made of clear Lexan® - allowing full 75cd output
- GOE Unit Dimensions: 5.75" (14.605 cm) high x 4.75" (12.065 cm) wide x 4.18" (10.617cm) deep
- GOELP Unit Dimensions: 5.75" (14.605 cm) high x 4.75" (12.065 cm) wide x 3.25" (8.255 cm) deep
- Lens colors available: amber, blue, green and red
- Super-Slide® - Ease of Supervision Testing
- Checkmate® - Instant Voltage Verification
- Prewire entire system, install mounting bracket, then install signals
- Input terminals accept 12 to 18 AWG
- Switch selection for high or low dBA
- Switch for 2400Hz, mechanical, chime and whoop tones
- Switch for continuous tone or temporal 3 (not available on whoop tone)
- Synchronize strobe and/or horn by using Gentex AVSM Control Module
- Silence audible while visual appliance will remain flashing
- Tamperproof re-entrant grill
- Faceplate available in red or off-white
- Wall mount



Product Listings

SIGNALING



- ANSI/UL 464 and ANSI/UL 1638 Listed
- CAN/ULC S525 and/or CAN/ULC S526 Listed
- CSFM: 7135-0569:131 (WGES Colored Lens)
7135-0569:132 (WGEC Colored Lens)

Patents

- 7,375,617 May 20, 2008

Product Compliance

- NFPA 72
- IBC/IFC/IRC
- City and State Ordinances/Laws/Regulations
- Quality Management System is certified to:
ISO 9001:2008

WGES Colored Lens Outdoor Strobe

Model	Lens Color	Voltage (VDC)	Candela
WGESA24-75PWR / WGESA24-75PWW	Amber	24	75
WGESB24-75PWR / WGESB24-75PWW	Blue	24	75
WGESG24-75PWR / WGESG24-75PWW	Green	24	75
WGESR24-75PWR / WGESR24-75PWW	Red	24	75
WGESA24-75PWRLP / WGESA24-75PWWLP	Amber	24	75
WGESB24-75PWRLP / WGESB24-75PWWLP	Blue	24	75
WGESG24-75PWRLP / WGESG24-75PWWLP	Green	24	75
WGESR24-75PWRLP / WGESR24-75PWWLP	Red	24	75

R = Red Faceplate, W = White Faceplate

LP = Low Profile (GOELP Enclosure)

All units are available in plain (no lettering)
Plain units are not returnable

Lens Colors: A = Amber R = Red B = Blue G = Green

WGES / WGEC Outdoor Colored Lens Series is shipped with the
GOE or GOELP Outdoor Enclosure

WGEC Colored Lens Outdoor Horn/Strobe

Model	Lens Color	Voltage (VDC)	Candela	Reverberant dBA at 10ft.	Anechoic Room dBA at 10ft.
WGECA24-75PWR / WGECA24-75PWW	Amber	24	75	70-82 dBA	100 dBA
WGECB24-75PWR / WGECB24-75PWW	Blue	24	75	70-82 dBA	100 dBA
WGECEG24-75PWR / WGECEG24-75PWW	Green	24	75	70-82 dBA	100 dBA
WGECR24-75PWR / WGECR24-75PWW	Red	24	75	70-82 dBA	100 dBA
WGECA24-75PWRLP / WGECA24-75PWWLP	Amber	24	75	70-82 dBA	100 dBA
WGECB24-75PWRLP / WGECB24-75PWWLP	Blue	24	75	70-82 dBA	100 dBA
WGECEG24-75PWRLP / WGECEG24-75PWWLP	Green	24	75	70-82 dBA	100 dBA
WGECR24-75PWRLP / WGECR24-75PWWLP	Red	24	75	70-82 dBA	100 dBA

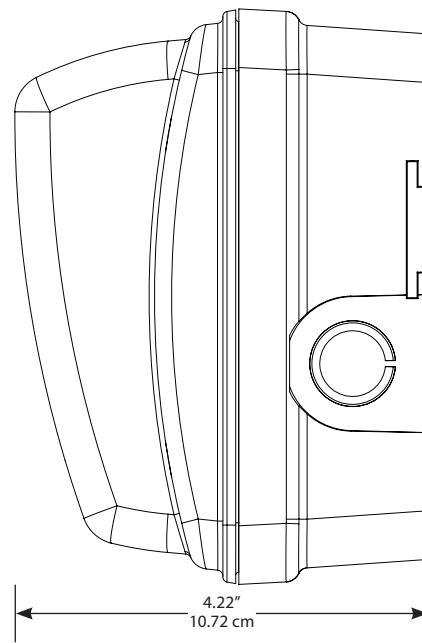
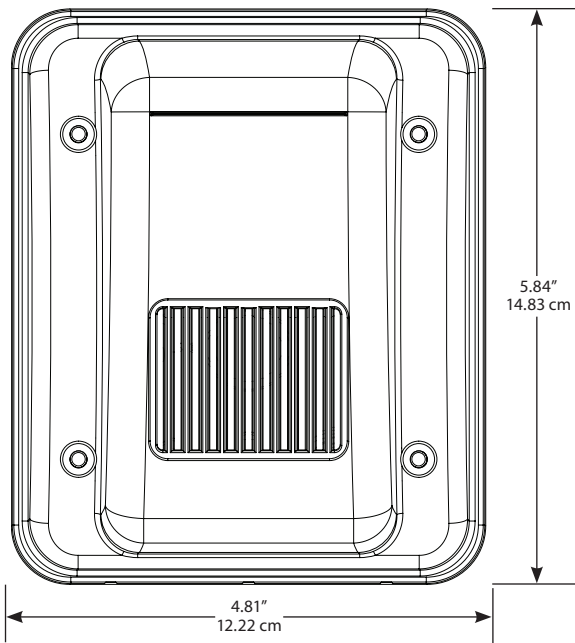
WGE Colored Lens Series Strobe Current Ratings

	Amber Lens Current Ratings	Blue / Green / Red Lens Current Ratings
Candela	75 cd	75 cd
UL Max	263 mA	278 mA

WGE Colored Lens Series Horn Decibel (dBA) and Current Ratings (mA)

Horn Mode	Horn Decibel Levels (dBA)		Horn Current Ratings (mA)
	Minimum SPL at 10ft. per ANSI/UL 464 (HIGH)	Minimum SPL at 10ft. per ANSI/UL 464 (LOW)	UL MAX Regulated 24 VDC Operating Current (HIGH)
Temp 3 2400Hz	78 dBA	71 dBA*	28 mA
Temp 3 Mechanical	76 dBA	70 dBA*	25 mA
Temp 3 Chime	70 dBA*	66 dBA*	15 mA
Continuous 2400Hz	81 dBA	74 dBA*	28 mA
Continuous Mechanical	80 dBA	72 dBA*	25 mA
Continuous Chime	70 dBA*	66 dBA*	15 mA
Whoop	82 dBA	69 dBA*	56 mA

* Operating the horn in this mode at this voltage will result in not meeting the minimum ANSI/UL 464 reverberant sound level required for public mode fire protection service. These settings are acceptable only for private mode fire alarm use. Use the high dBA setting for public mode application (not applicable when using the chime tone. The chime tone is always private mode).



Gentex Super-Slide® Mounting Bracket

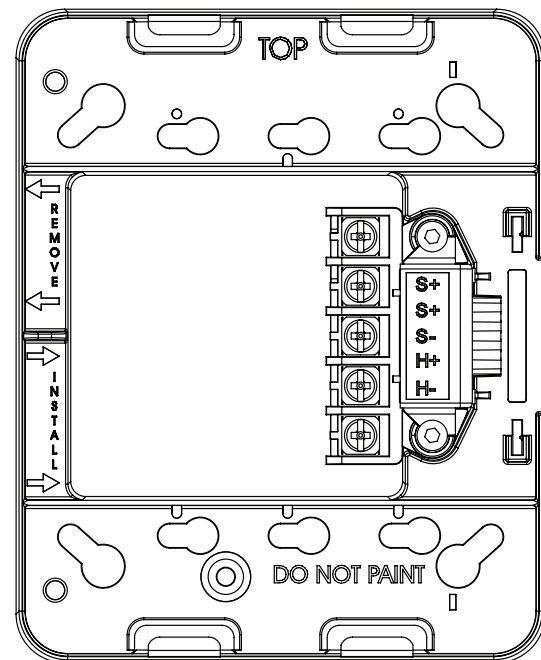
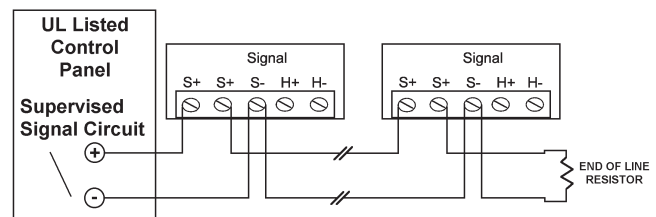
Allows the installer to prewire the system, test for system supervision, remove the signal head until occupancy, switch out Gentex signals without changing mounting brackets and has locking edge connector for snap-in-place installation.

Gentex Checkmate® Instant Voltage Verification

It is often necessary to confirm the voltage drop along a line of devices. The access holes are provided in the back of the terminal block to allow the voltage to be measured directly without removing the device. Typically this would be done at the end of the line to confirm design criteria. Most measurements will be taken using the S+ and S- locations although access is provided to other locations. *Notice: Care should be taken to not short the test probes.*

Notes

- The WGE Colored Lens Series is listed for outdoor use. Indoor operating temperature: 32° to 120°F (0° to 49°C). Outdoor operating temperature: -31° to 150°F (-35° to 66°C)
- For nominal and peak current across ANSI/UL regulated voltage range for filtered DC power and unfiltered (FWR [Full Wave Rectified]) power, see installation manual
- The sound output for the temporal 3 tone is rated lower since the time the horn is off is averaged into the sound output rating. While the horn is producing a tone in the temporal 3 mode, its sound pressure is the same as the continuous mode.
- This appliance is not recommended for use on coded or pulsing signaling circuits



WGES / WGEC Colored Lens Series

Outdoor Signals

Architect & Engineering Specifications

The audible and/or visible signal shall be Gentex WGES, WGEC Outdoor Colored Lens Commander Series or approved equal and shall be listed by Underwriters Laboratories Inc. per ANSI/UL 1638 and/or ANSI/UL 464 and CAN/ULC S526 and/or CAN/ULC S525. The notification appliance (combination audible/visible) shall produce a peak sound output of 100dBA or greater as measured in an anechoic chamber. The signaling appliance shall also have the capability to silence the audible signal while leaving the visible signal energized with the use of a single pair of power wires. Additionally, the user shall be able to select either continuous or temporal tone output with the temporal signal having the ability to be synchronized. The audible/visible and visible signaling appliance shall also maintain a minimum flash rate of 1Hz or up to 2 Hz regardless of power input voltage. The appliance shall have an operating current of 263 mA or less for the amber lens color 75 Cd strobe circuit. The appliance shall be polarized to allow for electrical supervision of the system wiring. The unit shall be provided with a mounting bracket with terminals with barriers for input/output wiring and be able to mount to a single gang or double gang box or double workbox without the use of an adapter plate. The unit shall have an input voltage range of 16-33 volts with either direct current of full wave rectified power for 24 volt models. The appliance shall be capable of testing supervision without disconnecting wires. Also the appliance shall be capable of mounting to a surface back box. The unit shall also be able to verify voltage at the unit without removing unit. The appliance has extended temperature range of -31° to 150°F (-35° to 66° C). The appliance shall satisfy virtually all outdoor and severe environment applications. The GOE enclosure includes a gasket that must be inserted between the box and mounting bracket. There are drain holes in the back box to allow for drainage, the seal on the GOE enclosure is not water tight. The GOELP enclosure includes a weather seal for mounting to wall and intended for use with universal electrical box. To allow for drainage, bottom edge of enclosure is not water tight.