

U855QL

audiopoint® microphones

Cardioid Dynamic Gooseneck Microphone



Features

- Designed for use as a high-quality talk-back, paging & dispatch microphone in entertainment, commercial and industrial applications
- Extremely rugged all-metal construction for long-lasting performance
- Quick-mount design with 3-pin XLRM-type connector insert at base plugs into any standard XLRF-type surface or cable connector
- Low-profile element provides uniform cardioid polar pattern with 120° acceptance angle
- Easy-to-adjust, rugged gooseneck permits quick positioning
- Frequency response tailored for excellent intelligibility in environments with excessive ambient noise
- Cardioid polar pattern reduces pickup of sounds from the sides and rear, improving isolation of desired sound source
- Protective screen reduces wind noise and “popping” when used in close talking situations

U855QL Description

The U855QL is a moving coil dynamic microphone with a cardioid polar pattern. It is designed for use as an extremely durable, high-quality talk-back, paging and dispatch microphone in entertainment, commercial and industrial applications.

The versatile gooseneck design allows for flexible positioning and dependable performance. Its custom-tailored frequency response ensures excellent intelligibility in environments with excessive ambient noise. The U855QL stands 448 mm (17.64") from the table or podium.

An XLRM-type connector insert at the base allows the microphone to be plugged directly into an XLRF-type panel jack or microphone cable.

The microphone is enclosed in a rugged housing with a low-reflectance black finish.

Installation and Operation

Output is low impedance (Lo-Z) balanced. The signal appears across Pins 2 and 3; Pin 1 is ground (shield). Output phase is “Pin 2 hot” — positive acoustic pressure produces positive voltage at Pin 2.

Take care to keep foreign particles from entering the windscreen. An accumulation of iron or steel filings on the diaphragm, and/or foreign material in the windscreen’s mesh surface, can degrade performance.

Architect’s and Engineer’s Specifications

The microphone shall be a moving coil dynamic. It shall have a cardioid polar pattern and a frequency response of 150 Hz to 16,000 Hz. Nominal open-circuit output voltage shall be 2.2 mV at 1V, 1 Pascal. Output shall be low impedance balanced (600 ohms).

The microphone shall have an XLRM-type connector at the base for direct connection to a mating XLRF-type panel jack or cable connector.

The microphone shall be an adjustable gooseneck design, with an overall length of 448.0 mm (17.64") and a head diameter of 30.0 mm (1.18"). Weight shall be 278 grams (9.8 oz). Finish shall be low-reflectance black.

Specifications

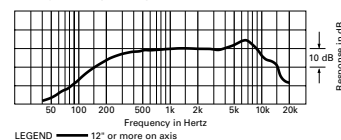
Element	Dynamic
Polar pattern	Cardioid
Frequency response	150-16,000 Hz
Open circuit sensitivity	-53 dB (2.2 mV) re 1V at 1 Pa
Impedance	600 ohms
Weight	278 g (9.8 oz)
Dimensions	448.0 mm (17.64") long, 30.0 mm (1.18") head diameter, 19.0 mm (0.75") base diameter
Output connector	Integral 3-pin XLRM-type
Audio-Technica case style	S8

In the interest of standards development, A.T.U.S. offers full details on its test methods to other industry professionals on request.

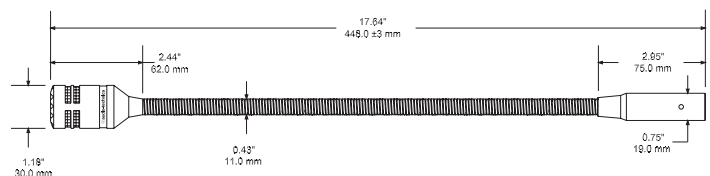
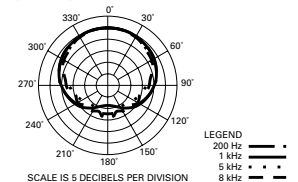
1 Pascal = 10 dynes/cm² = 10 microbars = 94 dB SPL

Specifications are subject to change without notice.

frequency response: 150–16,000 Hz



polar pattern



Audio-Technica U.S., Inc., 1221 Commerce Drive, Stow, Ohio 44224
Audio-Technica Limited, Old Lane, Leeds LS11 8AG England
©2010 Audio-Technica U.S., Inc. audio-technica.com

0001-0272-00