

# Quick Install Guide



## Gigabit Power-over-Ethernet (PoE/PoE+) Injector

XPE-2500

### Includes:

- ▶ XPE-2500 Gigabit Power-over-Ethernet (PoE/PoE+) Injector
- ▶ Power Cord
- ▶ Quick Install Guide

# GIGABIT POWER-OVER-ETHERNET (POE/POE+) INJECTOR


## MODEL NUMBER: XPE-2500

No part of this publication may be modified or adapted in any way, for any purposes without permission in writing from Luxul. The material in this manual is subject to change without notice. Luxul reserves the right to make changes to any product to improve reliability, function, or design. No license is granted, either expressly or by implication or otherwise under any Luxul intellectual property rights. An implied license only exists for equipment, circuits and subsystems contained in this or any Luxul product.


## DOCUMENT CONVENTIONS

The following alerts are used to indicate notable situations:


---

 **NOTE:** *Tips, hints, or special requirements that you should take note of.*

---

 **CAUTION:** *Care is required. Disregarding a caution can result in data loss or equipment malfunction.*

---

 **WARNING!** *Indicates a condition or procedure that could result in personal injury or equipment damage.*

---

## CONTACT LUXUL

Phone: (801) 822-5450

Email Sales: [sales@luxul.com](mailto:sales@luxul.com)

Email Support: [support@luxul.com](mailto:support@luxul.com)

## Product Description

The XPE-2500 Gigabit Power-over-Ethernet (PoE/PoE+) Injector is fully compliant with IEEE 802.3af/at standards. It delivers up to 30W of output power to the PoE port. When using this device, both data and electrical power can be simultaneously delivered to your 802.3af/at PoE enabled device through a single Ethernet cable. This eliminates the need of a separate power cable, makes installation easier and reduces cost.

## PRODUCT FEATURES

- ▶ Complies with IEEE 802.3af/at standards
- ▶ Provide 10/100/1000Mbps connection rates
- ▶ Simple “plug and play” installation
- ▶ Delivers both data and power over a single Ethernet cable
- ▶ Green design, low power consumption
- ▶ Power Overload Protection
- ▶ 100-240 AC wide-range voltage input, 51V DC output voltage
- ▶ Compact size for ease of installation
- ▶ Delivers data up to 330' (100 meters) away

# INSTALLATION AND SETUP

## 1 Setup

- ▶ To avoid potential malfunction, do not expose the XPE-2500 to excessive heat, humidity, vibration or dust.
- ▶ Make sure there is adequate space around the XPE-2500 for adequate ventilation and proper heat dissipation. At least 12" (30cm) is recommend.
- ▶ Keep the XPE-2500 at least 12" (30cm) from any heat source
- ▶ Avoid placement in direct sunlight.
- ▶ Do not place heavy articles on the XPE-2500.
- ▶ Verify the ground connection of the power outlet is functioning properly
- ▶ Check the power cord to confirm a secure connection.
- ▶ Check your PoE device documentation to be sure it is 802.3af/at compatible.

## 2 Physical Installation

1. Connect the included power cable to the XPE-2500 power port
2. Connect the power cable to a properly grounded power outlet
3. Connect your Ethernet cable (Cat 5, or better) from your data source to the DATA IN port of the XPE-2500
4. Connect your Ethernet cable (Cat 5, or better) from the DATA & PWR OUT port of the XPE-2500 to your PoE Enabled device.

---

**✓ NOTE:** *The power and data Ethernet cable should not exceed 330' (100 meters).*

---

# HARDWARE SPECIFICATIONS

## General Specifications

Standards	IEEE802.3, IEEE802.3u, IEEE802.3ab, and IEEE802.3af/at standards
Output Voltage	51V 0.6A
Output Power	PoE: 15.4W PoE+: 30W
Input Voltage	AC100-240V 0.8A 50 60Hz
Ports	2-10/100/1000Mbps RJ45 1-Power Input
Cable	Cat5e or better
LEDs	PoE: Indicates power is being passed to the Connected 802.3af/at PoE device PWR: Power is connected to the PoE Injector
Dimensions	W x D x H: 5.25" (133.35mm) x 2.375" (60.32mm) x 1.3125 (33.34mm)
Weight	Item: .75 lbs (.34Kg) with power cord Packaging: 1 lbs (.46Kg)

## Environmental Specifications

Operating Temp.	32°F to 104°F (0°C to 40°C)
Storage Temp.	-40°F to 158°F (-40°C to 70°C)
Operating Humidity	0% to 90% (Relative Humidity Non-condensing)
Storage Humidity	10% to 90% (Relative Humidity Non-condensing)

## LED Indicators

Port/LED	Function
PoE LED	On: Indicates the PoE Injector is delivering power to the connected 802.3af/at PoE enabled device  Off: Indicates no power is being delivered to the connected device  Flashing: An error indicating a power fault
PWR LED	On: Power is connected to the PoE Injector  Off: Injector is not receiving power
DATA & PWR OUT	Delivers power and data (via Ethernet cable) to the connected PoE enabled device
DATA IN	Connects to your data source over Ethernet cable
Power	100-240V input voltage

---

**✓ NOTE:** *If the PWR LED does not illuminate it, indicates that power may not be connected properly or the cable is loose or unplugged.*

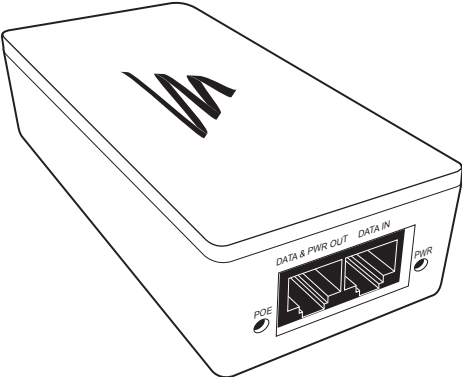
---

---

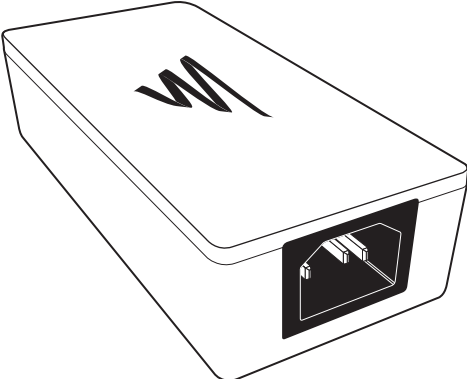
**✓ NOTE:** *If the injector is connected to a device and the PoE LED does not illuminate, this is an indication the connect device in not PoE enabled or not a 802.3af/at compatible device. Data will still be transferred.*

---

# LED and RJ45 connections



# Power connection



## Sales

P: 801-822-5450

E: sales@luxul.com

## Technical Support

P: 801-822-5450 Option 3

E: support@luxul.com

### Copyright and Trademark Notices

No part of this document may be modified or adapted in any way, for any purposes without permission in writing from Luxul. The material in this document is subject to change without notice. Luxul reserves the right to make changes to any product to improve reliability, function, or design. No license is granted, either expressly or by implication or otherwise under any Luxul intellectual property rights. An implied license only exists for equipment, circuits and subsystems contained in this or any Luxul product.

© Copyright 2017 Luxul. All rights reserved. The name Luxul, the Luxul logo, the Luxul logo mark and Simply Connected are all trademarks and or registered trademarks of Luxul Wireless, Inc. All other trademarks and registered trademarks are property of their respective holders.

LUX-QIG-XPE-2500-v6 0627170235

A brand of  **legrand**<sup>®</sup>

