



# KLA Series

## Fixed Arcuate Active Line Array System

### Features of the KLA12

- 500 W x 500 W power module
- Rugged, ABS enclosure delivers light-weight durability
- SOLO™ Rigging System supports deployment without tools or external hardware
- Ar-Q™ Frequency Optimization quickly tunes and configures the array with the click of a dial, adjusting for the appropriate number of boxes
- 10:1 design factor insures safe suspension of up to two KLA181's and five KLA12's
- 90° x 18° nominal coverage (requires only five boxes to configure a 90° x 90° array)
- High power, 12" low-frequency driver provides extension down to 44Hz without subwoofers
- Extensive DSP further enhances and protects performance
- 1.75" diaphragm compression driver delivers clear and powerful high-frequency reproduction
- powerCON® Input and Thru connections
- Tilt-Direct™ pole mount assists directivity

### Features of the KLA181

- 1000 watt power module
- 18" ported subwoofer
- High acoustic output (135 dB SPL peak)
- Frequency range down to 33 Hz (-10 dB)
- Extensive DSP further enhances and protects performance
- powerCON® Input and Thru connections
- Threaded pole-cup receptacle for free-standing applications
- Suspension via M10 fittings or the KLA AF12 Array Frame
- Integrated threaded pole mount supports up to two KLA12 enclosures

The KLA Series brings the power and sophistication of a line array system into an easy-to-use product significantly redefining the line array product category. With its simple Lift, Click and Play approach, KLA can be deployed in a fraction of the time required by comparable line array products. This fixed arcuate, active line array system is ideal for a wide range of portable and permanently installed applications ranging from live entertainment to houses of worship or other venues where a line array system is desired.


### KLA Power Module

The KLA Series is comprised of two models: the KLA12 12-inch, 2-way loudspeaker and the KLA181 18-inch subwoofer. The KLA12 features a highly efficient 500 W x 500 W power amp module and the KLA181 offers the same highly efficient power amp module in a 1000 W configuration. This efficient design enables up to five

KLA12 | KLA181




KLA models (any combination of KLA12 and KLA181) to be driven off of a single 15 amp/120V (8A / 230V) electrical circuit. KLA loudspeakers incorporate QSC's DEEP™ DSP algorithm, providing extended bass response by actively managing potentially damaging low-frequency transients, and GuardRail™ circuitry protection which prevents the amplifier module from unnatural and destructive clipping. As an energy saving feature, the Auto Standby mode automatically engages after five minutes of inactivity but upon resumption of audio signal, the power module on the KLA will awaken instantly for immediate output.



In an installed application, multiple KLA Series loudspeakers can be "daisy-chained" for total gain control from a single remote pot wired to the on-board Phoenix-style connector. Additional power module characteristics on KLA include a balanced, line-level XLR input in parallel with an XLR "Thru" connector, powerCON® In and Thru connectors, Attenuation Control and LED indicators for Signal and Limit, as well as discrete LED indicators for Power/Standby status.

# KLA Series System Configurations




## KLA12

Housed in a rugged ABS enclosure that results in both light weight and long-term durability, the KLA12 features a 12-inch low-frequency transducer coupled with a 1.75-inch compression driver housed on a multiple diffraction aperture waveguide.


This waveguide design is based upon similar principles found on our patented WideLine™ Series waveguides and the waveguides found on our K Series products. Designed to be used exclusively as a fixed arcuate line array, each KLA12 is configured for a 90° x 18° coverage angle, allowing 90° vertical arrays to be configured using only five boxes (most other solutions require six). KLA's

unique self-contained SOLO™ (Single-Operator Logistics) Rigging System enables users to quickly assemble (and disassemble) the line array in a fraction of the time without the need for special tools or external hardware.

KLA12's Ar-Q™ (Arcuate Equalization) processing enables users to quickly tune and configure the array, making appropriate frequency adjustments based on the number of boxes. With the click of a dial, the user can select the total number of boxes deployed in the array



SOLO™ Rigging System



resulting in an evenly balanced and accurate tonal curve. QSC's proprietary Intrinsic Correction™ actively adjusts time, frequency and amplitude response to achieve a maximally flat bandpass target.

## KLA181

In addition to DEEP™ DSP algorithm, GuardRail™, Auto Standby, balanced line-level XLR input with an XLR "Thru" connector, Attenuation Control and LED indicators, the KLA181 subwoofer also includes a polarity switch.

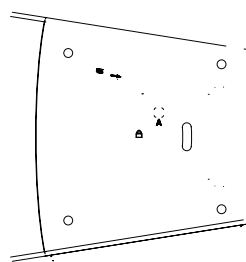
KLA181 shown with (2) KLA12



# KLA Series

## Specifications

### KLA12



---

### KLA181

Specifications subject to change without notice.

© 2011 QSC Audio Products, LLC. All rights reserved. QSC, the QSC logo, are registered trademarks of QSC Audio Products, LLC in the U.S. Patent and Trademark office and other countries. Intrinsic Correction, SOLO, Ar-Q, DEEP, Guardrail, Tilt-Direct and WideLine are trademarks of QSC Audio Products, LLC. powerCON is a trademark of Neutrik. All other trademarks are the property of their respective owners. Patents may apply or be pending.

1675 MacArthur Boulevard • Costa Mesa, CA 92626 • Ph: 800/854-4079 or 714/957-7100 • Fax: 714/754-6174

KLA Series Spec Sheet 05/25/11

**QSC**  
qscaudio.com