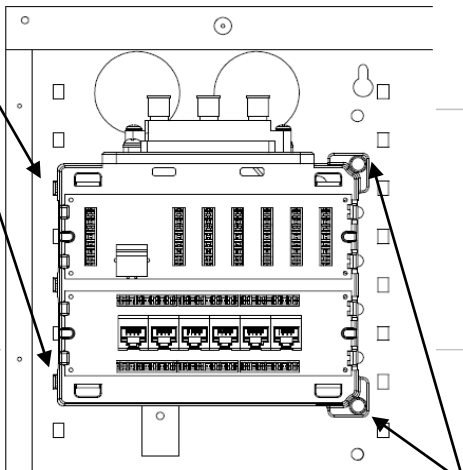
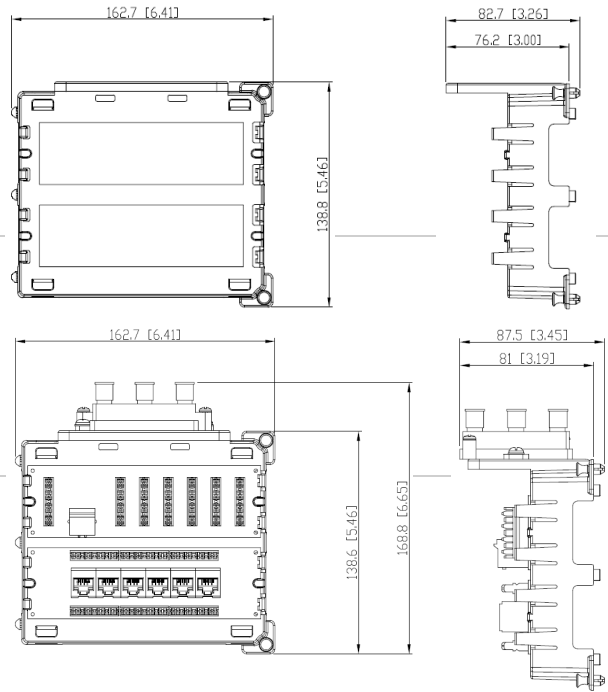


3 Slide mounting tabs into enclosure slots
 Glissez les languettes de montage dans les fentes du boîtier
 Deslice las pestañas de montaje en las ranuras de la carcasa



Push in pins to lock
 Pousser à pins de verrouiller
 Pulse para bloquear **4**

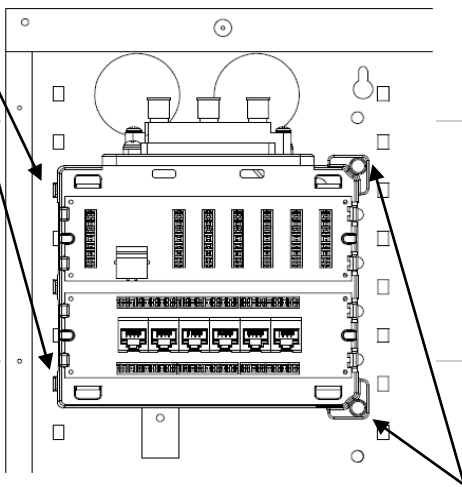


Doc. #IS-1507294 Rev B

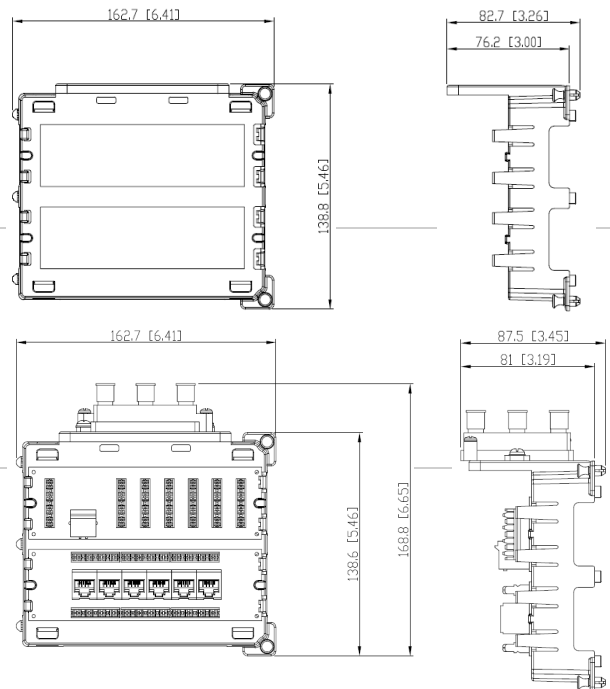
© Copyright 2018 Legrand All Rights Reserved.
 © Copyright 2018 Tous droits réservés Legrand.
 © Copyright 2018 Legrand Todos los derechos reservados.

800.223.4162
 1.877.BY.LEGRAND
www.legrand.us
www.legrand.ca

3 Slide mounting tabs into enclosure slots
 Glissez les languettes de montage dans les fentes du boîtier
 Deslice las pestañas de montaje en las ranuras de la carcasa



Push in pins to lock
 Pousser à pins de verrouiller
 Pulse para bloquear **4**



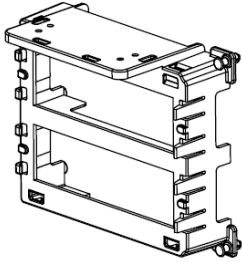
Doc. #IS-1507294 Rev B

© Copyright 2018 Legrand All Rights Reserved.
 © Copyright 2018 Tous droits réservés Legrand.
 © Copyright 2018 Legrand Todos los derechos reservados.

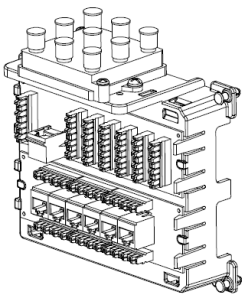
800.223.4162
 1.877.BY.LEGRAND
www.legrand.us
www.legrand.ca

Catalog Number(s) • Numéro(s) de Catalogue • Les Numéros de Catalogue: AC1042, CO1156, CO1166

Country of Origin: Made in Taiwan • Pays d'origine: Fabriqué a Taiwan • Pais de origen: Hecho en Taiwan



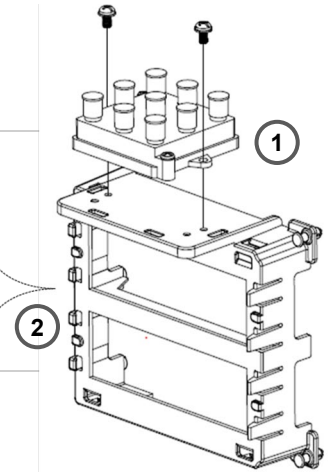
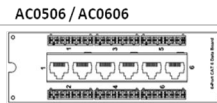
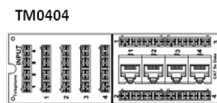
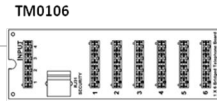
AC1042 - MDU Mounting Bracket (Blank)
 AC1042 - Support de montage MDU (vide)
 AC1042 - Soporte de montaje MDU (blanco)



CO1156 – TRIO Combo Module with Cat5e
 CO1156 - Module combiné TRIO avec Cat5e
 CO1156 - Módulo combinado TRIO con Cat5e

CO1166 – TRIO Combo Module with Cat6
 CO1166 - Module combiné TRIO avec Cat6
 CO1166 - Módulo combinado TRIO con Cat6

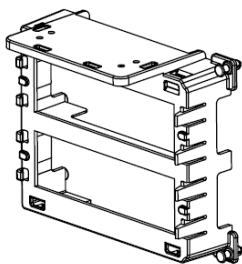
1 Screw splitter to top of mounting bracket
 Séparateur de vis sur le dessus du support de montage
 Atornille el divisor a la parte superior del soporte de montaje



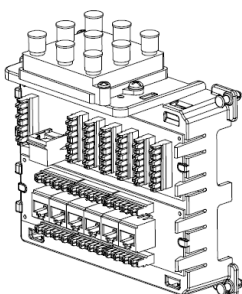
2 Snap modules into mounting bracket
 Accrochez les modules dans le support de montage
 Encaje los módulos en el soporte de montaje

Catalog Number(s) • Numéro(s) de Catalogue • Les Numéros de Catalogue: AC1042, CO1156, CO1166

Country of Origin: Made in Taiwan • Pays d'origine: Fabriqué a Taiwan • Pais de origen: Hecho en Taiwan



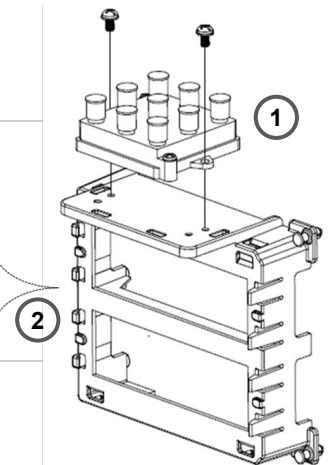
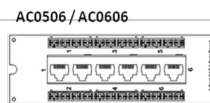
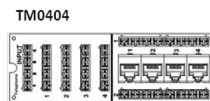
AC1042 - MDU Mounting Bracket (Blank)
 AC1042 - Support de montage MDU (vide)
 AC1042 - Soporte de montaje MDU (blanco)



CO1156 – TRIO Combo Module with Cat5e
 CO1156 - Module combiné TRIO avec Cat5e
 CO1156 - Módulo combinado TRIO con Cat5e

CO1166 – TRIO Combo Module with Cat6
 CO1166 - Module combiné TRIO avec Cat6
 CO1166 - Módulo combinado TRIO con Cat6

1 Screw splitter to top of mounting bracket
 Séparateur de vis sur le dessus du support de montage
 Atornille el divisor a la parte superior del soporte de montaje



2 Snap Modules into mounting bracket
 Accrochez les modules dans le support de montage
 Encaje los módulos en el soporte de montaje