

Indoor / Outdoor

2 through 72 fibers

FIBER

Product Highlights

- REACH & RoHS 2 compliant
- Made in U.S.A.
- All multimode, and singlemode cables (except OM1) utilize bend-insensitive optical fibers
- UV and fungus resistant jacket
- Tight buffered construction
- Easy to strip and terminate
- Each fiber is color coded for easy identification
- Dry, super absorbent polymers (SAPs) eliminate water migration in cable interstices
- Suitable for lashed aerial, duct, underground conduit and indoor plenum applications
- 900um buffered design recommended for easy termination
- Cables with more than 24 fibers have fibers segregated into 12-fiber sub-units

Options

- Enhanced bend insensitive OS2 optical fiber is available (ITU-T G.657.B3 & G.657.A2)
- OM4+ optical fibers with extended 10 gigabit Ethernet distances are available

Applications

- Applications include 10, 40 & 100 gigabit Ethernet, Fibre Channel, Video, Security, Automation
- OM5 supports applications utilizing Short Wave Division Multiplexing (SWDM)

Standards

- ANSI/TIA-568.3-D
- ISO/IEC 11801, 2nd edition
- Telcordia GR-409-CORE

Indoor/Outdoor Tight Buffered (Plenum)

(UL) OFNP c(UL) OFNP FT6

PART NUMBERS BY FIBER COUNT

FI-BERS		62.5 UM OM1	50 UM OM2	50 UM OM3	50 UM OM4	50 UM OM5	8.3 UM OS2
2	2	61460-2	61464-2	61468-2	61894-2	62769-2	61459-2
4	4	61460-4	61464-4	61468-4	61894-4	62769-4	61459-4
6	6	61460-6	61464-6	61468-6	61894-6	62769-6	61459-6
8	8	61460-8	61464-8	61468-8	61894-8	62769-8	61459-8
10	10	61460-10	61464-10	61468-10	61894-10	62769-10	61459-10
12	12	61460-12	61464-12	61468-12	61894-12	62769-12	61459-12
24	24	61460-24	61464-24	61468-24	61894-24	62769-24	61459-24
36	6	62178-36	62179-36	62180-36	62181-36	62770-36	62066-36
48	12	61979-48	61956-48	61959-48	61980-48	62771-48	61480-48
72	12	61979-72	61956-72	61959-72	61980-72	62771-72	61480-72

Optical Specifications


TIA-568.3-D | ISO/IEC 11801, 2nd edition | Telcordia GR-409-CORE

Fiber type	Max. Attenuation (dB/km)		Min OFL Bandwidth (MHz-km)		Min EMBc Bandwidth (MHz-km)		Gb Ethernet distance (m)		10 Gb Ethernet distance(m)	
	850nm (MM)	1300nm (MM)	850nm (MM)	1300nm (MM)	850nm (MM)	1300nm (MM)	850nm (MM)	1300nm (MM)	850nm (MM)	1300nm (MM)
OM1	3.5	1.0	200	500	220	N/A	300	550	33	N/A
OM2	3.0	1.0	700	500	950	N/A	750	550	150	N/A
OM3	3.0	1.0	1500	500	2000	N/A	1000	550	300	N/A
OM4	3.0	1.0	3500	500	4700	N/A	1100	550	550	N/A
OM5*	3.0	1.0	3500	500	4700	N/A	1100	550	550	N/A
		1550nm (SM)	1310nm (SM)	1550nm (SM)	1310nm (SM)	1550nm (SM)	1310nm (SM)	1550nm (SM)	1310nm (SM)	
OS2	0.5	0.5	N/A	N/A	N/A	N/A	> 25,000	> 40,000	10,000 - 25,000	40,000

*OM5 optical fiber tested by glass manufacturer and exceeds the requirements of all applicable industry standards. Hitachi Cable America reserves the right to revise any specifications.

Cable Temperature Ranges

Storage: -40° to 70°C (-40° to 158°F)
 Installation: 0°C to 60°C (32° to 140°F)
 Operating: -40° to 70°C (-40° to 158°F)



DIELECTRIC MATERIALS
 PLENUM

Overall Jacket: Flame-retardant thermoplastic

Tight Buffered

SPECIFICATIONS BY FIBER COUNT

					RECOMMENDED MAXIMUM LOADS					
			CABLE O.D.		INSTALL		OPERATION		CABLE WEIGHT	
FI-BERS	FI-BERS/TUBE	TUBE LAY-OUT	inches	mm	lbs-f	N	lbs-f	N	lbs/1000 ft	kg/1000 m
2	2	x	0.190	4.83	128	570	38	171	12.6	18.8
4	4	x	0.190	4.83	128	570	38	171	13.9	20.7
6	6	x	0.190	4.83	128	570	38	171	15.1	22.5
8	8	x	0.230	5.84	160	712	48	214	20.0	29.8
10	10	x	0.230	5.84	160	712	48	214	21.3	31.7
12	12	x	0.230	5.84	160	712	48	214	22.5	33.5
24	24	x	0.330	8.38	288	1282	86	385	50.2	74.8
36	6	6xCSM	0.639	16.2	600	2670	200	890	159.2	236.9

CSM = Central Strength Member

Mechanical Specifications

- Bend radius, no load = 10x cable overall diameter
- Bend radius, load = 15x cable overall diameter



FIBER

Features


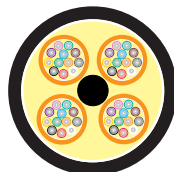
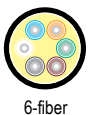

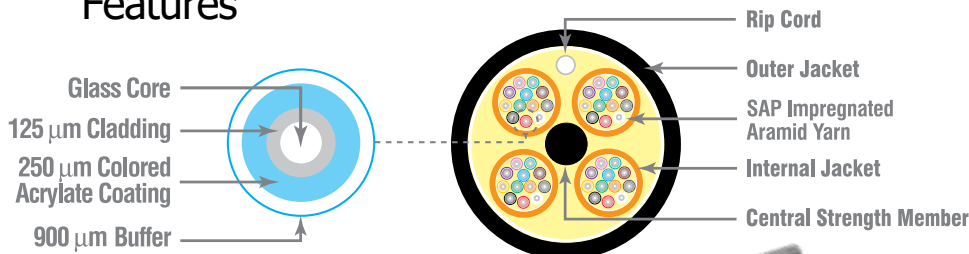


Photo is for representation purposes only.

Diagram scale approx. 3:1