

Indoor

UTP

Copper

Product Highlights

- REACH & RoHS 2 compliant
- Made in U.S.A.
- UL Verified
- Low Smoke Plenum construction
- Tested from 1 to 400 MHz
- CMR-LSZH version offers a halogen free design for improved environmental performance

Packaging

- 1,000 feet (305 m)
- Reverse sequential footage markings standard on each 1,000 foot package
- Unit/pallet: 32 Reels
CMP Carton Weight (lbs): 23.66
CMP Product Weight (lbs): 20.36
*weight may vary, call for CMR information

Options

- CMP-50 rated cables available
- Reel-in-a-box available for Plenum

Applications

- Including:
 - Gigabit Ethernet (IEEE 802.3ab)
 - 100 Mbps Ethernet (IEEE 802.3u)
 - 1000 Mbps ATM
 - 622 Mbps ATM
 - 15W PoE (IEEE 802.3af)
 - 30W PoE+ (IEEE 802.3at)
 - 60W PoE++ (IEEE 802.3bt Type 3)
 - 100W PoE++ (IEEE 802.3bt Type 4)

Temp. Range

- Storage Temperature
-40°C to +60°C
(-40°F to +140°F)
- Installation Temperature
0°C to +60°C
(+32°F to +140°F)
- Operation Temperature
-20°C to +75°C
(-4°F to +167°F)

Category 5e UTP (Plenum)

c(UL)us Listed Type CMP (NFPA 262), CSA Type FT6

PART #	# OF PAIRS	CALCULATED CABLE O.D.		CABLE WEIGHT	
		inches	mm	lbs/1000 ft	kg/305 m
39419-8-XXY	4	0.18	4.57	20.36	9.24

Category 5e UTP (Riser)

c(UL)us Listed Type CMR (UL 1666), CSA Type FT4

PART #	# OF PAIRS	CALCULATED CABLE O.D.		CABLE WEIGHT	
		inches	mm	lbs/1000 ft	kg/305 m
38696-8-XXY	4	0.17	4.55	17.86	8.10

Building a Part Number

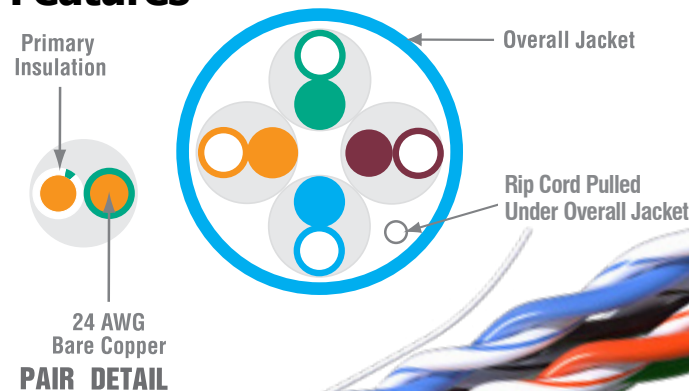
Base Part Number Ex.	No. of Conductors	Jacket Color	Reel Type
39419	8	XX	Y

Jacket Colors (XX):

Black (BK); Blue (BL); Brown (BR); Gray (GA); Green (GR); Red (RD); White (WH); Violet (VI); Yellow (YE) Reel Type (Y):

Reel Type (Y):

Features



DIELECTRIC MATERIALS

PLENUM

Primary Insulation: Plenum-rated fluoropolymer
Overall Jacket: Low-smoke, flame-retardant thermoplastic

RISER

Primary Insulation: Polyolefin
Overall Jacket: Flame-retardant Thermoplastic

Hitachi Cable America reserves the right to revise any specifications.

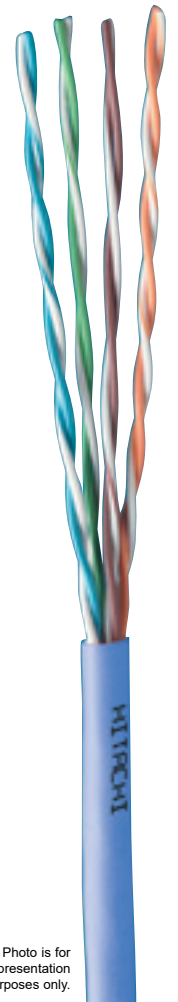
Cat 5e

Transmission Specifications

ANSI/TIA-568.2-D Category 5e Verified
ISO/IEC 11801, 2nd ed. Class D Compliant


Freq. (MHz)	Ins. Loss		NEXT		PSNEXT		ACR		PSACR		ACRF		PSACRF		Return Loss	
	Std.	Max.	Std.	Min.	Std.	Min.	Cal.	Min.	Cal.	Min.	Std.	Min.	Std.	Min.	Std.	Min.
1	2.0	2.0			62.3	62.3	63.3	63.3							20.0	20.0
4	4.1	4.1			53.3	53.3	52.2	52.2							23.0	23.0
8	5.8	5.8			48.8	48.8	46.0	46.0							24.5	24.5
10	6.5	6.5			47.3	47.3	43.8	43.8							25.0	25.0
16	8.2	8.2			44.2	44.2	39.0	39.0							25.0	25.0
31.25		11.7			39.9	39.9	31.2	31.2							23.6	23.6
62.5					35.4	35.4	21.4	21.4							21.5	21.5
100					32.3	32.3	13.3	13.3							20.1	20.1
155*	-		-		-	29.4	4.4	4.4	1.4	1.4	-		-		-	18.8
200*	-		-		-	27.8	-	-	-	-	-		-		-	18.0
250*	-		-		-	26.3	-	-	-	-	-		-		-	17.3
400*	-		-		-	23.3	-	-	-	-	-		-	8.8	-	15.9

*Frequencies beyond the TIA and ISO requirements are for information only. All values are dB/100m.



Copper

Photo is for representation purposes only.



Electrical Characteristics

Input Impedance:	100 ± 15Ω (1.0 to 100 MHz)
Maximum Resistance Unbalance:	5%
Maximum Capacitance Unbalance:	330 pF/100 meters
Maximum Delay Skew:	45 ns/100 meters
Nominal Velocity Of Propagation (Nvp):	70%, Plenum 68%, Riser
Voltage Rating:	300 Volts

Cable Ampacity Chart							
Bundle Size	1	2-7	8-19	20-37	38-61	62-91	92-192
Cable Temp	75°C	75°C	75°C	75°C	75°C	75°C	75°C
24 AWG	2.0	1.4	1.0	0.7	0.6	0.5	0.4

The table above is derived from the one approved by the National Fire Protection Agency and used in the National Electrical Code, NFPA-70. The complete table can be found in sections 725.144 and 800 Communication Circuits of the code. The table identifies the ampacity of each conductor (in amperes) in a 4-pair Class 2 or Class 3 data cable. Ambient temperature used for development of the table is 30°C (86° F) with all conductors in all cables carrying current. The table is based on 60°C (140°F), 75°C (167°F) and 90°C (194°F) rated cables. All cable temps are operational temp ratings. Cables with temp ratings above 90c would deliver additional power handling capacity.