

4

3

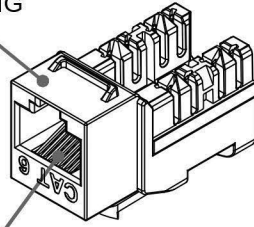
2

1

ISOMETRIC VIEW

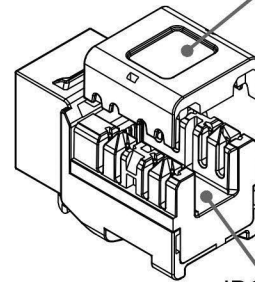
JACK HOUSING

INSERT MODULE

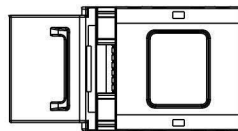
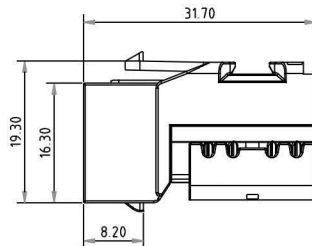
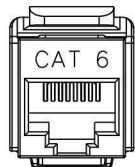
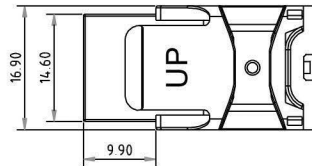


WIRE CAP

IDC MODULE



ASSEMBLY DIMENSION



COMPONENTS

ITEM	PART NAME	Q'TY
4	IDC MODULE	1
3	WIRE CAP	1
2	INSERT MODULE	1
1	JACK HOUSING	1

REVISIONS				
ZONE	REV	DESCRIPTION	DATE	Drawn
	A	EG11040	07/18/11	Allan
	B	ECN ME12084, E LOGO UP E-JACK	03/20/12	Allan

TRANSMISSION PERFORMANCE

Meet all requirements specified in channel requirement of ANSI/TIA-568-C.2 Cat.6

ELECTRICAL

Electrical Insulation Resistance : 500 MΩ min. @ 100V d.c

Dielectric Withstanding Voltage : 1000V d.c. or a.c. Peak Contact to Contact @ 60Hz for 1 minute.

MECHANICAL

Insertion / Extraction Life : 750 Cycles Minimum

IDC Wire Gauge : 22 ~ 24 AWG

PHYSICAL

Housing : High-Impact, Flame-Retardant Plastic, UL 94V-0

Spring Wire : Phosphor Bronze Alloy Plated With 50 micro-inch of Gold

IDC : Phosphor Bronze Alloy With 100 micro-inch 100% Sn Alloy

UNLESS OTHERWISE SPECIFIED:
TOLERANCES

INCH	MM	ANGULAR
.X ± .016	.X ± 0.2	X ± 1°
.XX ± .008	.XX ± 0.1	.X ± .5°
XXX ± .004		

PROJECT ID

FILE

DATE

MATERIAL

DRAWN

Allan

06/23/11

SURFACE

CHECK

FINISH

APPROVED

CATEGORY 6 KEYSTONE JACK

SIZE
A4

DRAWING NUMBER

PART NUMBER

44-678C6-XX

REV

B

SCALE

UNIT

mm

SHEET

1 OF 1