




## **SPEAKER MOUNTS**

**Universal speaker mounts  
are ideal for mounting  
home theater systems to  
walls or ceilings**


These speaker mounts are designed to fit most any speaker mounting need. Three pivot points allow perfect aiming of each speaker and an extension allows mounting to the ceiling. But the features that really make this mount stand out are the geared pivot points which lock permanently in place and the matching cover pieces that hide the mounting hardware for a clean, seamless look.

### FEATURES & BENEFITS

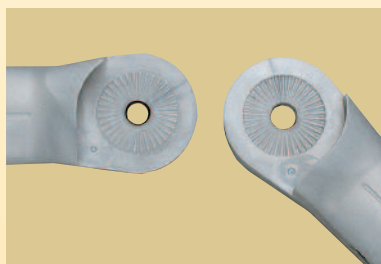
- WMS3 speaker mounts are designed to be used on walls and ceilings
- Nylon hardware caps keep WMS3 wall mounts looking clean
- Fits most small satellite speakers
- Three color options (silver, black and white) provide a perfect match for any home theater
- Adjustable interlocking gear hinges provide strength and stability
- Perfect for indoor or outdoor use



Includes both single-hole and dual-hole brackets



Hardware caps hide adjustment and mounting hardware



Unique knurled fitting prevents slippage and adds security



Use with extension for ceiling mount

### PACKAGE CONTENTS

- Two speaker mounts
- Two extensions
- Two 2-bolt mounting plates
- Two 1-bolt mounting plates
- Decorative caps
- Allen wrench
- Assembly hardware & instructions


### SPECIFICATIONS

- Maximum speaker capacity: 8 lbs. (3.6 kg)
- 2-bolt speaker mount: 3.25" w x 1.25" h (8.25 cm x 3.175 cm)
- 1-bolt speaker mount: 1.25" w x 1.15" h (3.175 cm x 3 cm)

### Speaker Wall/Ceiling Mounts



WMS3b - Black



WMS3s - Silver



WMS3w - White



**Proper speaker placement for home theater**

Front and center speakers—  
Place as close as possible to the same height, at or near ear level.

Surround speakers—  
Place slightly behind and above ear level facing horizontally (not down at the listener).  
Source: www.dolby.com