

Description

Altronix T1VK3F4 kit consists of Trove1 enclosure, TV1 VertX®/Altronix backplane with one (1) 12 or 24VDC @ 6A power supply/charger, one (1) voltage regulator and one (1) dual input fused power distribution module. This kit also accommodates up to two (2) HID VertX® modules for up to four (4) doors in a single enclosure. Trove simplifies board layout and wire management, reduces installation time and labor costs.



T1VK3F4


VertX/Aero modules sold separately

Key Features

- 12 or 24VDC power supply/charger.
- Accommodates up to two (2) VertX® V100, V200, V300, V1000, V2000 or Aero X100, X200, X300, X1100 modules.
- Convenient knockout configuration:
 - One (1) double knockout
1.948" (1-1/2" Conduit) / 1.701" (1-1/4" Conduit).
 - Nine (9) double knockouts
1.362" (1" Conduit) / 1.115" (3/4" Conduit).
- 16 AWG galvanized steel backplane simplifies board layout and wire management.
- Supervision
 - AC Fail
- Supervision (*cont'd*)
 - Low Battery and Battery Presence
 - Low power shutdown.
- Agency Listings:
 - All Altronix components of this Trove kit are UL Listed sub-assemblies. Please refer to the Sub-Assembly Installation Guides for further information.
 - UL: UL294 - Access Control System.
 - cUL: CAN/ULC - s319-05 - Electronic Access Control Systems.
 - CE European Conformity.
- Enclosure accommodates up to two (2) 12VDC/7AH batteries.
- Lifetime Warranty*.

*Altronix Power Supply/Chargers and Sub-Assemblies only

Accessories (order separately)



LINQ2

LINQ2 - Network Supervision

Altronix LINQ2 Network Communication Module provides remote supervision, control and monitoring over LAN/WAN

- Remotely reports accurate power diagnostics
- Controls power and resets devices
- Reports system diagnostics via Email



WM5

WM5, WM25, WM100 - Magnetic Cable Tie Mounts

Altronix WM5, WM25, and WM100 are packs of 5, 25 or 100 magnetic cable tie mounts respectively. They accommodate standard zip ties or velcro straps. These are ideal for wire management in our Trove series.



Mounting Magnet

MM4, MM8, MM12, MM24 - Magnetic Mounting Solution

Altronix mounting magnets accommodate screws and nylon standoffs to allow for mounting various boards/ accessories in any metal enclosure or backplane.

T1VK3F4

Access & Power Integration Solution

Specifications

eFlow 6NB Power Supply/Charger:

Input

Voltage	120VAC, 60Hz, 3.5A max.
Input Fuse	5A/250V.

Outputs

Voltage	12VDC or 24VDC selectable.
Current	6A continuous max.
Auxiliary	Power-limited @ 1A (unswitched).
Other	Overvoltage protection. Filtered and regulated.

Back-up Battery *(not included)*

Type	Sealed lead acid or gel type.
Fuse Rating	10A/32V.
Failover	Upon AC loss, instantaneous.

Fire Alarm Disconnect

Supervised	Latching or non-latching.
EOL	10K Resistor.

Supervision

AC Failure	Form "C" contacts.
Battery	Form "C" contacts.

Low DC Power Shutdown

Shuts down DC output terminals if battery voltage drops below 71-73% for 12V units and 70-75% for 24V units (depending on the power supply). Prevents deep battery discharge.

Indicators (LED)

Input	120VAC is present.
DC Output	Powered.

Voltage Regulator (VR6):

Input

Voltage	24VDC from eFlow6NB.
---------	----------------------

Output

Voltage	12VDC.
Current	6A continuous.
Other	Surge suppression.

Indicators (LED)

Input	24VDC is present.
Output	Powered.

Dual Input Power Distribution Module (PDS8):

Input

Voltage	12VDC from VR6 and 24VDC from eFlow6NB.
Input Fuse	10A/32V.

Outputs

Voltage	12VDC and/or 24VDC.
Any of the eight (8) power outputs are selectable to follow power Input 1 or Input 2.	
Individual outputs may be set to OFF position for servicing.	

Outputs Ratings

Fuses	3A/32V.
-------	---------

Indicators (LED)

DC Output	Eight (8) individual output LEDs.
Green:	12VDC
Red:	24VDC.

T1VK3F4 Kit:

Agency Listings

All components of this Trove kit are UL Listed sub-assemblies. Please refer to the corresponding Sub-Assembly Installation Guides for further information.

CE European Conformity.

Physical and Environmental

Dimensions (H x W x D)

18" x 14.5" x 4.62" (457.2mm x 368.3mm x 118.0mm).

Weight (approx.)

Product	15.5 lb. (7.0 kg).
Shipping	19.5 lb. (8.9 kg).

Temperature

Operating	0°C to 49°C (32°F to 120°F).
Storage	-20°C to 70°C (-4°F to 158°F).

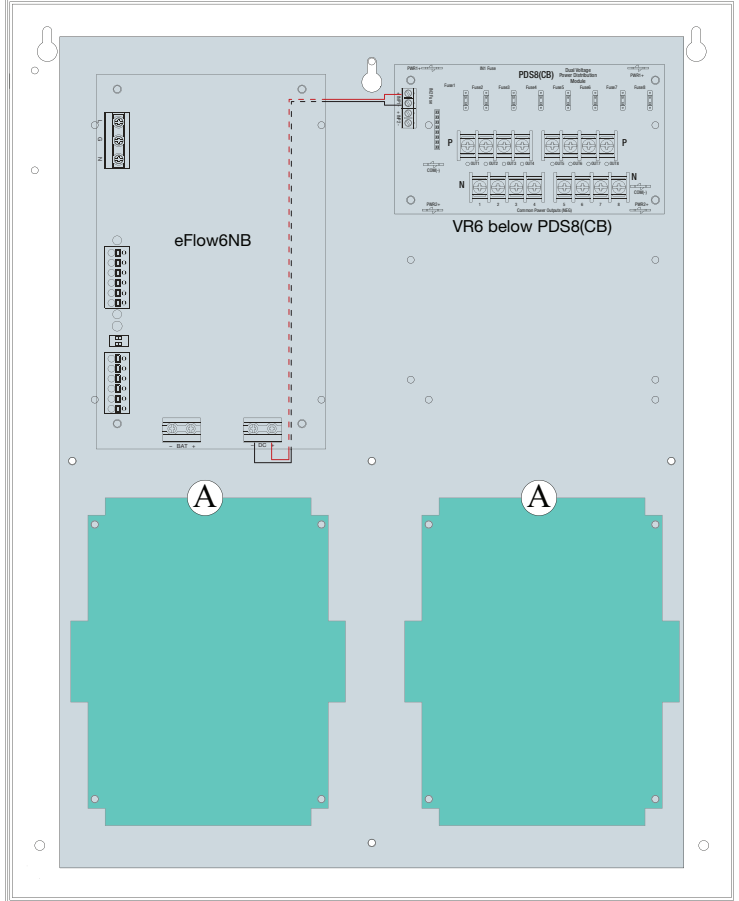

Relative Humidity 85% +/-5%.

BTU/Hr (approx.):

12VDC:	40 BTU/Hr.
24VDC:	77 BTU/Hr.

Access Controller Position Chart for the Following Models:

HID VertX / Aero	Pem Mounting
V100, V200, V300, V1000, V2000, X100, X200, X300, X1100	Ⓐ



T1VK3F4 Access & Power Integration Solution

