

Trove1M1WP

Outdoor Access & Power Integration Solution for Mercury



Altronix Trove1M1WP Access and Power Integration Solution is a NEMA 4/IP 66 Rated outdoor enclosure with TM1X backplane that lets you easily integrate Altronix power with Mercury* access controllers and accessories. Trove simplifies board layout and wire management, reduces installation time and labor costs.

*Also compatible with these authentic Mercury partners:

AccessNsite, Avigilon, BadgePass, BluBox, Feenics, Genetec, Identocard, IMRON, Johnson Controls, Kastle, Keri Systems, Lenel/S2, LockState, Maxxess, Midpoint Security, NLSS, Open Options, Panasonic Video Insight, Quintron, RS2, Schneider Electric, Vanderbilt



Trove1M1WP

* Boards not included



Trove1WP Enclosure + TM1X Backplane Features

- Accommodates the following controllers with or without Altronix power/accessories:
 - Mercury: LP1501, MR62e, MR50, LP1502, LP4502, MR52, MR16IN, MR16OUT, LP2500, MUX8
 - Altronix Power Supply
 - Altronix Sub-Assemblies
- Includes Altronix WP2 NEMA 4/IP 66 Rated outdoor enclosure and one (1) removable TM1X backplane.

Agency Listings

CE European Conformity.

Features

- Simplifies board layout and wire management
- Accommodates up to two (2) 12VDC/7AH batteries

Features (cont'd)

- Hot compression molded, halogen free, self extinguishing fiberglass reinforced polyester.
- Stainless steel continuous hinge and stainless steel padlockable latches.
- Integral flanges simplify wall or pole mounting.
- Includes mounting hardware

Dimensions (H x W x D):

17.53" x 15.3" x 6.67" (445.3mm x 388.6mm x 169.4mm)

Weights:

Product - 13.0 lb. (5.90 kg)

Shipping - 14.5 lbs. (6.58 kg)

TM1X Backplane Features

- Accommodates the following controllers with or without Altronix power/accessories:
 - Mercury: LP1501, MR62e, MR50, LP1502, LP4502, MR52, MR16IN, MR16OUT, LP2500, MUX8
 - Altronix Power Supply
 - Altronix Sub-Assemblies

- Backplane features:
 - Simplifies board layout and wire management
 - 16 AWG galvanized steel

Dimensions (H x W x D):

14.875" x 12.875" x 0.3125" (377.8mm x 327mm x 8mm)

Weights:

Product - 2.75 lbs. (1.25 kg)


Shipping - 3.45 lbs. (1.56 kg)

Trove1M1WP

Outdoor Access & Power Integration Solution for Mercury



Accessories (order separately)



PMK2

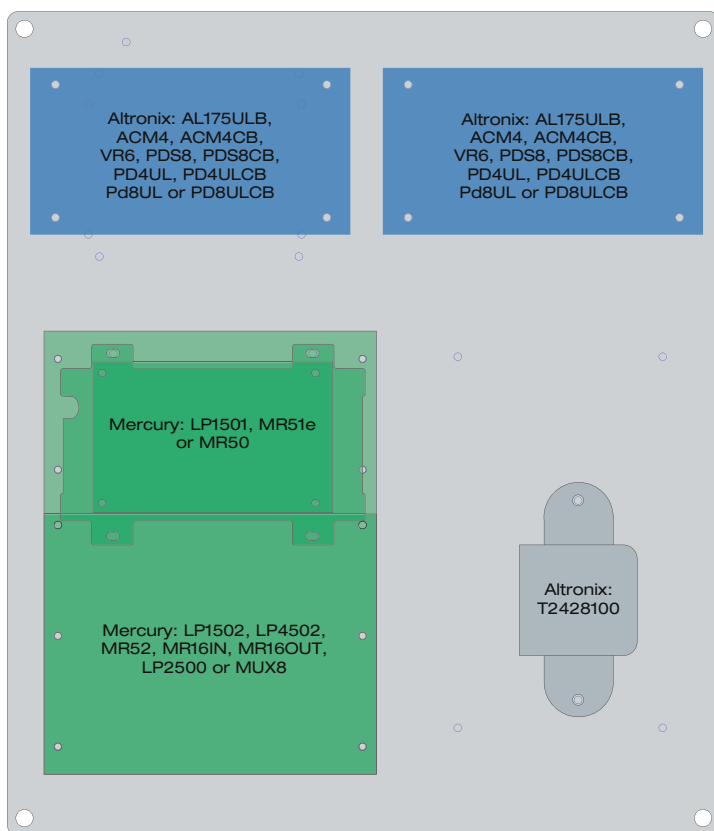
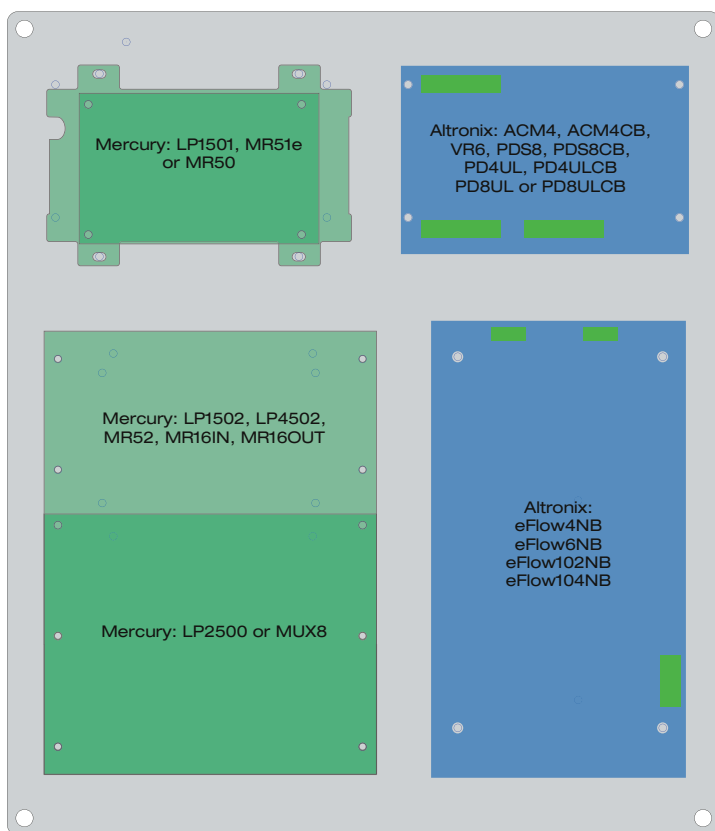
PMK2 Pole Mount Kit (order separately)

PMK2 pole mount kit is designed to simplify installation of outdoor units. It accommodates 2" - 8" (diameter) poles.


Kit includes:

- Two (2) powder coated steel mount brackets.
- Four (4) stainless steel bolts and lock washers.
- Two (2) wormgear quick release straps.

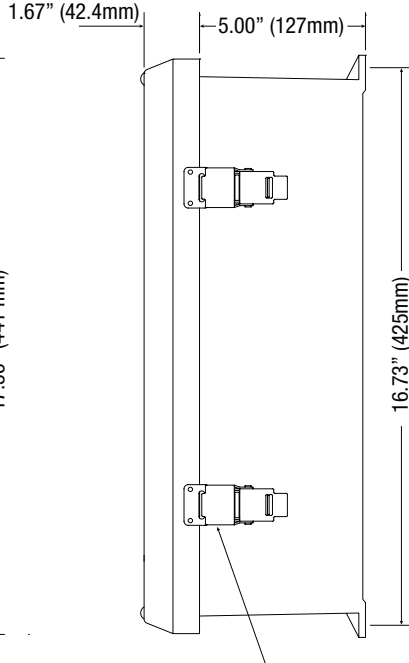
Access Controller Positions for the Following Models:



FRONT VIEW

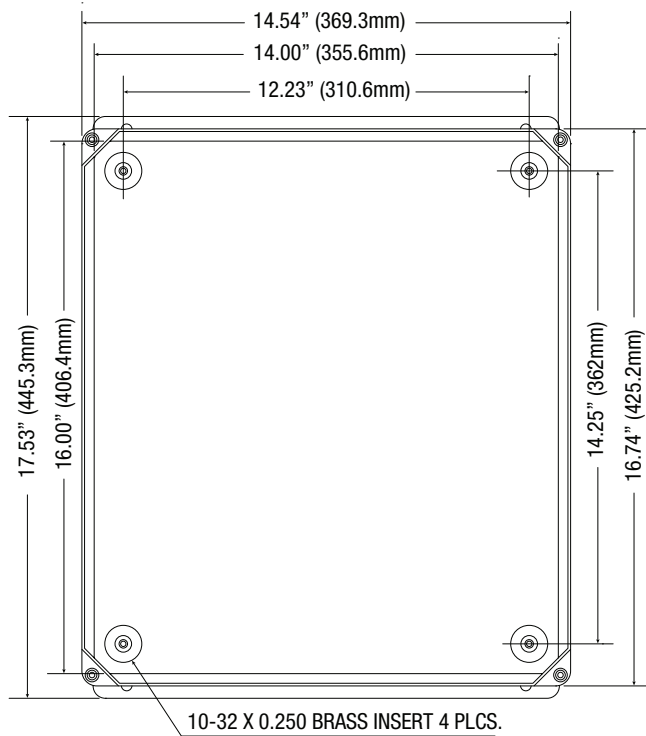


RIGHT SIDE VIEW

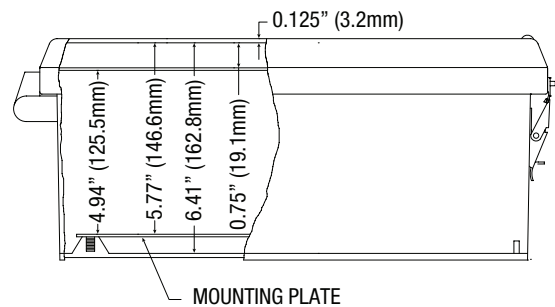


316 STAINLESS STEEL PADLOCK LATCH
ATTACHED WITH RIVETS. Ø 0.375 PADLOCK EYE

FRONT VIEW COVER REMOVED



SECTION A-A



END VIEW

