

1. SUMMARY

The patented Primex Rail Mounting System (RMS) includes the plate and brackets, and mounts components and accessories easily in the P2100, P3000, P4200, P6300, and PR1500 SOHO Pro™ Media Panels.

The durable plate snaps into place quickly via the pushpins while the toolless brackets hold components securely for versatile component configuration.

Available as individual pieces or as a kit.

2. DIMENSIONS

H 7" or 10" / W 13.25" / D 0.5"

3. FEATURES & BENEFITS

- Patented plate and bracket system for quick and easy component mounting inside Primex P2100, P3000, P4200, P6300, and PR1500 Media Panels.
- Toolless brackets securely hold modems, ONTs, UPS' and component management accessories.
- Single (RMB), double (RMB2), and keyhole (RMK) brackets to configure and/or stack almost any component.
- Lightweight and easy to install with snap-in pushpins.

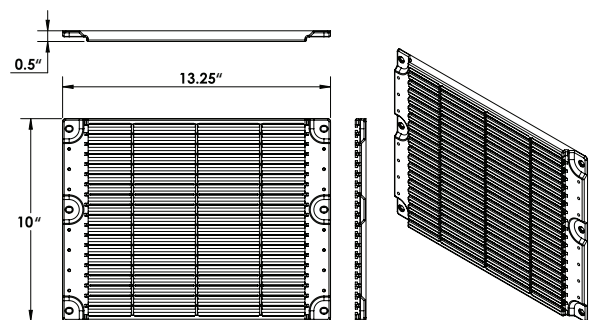


4. CONFIGURATIONS

Part #	Description
125-1164	RMP - 7" Rail Mounting Plate (1pc)
125-1165	RMP - 10" Rail Mounting Plate (1pc)
125-1213	RMB - Rail Mount Bracket (6pc)
125-1214	RMB2 - Dual Rail Mount Bracket (6pc)
125-1338	Rail Mount Keyhole (1pc)
Kits:	
125-1655	7" RMP w/RMB2(x2), pushpins (x10)
125-1656	7" RMP w/RMB(x2), pushpins (x10)
125-1657	7" RMP w/RMK(x2), pushpins (x10)
125-1658	10" RMP w/RMB2(x4), pushpins (x10)
125-1659	10" RMP w/RMB(x4), pushpins (x10)
125-1660	10" RMP w/RMB2(x2)/RMK(x2), pushpins(x10)



RAIL MOUNTING PLATE (RMP)

The RMP combined with mounting brackets offers the quick and easy installation of components.



RMP (10" model shown)

BRACKET MOUNTING VIDEO:



FOR MORE INFORMATION CONTACT:

1.604.881.7875 1.604.881.7835

www.primex.com [f](#) [t](#) [in](#) [o](#) [y](#)