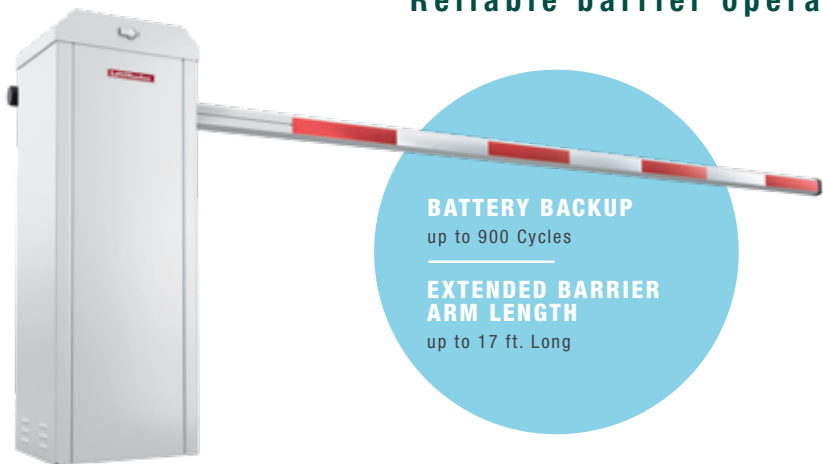


MA/MAT HIGH-TRAFFIC DC BARRIER GATE OPERATOR

Reliable barrier operator for heavy-traffic applications.



MAT

BATTERY BACKUP
up to 900 Cycles

EXTENDED BARRIER ARM LENGTH
up to 17 ft. Long

RELIABLE

HEAVY-DUTY DC MOTOR PERFORMS IN THE MOST DEMANDING APPLICATIONS.

BATTERY BACKUP SAFEGUARDS YOUR PROPERTY, PROVIDING 900 CYCLES WHEN THE POWER IS DOWN.

SMOOTH START/STOP OPERATION EXTENDS LIFE OF OPERATOR.

MAGNETIC LIMIT SENSORS ARE DESIGNED FOR HIGH-CYCLE APPLICATIONS.

SURGE SUPPRESSION PROVIDES INDUSTRIAL SURGE AND LIGHTNING PROTECTION.

WARRANTY OF 10 YEARS FOR ALUMINUM FRAME AND 2 YEARS FOR PARTS.

SMART

SAMS (SEQUENCED ACCESS MANAGEMENT SYSTEM) PROVIDES CONTROL BETWEEN BARRIER AND SLIDE/SWING GATE OPERATOR TO MAXIMIZE TRAFFIC FLOW.

AUXILIARY PROGRAMMABLE RELAY MAKES ADDING ADDITIONAL ACCESSORIES EASY.

MULTI-VEHICLE MEMORY ALLOWS BARRIER ARM TO REMAIN OPEN UNTIL ALL PREAUTHORIZED VEHICLES PASS THROUGH.

SAFE AND SECURE


FIRE-DEPARTMENT COMPLIANCE ALLOWS GATE TO AUTO-OPEN UPON LOSS OF AC POWER OR BATTERY DEPLETION.

BREAKAWAY ARM CAN BE EASILY REINSTALLED IF ARM IS HIT.

ANTI-TAILGATE QUICKLY SECURES PROPERTY, PREVENTING UNAUTHORIZED ACCESS.

SECURITY+ 2.0® SAFEGUARDS ACCESS WITH AN ENCRYPTED TRI-BAND SIGNAL TO VIRTUALLY ELIMINATE INTERFERENCE AND OFFER EXTENDED RANGE.

RECOMMENDED ACCESSORIES:



LED BARRIER ARM
Aluminum arm with integrated red LED light and DOT tape provides exceptional visibility 24 hours a day.

MALED12/MALED17




HEAVY-DUTY RETRO-REFLECTIVE PHOTO EYE
Rated up to a 40-foot sensing distance and 24-240VAC/DC, non-monitored.

AOMRON



RED/GREEN TRAFFIC LIGHT
Assures safe entering and exiting by indicating door status.

RGL24LY



LOW-POWER LOOP DETECTOR
Automatic sensitivity settings for ease of vehicle detection. Power-efficient design for max. cycles on battery backup.

LD7LP



COMMERCIAL ACCESS CONTROL RECEIVER
Standalone commercial receiver with Security+ 2.0 and IP44 housing designed for outdoor environments; can program up to 1,000 remotes for your parking or commercial applications.


STAR1000

OPTIONAL ACCESSORIES:



CONNECTED ACCESS PORTAL, HIGH CAPACITY
Cloud-based access control for residents and guests.

CAPXL



CONNECTED ACCESS PORTAL, 2-DOOR CONTROLLER
Cloud-based, credentialed access control.

CAP2D



MA

BASE DIMENSIONS:

MA	41.03" H x 16.37" W x 13.50" D
MAT	41.95" H x 14.46" W x 13.79" D

OPERATOR WEIGHTS (WITHOUT ARM):

Mega Arm Pedestal (MADCBB3)	89 lbs.
Mega Arm Tower (MATDCBB3)	113 lbs.

MECHANICS



- **24VDC/800 RPM** Continuous-Duty Motor
- **1/2 HP** Equivalent
- **Gear Reduction** 60:1 Reducer in Synthetic Oil Bath
- **Chassis:** Powder-Coated 1/4 in. Aluminum Alloy

LED BARRIER ARM SPECIFICATIONS



- **Arm Material:** Aluminum
- **Operating Voltage:** 12VDC
- **Lamp Type:** LED 2528 IP68 Silica Gel Filled
- **Color:** Red/White
- **Power:** 14.4 W/m
- **UL Listed:** UL 325 and UL 991—Class I, II, III and IV
- **Warranty:** 6-Month Limited

TEMPERATURE SPECIFICATIONS

-13°F (-25°C) to 140°F (60°C)

MALED12	12 ft. x 3 in. x 2-1/4 in.; 17 lbs. (10 ft. 9-3/4 in. Installed)
MALED17	17 ft. x 3 in. x 2-1/4 in.; 25 lbs. (14 ft. Installed)

POWER

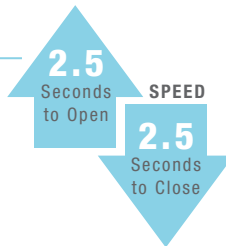


- **120V** Applications
- **220V** Optional
- **Accessory Power** 24VDC 500 mA

COMMERCIAL-GRADE DESIGN



- **Cover:**
MA—UV-Resistant Polyethylene
MAT—Full Aluminum Cabinet
- **UL® 325 and UL 991:** Class I, II, III and IV
- **Recommended Capacities:**
Max. Arm Length—9–17 ft. Aluminum or PVC Arm
Cycles—6,000/Day



ADDITIONAL ARM OPTIONS.

ALUMINUM

- MA024-10RDOT—Red/White Stripe Articulating Arm (10-ft. Arm Length)
- MALED12—Red/White LED Arm (12-ft. Arm Length)
- 50-ALMARMDOT—Red/White Stripe (15-ft. Arm Length)
- MALED17—Red/White LED Arm* (17-ft. Arm Length)
- MA116RDOT—Red/White Stripe** (17-ft. Arm Length)

PVC

- MA034RDOT—Red/White Stripe Articulating Arm (9-ft. Arm Length)

*Requires Counterweight MALEDCW
**Requires Counterweight MA117

FEATURES.

STANDARD

BUILT-IN 110V CONVENIENCE OUTLET

- Simplifies Adding or Powering Up Accessory Devices and Saves the Expense of Having to Add an Extra Outlet

UNIVERSAL CONTROLLER WITH 8 INPUTS

- Allows for the Connection of a Full Range of Optional External Devices

OPTIONAL

SLIP CLUTCH (MA005C)

- Allows Arm to Be Manually Pushed Open without Damaging the Gearbox or Sheer Pins; Arm Automatically Resets to Normal Closed Position upon Receiving Activation

RIGHT- OR LEFT-HANDED OPERATION

- Provides Flexibility to Fit your Application and Ease of Installation

850LM RADIO RECEIVER

- Universal Receiver for Commercial Applications
- Virtually Eliminates Interference and Improves Range to Access Your Home or Facility

HEATER (MA201/UN201)

- Maintains a Suitable Temperature Inside the Operator When Reaching Below 32°F; 150 W (MA Only) or 500 W (MAT Only)



SUPPORT.



For Support Tools and Training Videos, Visit LiftMasterTraining.com

For More Information on Gate Operators, Visit LiftMaster.com/UL325Gates

To Find the Right Perimeter Access Solution for You, Visit LiftMaster.com/Solution-Generator



Sales Support: **800.282.6225**
Technical Support Center: **800.528.2806**
To Order: **800.323.2276**