



TALKAPHONE

ETP-SM-1 SURFACE MOUNT ACCESSORY



DESIGNED TO MOUNT ANY TALKAPHONE FLUSH MOUNT CALL STATION INDOORS OR OUTDOORS AND IDENTIFY THE LOCATION OF A CALL STATION WITH HIGH REFLECTIVE LETTERING ON BOTH SIDES. THE UNIT IS CONSTRUCTED OF DURABLE STAINLESS STEEL, CAPABLE OF WITHSTANDING HARSH ENVIRONMENTS.

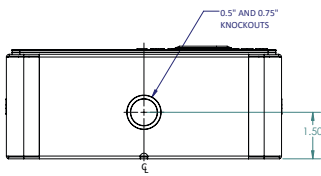
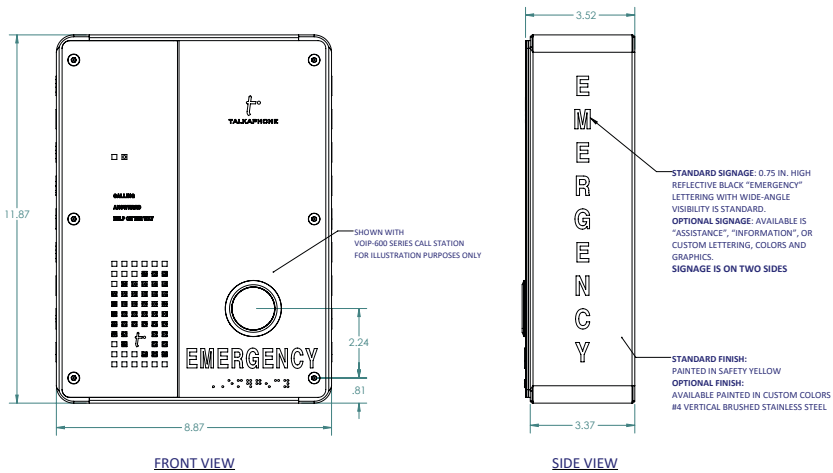
FEATURES

- Durable housing for mounting a call station outdoors on a wall, pole or kiosk
- Slim design hugs faceplate for optimal space saving
- 16GA (.0625 in.) stainless steel
- Vandal-resistant stainless steel construction
- Designed to resist extreme weather conditions
- A variety of signage, graphics and color choices are available

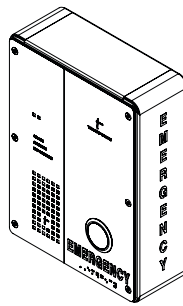
ETP-SM-1 Surface Mount	
Construction:	16GA (.0625 in.) stainless steel
Dimensions (W x H x D):	Front Panel: 8.87 x 11.87 x 3.37 in. (225 x 301 x 85 mm)
Weight:	4.35 lbs.
Lettering:	A variety of signage, graphics and color choices are available
Mounting:	Mounts to a wall or straps to a pole or kiosk
Shown With:	VOIP-500E Call Station

DIMENSIONAL DRAWING

All dimensions are in inches and are provided for reference only.



BOTTOM VIEW



TALKAPHONE

THE LEADERS IN SECURITY AND LIFE SAFETY COMMUNICATIONS

7530 North Natchez Avenue
Niles, Illinois 60714

Tel: 773-539-1100
Email: info@talkaphone.com
Web: www.talkaphone.com

Custom Signage:

Custom signage is available in a variety of languages.

Colors

Safety yellow painted stainless steel is standard. Available in custom colors or brushed stainless steel.