



COMMUNICATIONS FOR TODAY ... AND TOMORROW.

Tek-CARE® NC150, NC200 Nurse Call System

Submittal Package

as of 6/07/2021

www.tektone.com

Phone: 828.524.9967
Toll-Free: 800.327.8466
Sales: Option 2
Tech Support: Option 3

324 Industrial Park Road
Franklin, NC 28734
tektone@tektone.com
Fax: 828.524.9968

Copyright © 2021 TekTone® Sound & Signal Mfg., Inc., All rights reserved.

No part of these publications may be copied without the express written permission of TekTone® Sound & Signal Mfg., Inc. The contents of these specification sheets are furnished for informational use only, are subject to change without notice, and should not be construed as a commitment by TekTone® Sound & Signal Mfg., Inc. TekTone® Sound & Signal Mfg., Inc. assumes no responsibility or liability for any errors or inaccuracies that may appear in this documentation.

TekTone, the TekTone logo, Tek-ALERT, Tek-BRIDGE, Tek-CALL, Tek-CARE, TekCD, Tek-CHECK-IN, Tek-COM, Tek-ENTRY, Tek-GUARD, Tek-MICRO, Tek-MMARS, Tek-PAGING, Tek-SAFE and Tek-STATUS are either registered trademarks or trademarks of TekTone® Sound & Signal Mfg., Inc. in the United States and/or other countries. All other trademarks are the property of their respective owners.

Features

- Routine audible-visual signaling
- Emergency audible-visual signaling
- Voice communication and monitoring
- Push button operation
- Nurse-follow capability
- Modular design
- Integrated circuit technology

Description

The basic Tek-CARE®NC150 series Audio/Visual Nurse Call System consists of patient calling stations; emergency call stations; a master intercom/annunciator station including amplifier, dome lights, zone lights; and reliable, solid-state control and power supply equipment. The flexible, modular design permits simple, customized installation.

Emergency signals are distinctively identified by a rapid pulsating of all visual and audible signals associated with the calling station. If routine and emergency calls are present simultaneously, emergency signaling is given precedence. Emergency audible signals can only be canceled at the point of origin.

Sensitive two-way voice communication, Nurse Follow, Tone-Off, and Tone Call functions are push button selected.

Optional equipment is available to provide for staff stations, duty stations, remote visual annunciator, master handset, and a third priority level annunciation.

Listings



UL® 1069 listed; UL® File Number E71599.



NC150/12 with OF202 Frame and TA150N Handset

Required Components

NC150-series Master Station Panel
AM150-series Add-on Panel with station selector/light buttons and test button
OF200-series Frame
OH200-series Housing
IH151NK Power and Control Kit

Optional Components

TA150N Handset Panel
OH300-series Surface Housing
PK124K Battery Backup Kit
PK153 Third Priority Control Unit

Features

- Routine audible-visual signaling
- Emergency audible-visual signaling
- Voice communication and monitoring
- Push button operation
- Nurse follow and group call features
- Compact modular design for wall mounting
- Integrated circuit technology

Description

The basic Tek-CARE®NC200 series Audio/Visual Nurse Call System consists of patient calling stations; emergency call stations; a master intercom/annunciator station including amplifier, dome lights, and zone lights; and reliable, solid-state control and power supply equipment. The flexible, modular design permits simple, customized installation.

Emergency signals are distinctively identified by a rapid pulsating of all visual and audible signals associated with the calling station. If routine and emergency calls are resent simultaneously, emergency signaling is given precedence. Emergency audible signals can only be canceled at the point of origin.

Sensitive two-way voice communication, Nurse Follow, Tone-Off, Tone Call, and Group Call functions are push button selected.

Optional equipment is available to provide for staff stations, duty stations, remote visual annunciator, master handset, and a third priority level annunciation.

Listings



UL® 1069 listed; UL® File Number E71599.



NC200N Master Panel with 2 PM200/20N Button Panels, and TA200N Handset

Required Components

NC200N Master Station Panel
PM200/20N Add-on Panel with 20-station selector/light buttons, test button, and group call buttons
IH151NK Power and Control Kit

Optional Components

TA200N Handset
PK124K Battery Backup Kit
PK153 Third Priority Control Unit

NOTES:

1. For SF-series emergency switches, use single-gang ring, or single-gang ring and double-gang box.
2. For LI-series dome lights, use double-gang ring (or double-gang ring and box).
3. For AM- and CM-series apartment panels, see specification sheets.
4. For IR300-series nurse call stations, use Steel City #3GC and #H3BD or exact equivalent.
5. For IR150B-series, use Steel City #3GC and #H3BD. If space is limited, use ARC-CO #2GBD and #3GC.
6. For IR150SS Station, use OH600 flush housing mounted horizontally.
7. The last two digits of frame and housing model numbers indicate the number of gangs (i.e., panel capacity). Exceptions: IH101, IH103, OH600, OH601.
8. Attach the IH103 mounting plate to a finished wall, single-gang box, double-gang box or square masonry box.

Model #	IH101 backbox (flush)	IH103 plate (flush)
IR103E	×	×
IR104E	×	×
IR105E	×	×
IR203E		×
IR204E		×
IR205E		×
IR207B	use standard 2-gang electrical box	

Dimension and Finish Chart—Housings, Frames, Desk Cabinets

Flush Mount Housings					
Model#	Overall Width	Wall Cutout Width	Overall Height	Wall Cutout Height	Overall Depth
IH101	4"	4-1/4"	5-1/2"	5-3/4"	1-3/4"
IH103	4-9/16"	n/a	5-7/8"	n/a	1/16"
OH150	5-1/4"	4-1/2"	12-5/8"	11-5/8"	3-3/4"
OH191	4-3/8"	4-1/2"	17-1/8"	17-1/4"	3-1/2"
OH192	8-3/8"	8-1/2"	17-1/8"	17-1/4"	3-1/2"
OH193	12-3/8"	12-1/2"	17-1/8"	17-1/4"	3-1/2"
OH194	16-3/8"	16-1/2"	17-1/8"	17-1/4"	3-1/2"
OH201	5-3/8"	4-1/2"	16-7/8"	16-1/4"	3-7/8"
OH202	9-3/8"	8-1/2"	16-7/8"	16-1/4"	3-7/8"
OH203	13-3/8"	12-1/2"	16-7/8"	16-1/4"	3-7/8"
OH204	17-3/8"	16-1/2"	16-7/8"	16-1/4"	3-7/8"
OH600	4"	4-1/4"	10-3/16"	10-3/8"	1-13/16"
OH601	4"	4-1/4"	16-1/16"	16-1/4"	1-13/16"

Flush Mount Frames		
Model #	Width	Wall Cutout
OF191	6-1/4"	-
OF192	10-1/4"	-
OF193	14-1/4"	-
OF194	18-1/4"	-
	Height:	19" (overall)
	Depth:	7/8"
OF201	6-1/4"	4-1/2"
OF202	10-1/4"	8-1/2"
OF203	14-1/4"	12-1/2"
OF204	18-1/4"	16-1/2"
	Height:	17-3/4" (overall)
	Cutout:	15-7/8"
	Depth:	2-1/2"

Desk Cabinets		
Model #	Width	Depth
*IH302	9-1/2"	6"
*IH303	13-1/2"	6"
*IH304	17-1/2"	6"
* Cabinet Assembly Only. IH300 series Height = 17"		

Surface Mount Frames			
Model #	Width	Height	Depth
OF191S	6-1/4"	19"	2-1/4"
OF192S	10-1/4"	19"	2-1/4"
OF193S	14-1/4"	19"	2-1/4"
OF194S	18-1/4"	19"	2-1/4"
OF195S	22-1/4"	19"	2-1/4"

Surface Mount Housings	
Model #	Width
OH301	6-1/8"
OH302	10-1/8"
	Height: 17-3/4"
	Depth: 3-5/8"

Features

- UL® 1069 Listed
- Push button calling
- Call-placed indicator
- In-use indicator when intercom audio path is active
- Reset button
- Sensitive speaker/microphone
- Attractive and durable flame-retardant (UL® 94V-0) plastic panel
- May be used as a retrofit for the IR150N station with IH106N backbox; requires two CL207 mounting adapters

Description


The IR150B Staff Station provides for efficient use of the nursing staff by permitting fast reliable communication.

Used with TekTone's Tek-CARE® NC200 and NC150 nurse call systems, the IR150B provides reliable two-way, hands-free communication between the nurse master station and utility room, examination rooms, kitchen, or any other location where staff members may need to originate calls. Calls are placed by use of a momentary push button. Solid-state indicators on the panel indicate that a call has been placed and that the intercom is in use.

Listings



UL® 1069 listed; UL® File Number E71599.



IR150B Staff Station

Specifications

Dimensions:	Height:	4.5"	(119 mm)
	Width:	6.375"	(162 mm)
	Depth:	1.875"	(48 mm)
	Projects:	0.5"	(12.7 mm)
		above mounting surface	
Construction:	Flame-retardant (UL® 94V-0) plastic		
Speaker:	2.5" × 2.5"		
Connections:	Plug-in type		
Housing:	Steel City #H3BD with Steel City #3GC plaster ring, or TekTone #IH353 box with IH352 ring, or equal, or if a smaller box is needed, use ARC-CO #2GB with ARC-CO #3GC ring. Horizontal mount.		

Required Components

Tek-CARE NC200 or NC150 Nurse Call System

Features

- UL® 1069 Listed
- May be used as a retrofit for the IR151N or IR152N station with IH106N backbox; requires two CL207 mounting adapters.
- Push button calling
- Call-placed indicator
- In-use indicator when intercom audio path is active
- Reset button
- Sensitive speaker/microphone
- Attractive and durable flame-retardant (UL® 94V-0) plastic panel

Description

The IR151B or IR152B Patient Station provides for efficient use of the nursing staff by permitting fast and reliable communication between staff and patient. Calling the nurse is accomplished by pressing the call button on the end of a 6' or 10' long call cord. A non-resettable call is registered if the call cord is accidentally removed from its jack.

Call-placed assurance and intercom operation are indicated by solid-state LEDs. The speaker/microphone is sensitive enough to assure clear conversation, even with weak patients. A reset button is provided on the durable, flame-retardant (UL® 94V-0) plastic panel.

Listings




UL® 1069 listed; UL® File Number E71599.



**IR151B
Single Patient
Station**

**IR152B
Dual Patient
Station**



IR151B, IR152B Patient Stations

Specifications

Dimensions:	Height:	4.5"	(119 mm)
	Width:	6.375"	(162 mm)
	Depth:	1.875"	(48 mm)
	Projects:	0.5"	(12.7 mm)
		above mounting surface	
Speaker:	2.5" x 2.5"		
Connections:	Plug-in type		
Housing:	Steel City #H3BD with Steel City #3GC plaster ring, or if a smaller box is needed, use ARC-CO #3GB with ARC-CO #3GC ring.		
	Horizontal mount.		

Required Components

Tek-CARE®NC200 or NC150 Nurse Call System
SF301 or SF301/10 Call Cord

Features

- Oxygen safe
- Impact resistant and waterproof
- Small, lightweight pendant fits comfortably in hand
- Bed clips included
- UL® 1069 Listed; SF301A is also UL®2560 Listed

Description

The TekTone® SF301A (single) or SF302 (double) call cords are for use with the Tek-CARE® nurse call systems and wireless emergency call systems, where ¼" phono jacks are used. Ten-foot cords are also available as SF301A/10 and SF302/10. The SF301A and SF302 are oxygen safe call cords certified safe for use by all patients receiving oxygen therapy. These waterproof and impact resistant call cords have completely sealed push buttons.

Listings



SF301A is UL® 1069 and UL® 2560 Listed;
SF302 is UL® 1069 Listed; UL® File Number
E71599.

Specifications

Dimensions: 7' (2.13 m) long polyvinyl covered cord
Construction: SPST-1A switch, Integral brass, fine silver contacts 1 AMP, 115 watt maximum, AC
Connections: ¼" (6.35 mm) plug-in phono jack



SF301A, SF302 Call Cord

Required Components

Tek-CARE®500 Wireless Nurse Call System
with SF521UL or SF523UL Room Stations
or
Tek-CARE®120 or 160 Nurse Call System
with SF121 or SF122 Room Stations
or
Tek-CARE®400 P5+ Nurse Call System
with SF121 or SF123 Room Stations
or
Tek-CARE®300III Nurse Call System
with SF380A Patient Stations
or
Tek-CARE®NC200N or NC150N Nurse Call Systems
with IR151B or IR152B Patient Stations
or
Tek-CARE®NC110N Nurse Call System
with SF100C or SF102 Patient Stations

Features

- UL® 1069 Listed
- Sensitive touch activation
- Oxygen tent safe
- Ideal for geriatric use
- Momentary, air-activated switch
- Adjustable bed clip(s)

Description

TekTone® SF301G and SF302G Call Cords are for use with Tek-CARE® nurse call systems and wireless emergency call systems where ¼" phono jacks are used.

SF301G and SF302G Call Cords are specifically designed for use in geriatric and oxygen environments, but may also be used in general applications. To place a call, the patient applies slight pressure to the squeeze bulb using any part of the body. The force of air through the vinyl tubing closes a switch in the plug, thus placing a call. An adjustable bed clip is supplied for the SF301G and is attached to the call cord. Two adjustable bed clips are supplied with the SF302G.

Listings



UL® 1069 Listed; UL® File Number E71599.

Specifications

Switch:	Momentary contact, air activated		
Plug:	Stainless steel		
Cord:	Vinyl tubing		
Electrical:	Rated current 1/3 amp, 24 VAC-VDC		
Dimensions:	Cord:	6' long	(1.83 m)
	Plug:	1.25" long	(32 mm)
	Bulb:	1.5" diameter	(38 mm)



SF301G Call Cord

Required Components

Tek-CARE®500 Wireless Nurse Call System
with SF530ES or SF530UL Room Stations

or

Tek-CARE®120 Nurse Call System
with SF121 or SF122 Room Stations

or

Tek-CARE®300II Nurse Call System
with SF380A Patient Stations

or

Tek-CARE® NC200N or NC150N Nurse Call Systems
with IR151B or IR152B Patient Stations

or

Tek-CARE® NC110N Nurse Call System
with SF100C or SF102 Patient Stations

Features

- UL® 1069 Listed
- Place calls using 6' washable TPU plastic pull cord
- Call-placed indicator
- In-use indicator when intercom audio path is active
- Reset button
- Sensitive speaker/microphone
- Attractive and durable flame-retardant (UL® 94V-0) plastic panel
- May be used as a retrofit for the IR155N station with IH106N backbox; requires two CL207 mounting adapters.

Description

The IR155B Patient Station provides for efficient use of the nursing staff by permitting fast and reliable communication between staff and patient.

Calling the nurse is accomplished by pulling the 6' call cord. Call-placed assurance and intercom operation are indicated by solid-state LEDs.

The speaker/microphone is sensitive enough to assure clear conversation, even with weak patients. A reset switch is provided on the durable, flame-retardant (UL® 94V-0) plastic panel.

Listings



UL® 1069 listed; UL® File Number E71599.



IR155B Single Patient Station

Specifications

Dimensions:	Height:	4.5"	(119 mm)
	Width:	6.375"	(162 mm)
	Depth:	1.875"	(48 mm)
	Projects:	0.5"	(12.7 mm)
			above mounting surface
Speaker:		2.5" x 2.5"	
Connections:		Plug-in type	
Housing:		Steel City #H3BD with Steel City #3GC plaster ring, or TekTone #IH353 box with IH352 ring, or equal, or if a smaller box is needed, use ARC-CO #2GB with ARC-CO #3GC ring. Horizontal mount.	

Required Components

Tek-CARE® NC200 or NC150 Nurse Call System

Features

- UL[®] 1069 Listed
- Simple and flexible operation
- Call-placed indicator
- Call cancel at point of origin
- Flame-retardant (UL[®] 94V-0) plastic faceplate
- 1.1" wide pull down lever

Description

The SF155B Emergency Station is for use in any location where activation of an emergency signal is required. All electronic components are mounted on a circuit board. The specially designed and mounted LED is completely sealed in plastic.

Due to the flexibility of its design, it may be used as a pull-cord emergency station, or a pull-down activated emergency station. The pull cord supplied may be used for emergency call activation, or if desired, the large 1.1" red pull-down lever may be used.

Listings



UL[®] 1069 listed; UL[®] File Number E71599.



SF155B Emergency Station

Specifications

Dimensions:	Height:	4.5"	(114 mm)
	Width:	2.8125"	(72 mm)
	Depth:	1.625"	(41 mm)
	Projects:	0.6875"	(17 mm)
		from mounting surface (including pull-down lever)	
Construction:	Flame-retardant (UL [®] 94V-0) plastic faceplate. Switch and electronic components are circuit board mounted.		
Connections:	Plug-in connectors.		
Housing:	Single gang ring, or single gang ring with double gang box.		

Required Components

Tek-CARE[®] NC110, NC150 or NC200 Nurse Call System

Features

- UL® 1069 Listed
- Simple, reliable operation
- Call-placed indicator
- Call activates light on annunciator panel, corridor light and/or zone light.
- Corridor zone light capability
- Mounted on attractive flame retardant (UL® 94V-0) plastic panel

Description

The SF156B Code Station is used to operate all system code signals (except supervised code blue applications). It may be used independently or connected with other call stations.

Placing a code call is accomplished by pulling the slide-switch located at the center of the panel to the down position. Returning the slide-switch to the up position cancels the call.

Listings



UL® 1069 listed; UL® File Number E71599.



SF156B Code Station

Specifications

Dimensions:	Height:	4.5"	(114 mm)
	Width:	2.75"	(70 mm)
	Depth:	0.75"	(20 mm)
Construction:	Reliable components mounted on an attractive flame retardant (UL® 94V-0) plastic panel.		
Connections:	Plug-in wiring pigtail.		
Housing:	Single gang ring, or single gang ring with double gang box.		

Required Components

Tek-CARE® NC110, NC150 or NC200 Nurse Call System
PK153 Third Priority Control Unit

Features

- UL® 1069 Listed
- Waterproof if installed per manufacturer's instructions
- Call-placed indicator
- Call cancel at point of origin
- Attractive, flame-retardant (UL® 94V-0) plastic faceplate
- 1.1" (28mm) wide pull-down lever
- Washable TPU plastic pull cord kit is included

Description

The SF337C Emergency Shower Switch is for any location where activation of an emergency signal is required. The design is such that it may be located anywhere in a shower, bath or tub room, regardless of environmental conditions. The combination of rubber-grommetted mounting screws, rubber mounting gasket, and completely sealed front faceplate make it waterproof (if properly installed). Electronic components are mounted on a circuit board, including an industry-proven reliable reed switch for call initiation. The activating magnet is mounted on the large pull-down lever, which is completely sealed in plastic. The indicator LED is also completely sealed.

Due to the flexibility of its design, the SF337C may be used as a pull cord or as a pull down activated emergency switch. The pull cord supplied may be used for emergency call activation, or if desired, the large 1.1" (28 mm) red pull-down lever may be used. Dome light and system annunciation vary according to the manner in which the SF337C is connected.

Listings



UL® 1069 listed; UL® File Number E71599.



**SF337C Emergency Shower Switch
(cord not shown)**

Specifications

Dimensions:	Height:	4.5"	(114.3 mm)
	Width:	2.8125"	(71.4 mm)
	Overall Depth:	1.75"	(44.4 mm)
	Projects Front:	0.71"	(18 mm)
	Projects Rear:	1.04"	(26.4 mm)
Construction:	Flame-retardant (UL® 94V-0) plastic		
Connections:	Plug-in type.		
Flush Housing:	Single-gang ring with square box; for Tek-CARE®500 use plastic single-gang box with minimum 2.875" × 2.125" opening.		
Surface Housing:	TekTone® IH527 plastic back box for Tek-CARE®500.		

Applicable Systems

Tek-CARE®400 P5 Nurse Call System
Tek-CARE®300II Nurse Call System
Tek-CARE® NC200, NC150, NC110 Nurse Call Systems
Tek-CARE®500 Wireless Emergency Call System

Features

- UL® 1069 Listed
- Simple, reliable operation
- Call-placed indicator
- Buzzer for audible annunciation
- Mounted on rugged, flame-retardant (UL® 94V-0) plastic panel

Description

The LI150B Duty Station provides an indication of incoming calls in work areas away from the nurse call master station.

Normal calls are indicated both visibly by steady illumination of the solid-state LED light, and audibly by a slow pulsating tone. Emergency calls take precedence and are indicated by flashing of the LED light and a rapid pulsating tone. A tone-off switch permits silencing of the tone signal for routine level calls only.

Listings



UL® 1069 listed; UL® File Number E71599.



LI150B Duty Station

Specifications

Dimensions:	Height:	4.5"	(114 mm)
	Width:	2.75"	(70 mm)
	Depth:	1"	(25 mm)
	Projects:	0.5"	(13 mm)
		from mounting surface	
Construction:	Reliable components mounted on a flame-retardant (UL® 94V-0) plastic faceplate		
Connections:	Screw terminals		
Housing:	Single gang ring, or single gang ring with double gang box.		

Required Components

Tek-CARE® NC110, NC150 or NC200 Nurse Call System
IR150-series or SF100-series Patient Stations

LI381 Corridor Light & LI382 Corridor Zone Light IL518 Specification Sheet

Tek-CARE® Nurse Call & CM800 Emergency Call Systems • Rev. 21 - 01/2017

Features

- UL® 1069 Listed
- Snap-in lens
- Easy bulb replacement
- Attractive flame-retardant HIPS30 plastic panel
- Excellent visibility

Description

The LI381 Corridor Light and LI382 Corridor Zone Light provide visual indication of calls when used with a nurse call system, emergency call system, or similar application. Emergency calls are indicated by the rapid flashing of the LI381 Corridor Light associated with the calling station. Normal calls produce a steady illumination.

The LI382 Corridor Zone Light indicates an emergency call by the rapid flashing of the red-covered bulb associated with the zone or area from which an emergency call has been placed. Normal calls are indicated by a steady illumination of the white bulb. If an emergency and normal call are placed in the same zone at the same time, the red covered bulb connected to the emergency station will flash rapidly, while the white bulb associated with the normal call will maintain a steady illumination.

The standard mounting plate accommodates both models and features an easily removable white flame-retardant translucent polystyrene plastic lens for bulb replacement.

Listings



UL® 1069 listed; UL® File Number E71599.



LI381 Corridor Light & LI382 Corridor Zone Light

Specifications

Dimensions:	Height:	4.5625"	(115 mm)
	Width:	4.5625"	(115 mm)
	Depth:	3.3"	(84 mm)
Bulbs:	#1829 28V 70 mA		
Power:	LI381:	24 VDC or VAC, 51mA	
	LI382:	24 VDC or VAC, 102mA	
Finish:	White flame-retardant translucent polystyrene plastic lens mounted on a flame-retardant (UL® 94V-0) plastic panel.		
Housing:	Fits either standard dual gang box and ring or single gang box and ring.		

Applicable Systems

Tek-CARE® NC110, NC150, NC200 or NC300II Nurse Call System

Tek-CARE®500 Wireless Emergency Call System with NC50xES-series remote receiver
CM800 Emergency Call System

www.tektone.com

324 Industrial Park Road • Franklin, NC 28734 • tektone@tektone.net

Phone: 828.524.9967 • Fax: 828.524.9968 • Sales: Choose option 2 • Tech Support: Choose option 3
TekTone's quality system is registered by DQS to the ISO 9001 standard. (Reference #10001510.)

Features

- Long lasting LEDs
- No bulb replacement needed
- Plug-in connector supplied
- Attractive flame-retardant plastic panel

Description

The LI382LED Corridor Zone Light provides visual indication of calls when used with a nurse call system, emergency call system, or similar application.

The LI382LED Corridor Zone Light indicates an emergency call by the rapid flashing of the two red LED bulbs associated with the zone or area from which an emergency call has been placed. Normal calls are indicated by a steady illumination of the two white LEDs. If an emergency and normal call are placed in the same zone at the same time, the red LEDs connected to the emergency station will flash rapidly, while the white LEDs associated with the normal call will maintain a steady illumination.

The standard mounting plate features both one- and two-gang mounting options.


Listings



UL® 1069 Listed; UL® File Number E71599.

Specifications

Dimensions:	4.8"H × 5.0"W × 2.75"D (122 mm × 127 mm × 70 mm)
LEDs:	2V 20mA per LED
Power:	24 VDC
Finish:	Base is flame-retardant (UL® 94HB) plastic. Lens is flame-retardant translucent polycarbonate plastic.
Housing:	Fits standard one- or two-gang box with one- or two-gang ring.



LI382LED Corridor Zone Light

Required Components

Tek-CARE® NC110, NC150, NC200 or 300II Nurse Call System
Tek-CARE®500 Wireless Nurse Call System with NC50xES-series remote receiver
CM800 Emergency Call System with CM800-series speaker panel

Features

- UL® 1069 Listed power & control unit.
- UL® Listed Class 2 transformer.
- Provides steady light and slow tone for normal call; flashing light and rapid tone for emergency call.
- Routine and emergency commons incorporate short-protection circuitry.

Description


The IH151NK Power & Control Kit includes a UL® 1069 Listed PK152 Power & Control Unit and an SS106 UL® Listed Class 2 Transformer, preinstalled in a 19-gauge cold-rolled steel housing. Knockouts are included on all sides except the lid, to allow connection of electrical conduit from any direction. The lid has a knockout which can be used to install an optional key lock.

The PK152 Power & Control Unit contains the electronic circuitry necessary to detect the presence of normal and emergency calls, and to generate audible and visual control signals. It provides steady or intermittent voltages to operate visual signaling devices. The PK152 can also be used as an auxiliary power supply to increase a system's simultaneous call capacity quantity. Protective circuitry has been incorporated to protect routine and emergency call commons from shorts.

Specifications

Dimensions:	Height:	11.75"	(300 mm)
	Width:	11.75"	(300 mm)
	Depth:	3.75"	(96 mm)
Construction:	19 gauge, cold-rolled steel		
Transformer:	24 VAC, 30 VA (SS106)		
Connections:	Pigtails (on PK152)		
Temperature:	0°C–50°C.		
Mounting:	Surface-mounted within 50' of master station		

Specifications are the minimum requirement for system operation. Some systems may require additional equipment. Contact your factory representative for details.



IH151NK Power & Control Kit

Applicable Systems

Tek-CARE®NC110, NC150 or NC200 Nurse Call System
Tek-SAFE® Area of Rescue Assistance System
Tek-CARE®500 Wireless Emergency Call System with
NC50xES-series Remote Receiver and
LI381, LI382 or LI382LED Dome Lights

Optional Components

Mier BW3000 Offset Cam Lock, or equivalent

SS102A and SS106 Transformers PO001 Electric Door Opener IL127 Specification Sheet

Rev. 15 - 10/2016



SS102A



SS106

SS102A and SS106 Transformers



PO001 Electric Door Opener

Transformer Features

TekTone's SS102A and SS106 Class 2 Transformers offer compact, easy-to-install low voltage AC power sources for use with various TekTone® intercom systems. Both transformers are UL® Listed Class 2 transformers and will safely take themselves offline when overheated.

The transformers are constructed for easy surface installation or in a standard 1/2" knockout, and may be used in plastic or metal boxes. Primary wire connections are made using the pre-stripped pigtailed and ground wire; secondary connections are made using screw terminals.

Specifications

SS102A	120 VAC primary, 16 VAC 10 VA secondary
SS106	120 VAC primary, 8 VAC 20 VA 16/24 VAC 30 VA secondary

Electric Door Opener Features

TekTone's PO001 Electric Door Opener is for use in unlocking and locking doors from a variety of TekTone remote stations. The door opener can be installed in place of the door lock, or on a door jamb with various door lock sets.

The PO001 is a normally locked type with heavy duty coils, and operates on 8-16 VAC or 3-6 VDC. The unit features a flat face with satin zinc finish and solid brass locking latch for long wear. The PO001 is reversible for mortise-type locks and latches up to 1/2" width and throw, and is ideal for most narrow jamb mortise-type installations. Depending on the specific job requirements, the PO001 can be reversed for right or left-hand door installation.

Dimensions

Faceplate:	1.25" × 5.875"	(31.8 mm × 149 mm)
Case width:	0.9375"	(24 mm)
Case depth:	1.4375"	(37 mm)
Latch opening:	1.375"	(35 mm)

Features

- UL[®] 1069 Listed
- High-quality integrated circuitry and electronic components
- Rugged extruded aluminum case
- Provides flashing light and rapid tone for emergency calls

Description

The PK153 Third Priority Control Unit provides the control circuits to operate a higher priority call signal, such as a smoke detector alarm or a code call, for TekTone's Tek-CARE[®] NC110, NC150, NC200 nurse call systems. When used in conjunction with the IH151NK Power & Control Kit, the unit provides the additional circuitry for a third level of call priority.

Listings



UL[®] 1069 listed; UL[®] File Number E71599.

Specifications

Dimensions:	Height:	9.5"	(240 mm)
	Width:	2.375"	(60 mm)
	Depth:	2.25"	(57 mm)
Construction:	Electronic components mounted on printed circuit boards and housed in a rugged extruded aluminum case		
Connections:	Screw terminals		
Temperature Range:	0°C–50°C		
Mounting:	Surface mounted (within 50' of Nurse Call Master)		
Power Requirement:	24 VDC (provided by IH151NK)		



PK153 Third Priority Control Unit

Required Components

Tek-CARE[®] NC110, NC150 or NC200 Nurse Call System
 IH151NK Power and Control Kit

Note: Specifications are the minimum requirement for system operation. Some systems may require additional equipment. Contact your factory representative.

Features

- Low voltage operation
- Reliable alternate power supply
- Integrated circuit design
- Easy installation

Description


The PK124K Battery Backup Kit provides continuous battery charging so that if power to system equipment is interrupted, standby operating power is provided for up to approximately 6 hours. (Time may vary depending on system size and usage.)

The PK124K kit includes a transformer, a battery charger and two batteries—all preinstalled in a 19-gauge cold-rolled steel housing. Knockouts are included on all sides except the lid, to allow connection of electrical conduit from any direction. In addition, the lid has a knockout which can be used to install an optional key lock. The enclosed single-gang electrical junction box is galvanized steel with a stainless steel cover plate.

TekTone® systems supported by the PK124K include the DS100 Door Sentry & Emergency Alarm System, the CM800 Emergency Call System, Tek-ENTRY® Apartment Entry Systems, and the Tek-SAFE® Area of Rescue Assistance System.

Specifications

Dimensions:	Height:	11.75"	(300 mm)
	Width:	11.75"	(300 mm)
	Depth:	3.75"	(96 mm)
Construction:	19 gauge, cold-rolled steel		
Transformer:	24 VAC, 30 VA (SS106)		
Storage:	Two 12 VDC batteries (BA001)		
Connection:	Screw terminals (on PK124)		
Mounting:	Surface		



PK124K Battery Backup Kit

Required Components

CM800 Emergency Call System
DS100 Door Sentry & Emergency Alarm System
Tek-ENTRY® Apartment Entry Systems
-or-
Tek-SAFE® Area of Rescue Assistance System

Optional Components

Mier BW3000 Offset Cam Lock, or equivalent

Description

The NC365B Paging Transmitter receives alphanumeric messages and patient call information via serial interface and transmits the information directly to pagers. Information is sent to the transmitter at 9600 baud to minimize bottlenecks. Call type and location are determined by the system supplying information to the transmitter. The NC365B Paging Transmitter is pre-programmed for use with TekTone® systems for simplified plug-and-play setup.

The system's range depends upon the site and the transmitter's location. To determine the exact coverage, conduct a site survey. Under ideal conditions, the NC365B Paging Transmitter's range is approximately one mile. The unit includes a ¼-wave BNC-terminated antenna to provide coverage that meets most requirements.

Specifications

Dimensions:	7.48" × 12.99" × 2.76" (190 mm × 330 mm × 70 mm)
Clearance:	7.87" (200 mm) minimum clearance on all sides
Ports:	Scope protocol RS232 serial DB9 COMP2 protocol RS232 serial DB9 8 dry contact inputs configured as Normally Open (#8 is pre-programmed to send RANGE TEST to CAP code 400 using included dummy plug.)
Housing:	Surface mounted
Frequency:	457.55 MHz
Channel Spacing:	12.5 KHz
Adjacent Channel:	Better than 200nW @ 4.5 KHz deviation
Baud Rate:	9600 serial input 1200 transmit
Power:	115 VAC 0.8A, 50/60 Hz input 2 Watt output Consumption less than 50mA standby; up to 2.4A transmit 13.8 Volts DC operating voltage



NC365B Paging Transmitter

Required Components

NC397A Pagers plus one of these systems:

- Tek-CARE®400 P5/P5+ Nurse Call System
- Tek-CARE®400 Nurse Call System
- Tek-CARE®NC300II Nurse Call System
- Tek-CARE®120 or 160 Nurse Call System
- Tek-CARE®NC110/150/200 Nurse Call System (requires NC377-series Paging Interface Adapter/Voltage Interface)
- Tek-CARE®500 Wireless Nurse Call System
- Tek-ALERT®Alert Integration System
- NC475 Tek-CARE® Appliance Server

Each paging system installed in the United States is required by law to have an FCC license. The FCC license can be obtained directly by the end user or through an authorized agent. The FCC application process takes approximately two weeks and provides the end user with a ten-year renewable license. To apply for an FCC license, visit: <http://wireless.fcc.gov/uls/index.htm>.

Paging is an ancillary method of call annunciation, and is not intended to replace the primary annunciation provided by the nurse call system.

Optional Components

BA365K Battery Backup Kit

Description

The NC377-series Voltage Interface is used with the Tek-ALERT[®] Alert Integration Manager to connect switched voltage analog systems to the Tek-ALERT system. Tek-ALERT enables such advanced features as consolidated event monitoring, management reporting, and paging for all connected systems. TekTone's Tek-CARE[®] NC110, NC150 and NC200 Nurse Call Systems, as well as a variety of non-TekTone[®] systems, use the voltage interface to communicate with the Tek-ALERT system. The voltage interface recognizes three states: off, steady on, and flashing; and can connect systems with input voltage from 5V to 50V, AC or DC.

The NC377-series Voltage Interface can also integrate TekTone's Tek-CARE NC110, NC150 and NC200 Nurse Call Systems directly with the NC369 Paging Transmitter. In this scenario, it connects directly to the nurse call master. The NC377-series Voltage Interface sends nurse call priority information via a serial port to the NC369 Paging Transmitter. The transmitter then transmits this information to the pagers, allowing the staff to distinguish call priority levels.

The voltage interface is available in two configurations: The NC377/32 accommodates 32 inputs, while the NC377/64 handles up to 64 inputs. Connect up to 9 total NC377/64s to the NC365B Paging Transmitter to accommodate up to 576 inputs. (Maximum cable distance from the first NC377-series to the last one is 1,000 feet.)

Specifications

Dimensions: 14"×10"×1.5" (356 mm × 254 mm × 38 mm)
Connections: Screw Terminals: 9-PIN serial connector
Housing: Surface mounted
Voltage: Trigger: 24 volts DC
Operational: 110 VAC Input
Current
Consumption: Less than 450 mA
Messages
Output: steady on, flashing, and off
BAUD Rate: 9600



NC377-series Voltage Interface
(exterior & interior)

Required Components

NC365B Paging Transmitter
NC397A Pagers
and Tek-CARE[®] NC110, NC150, NC200 Nurse Call System
or Tek-ALERT[®] Alert Integration System

Paging is an ancillary method of call annunciation, and is not intended to replace the primary annunciation provided by the nurse call system.

Features

- Alphanumeric
- 2-line 20-character backlit display
- Easy to use large 4-button design
- Preprogrammed with up to 8 user-specified CAP codes
- 4 vibrate patterns and 5 tone alert styles
- Real-time clock
- Message time stamping
- Low battery indicators
- Includes holster belt clip and bungee safety cord

Description

The NC397A alphanumeric pager is a radio pager with a large 2-line display. It includes a holster/belt clip and bungee safety cord. The pager is designed for use with TekTone's Tek-CARE nurse call systems, Tek-CARE500 Wireless Emergency Call System, and Tek-ALERT Alert Integration System.

The pager stores up to 60 messages of 239 characters each. Messages may be selectively deleted or locked into memory. Messages not locked into memory are automatically deleted as new messages arrive (beyond the 60 message limit), with the oldest messages deleted first.

The NC397A Pager may be configured for annunciation via vibration or audible tones, and has one alarm for daily annunciation. It can be programmed to turn on and off at preset times each day.

The NC397A Pager is pre-programmed to receive call information from TekTone® systems.

Specifications

Dimensions:	2.087"H × 2.99"W × 0.67"D (53 mm × 76 mm × 17 mm) without holster belt clip
Weight:	1.76 oz. (50 g) without battery
Protocol:	POCSAG
Operating Freq:	457.550 Mhz
Power:	1 AAA battery



NC397A Alphanumeric Pager

Required Components

NC365B Paging Transmitter
plus one of these systems:

- Tek-CARE®400 P5/P5+ Nurse Call System
- Tek-CARE®400 Nurse Call System
- Tek-CARE®300III Nurse Call System
- Tek-CARE®120 or 160 Nurse Call System
- Tek-CARE®NC110/150/200 Nurse Call System
(requires NC377-series Paging Interface Adapter/
Voltage Interface)
- Tek-CARE®500 Wireless Nurse Call System
- Tek-ALERT® Alert Integration System
- NC475 Tek-CARE® Appliance Server

Paging is an ancillary method of call annunciation, and is not intended to replace the primary annunciation provided by the nurse call system.