

400-L Series

Visual LED Status
Monitoring Stations



SDC's single gang or narrow frame mount monitoring and alarm stations to provide indication of door open or unlocked status when connected to relay logic.

The **400-L series monitoring stations are equipped with visual status indicators (LED)** to provide indication of door or lock status.

MODELS

400NU-L Narrow Visual LED Status Monitoring Station

400U-L Single Gang Visual LED Status Monitoring Station

STANDARD FEATURES

- Easy to install
- Single gang or narrow frame mount
- Visual status indicators (LED)
- Single color or tri-color LEDs
- Up to three LEDs



400NU-LT1




400U-LT1

400NU-L2

400U-L3



CROSS REFERENCE

Series	400-L	400-SN	400-RMB
			
Status Indicator	LED	Siren	Buzzer
Faceplate	Stainless Steel	Stainless Steel	Stainless Steel
Current Draw	20 mA	18 mA	24 mA
Connection	Wire Leads	Quick Connect Tabs	Wire Leads
	CLICK TO VIEW	CLICK TO VIEW	CLICK TO VIEW

SPECIFICATIONS

	400NU-L	400U-L
Plate Size	Narrow	Single Gang
Faceplate	Stainless Steel	Stainless Steel
Finish	630 Dull Stainless	630 Dull Stainless
Dimensions	1¾" x 4½"	2⅞" x 4½"
Input	12/24 VDC ± 10%	12/24 VDC ± 10%
Current Draw (per LED)	20 mA @ 24 VDC	20 mA @ 24 VDC
Connection	Wire Leads	Wire Leads
Weight	1 lb	1 lb

HOW TO ORDER

FOLLOW STEPS FOR ORDERING

 Designates optional step

1| SPECIFY MODEL

400NU- Narrow Visual LED Status Monitoring Station

400U- Single Gang Visual LED Status Monitoring Station

2| SPECIFY LED

Single Color LEDs

L1G One Green LED

L1R One Red LED

L2 One Green & One Red LED

L3 One Green, One Amber & One Red LED

Tri-Color LEDs

LT1 One Tri-Color LED

LT2 Two Tri-Color LEDs

LT3 Three Tri-Color LEDs

STEP NUMBER:	1	2
ORDERING EXAMPLE:	400U-	L2