



SKE-Series Voice Evacuation System Model SKE-450, Model SKE-450-ZN4 / ZN6



The SKE-Series Voice Evacuation System provides maximum flexibility to accommodate your voice evacuation requirements

The SKE-Series Voice Evacuation system provides 50 watts of output power. The SKE-Series system consists of several different models, the SKE-450, SKE-450-ZN4 or SKE-450-ZN6. Each model has a built in Digital Message Repeater, power supply and a supervised microphone. All models have two alarm inputs, one triggered by reverse polarity and one by supervised dry contact trigger. The system supports 25 or 70.7 VRMS operation to accommodate most installations. The audio messages are field programmable via the built in microphone, through the line level input, or by downloading via the internet. The models SKE-450-ZN4 (w/4-zone splitter) and SKE-450-ZN6 (w/6-zone splitter) also contain a zone splitter capable of dividing the speaker output into 4 or 6 separate outputs.

SKE-Series Voice Evac. System

The SKE-450 and SKE-450-ZN4/ZN6 voice evacuation are activated when one of the two alarm inputs are tripped. When this occurs the control will output a pre-recorded audio message corresponding to the alarm input that was tripped. The repetition of the digital audio message and the selected notification output are completely programmable.

The SKE-450-ZN4/ZN6 comes equipped with a 4 or 6 zone splitter respectively, capable of dividing the speaker output from the amplifier into four or six Class B or Class A outputs. The zone splitter also has an All Call feature that will activate all speaker zones regardless of the individual toggle switch settings.

Both models provide seven visual indicators for, Speaker Trouble, Alarm, Microphone Trouble, Command 2 Trouble, Earth Ground Fault, Low Battery, and Power.

Features

- 50 watts of output power on a 25 or 70.7 VRMS speaker circuit. The speaker circuit can be Class A or B. Provides maximum flexibility for new or retrofit jobs.
- Downloadable Voice Messages via direct connect. If you need a different message download it from the SK website free of charge!
- Digital Message Repeater -Built in to

the SKE motherboard. No additional wiring to install makes setup fast and easy. Capable of storing three messages, messages one and two are built in messages of up to 30 seconds. Message three is field programmable and can be up to 45 seconds long.

- Digital Signal Processor -Processes digital quality audio, generates tones and provides control functions.
- Supervised Microphone -The built in supervised microphone provides system paging function and field message programming capability.
- Dead Front Cabinet - Provides protection for users, prevents tampering with system electronics.
- Dedicated relays-Built in form "C" relays for alarm and trouble increase flexibility and keeps installation cost down.
- Two Inputs-One reverse polarity input and one supervised dry contact input provides maximum flexibility.
- Built in system power is capable of operating the system and charging system backup batteries.
- The SKE-ZN4 zone splitter provides four Class B or Class A output circuits (each loop can draw 50 watts, with maximum of 50 watts total for whole system). The SKE-ZN6 zone splitter provides six Class B or Class A output circuits (20 watts per circuit, with 50 watts max for the whole system). Both splitters provide paging by zone or all call.



SKE-Series Voice Evacuation

Listing/Approvals

- UL Listed
- MEA approval 429-92-E Vol. XI
- CSFM Listed



**SILENT
KNIGHT**

by Honeywell

SKE-Series Voice Evacuation System Model SKE-450 and Model SKE-450-ZN4



Engineering Specifications

The system shall contain a voice evacuation system to supervise and operate UL listed voice evacuation speakers. The system shall have a built in UL listed power supply. The system shall be capable of supporting an optional UL listed zone splitter that can be housed in the main voice control cabinet. In addition, the system will issue pre-recorded voice commands locally for purpose of evacuation. The system must support a minimum of two pre-recorded messages and have the capability of adding application specific messages through the use of a PC. The voice evacuation system shall have the ability to provide a supervised microphone for the purpose of audible local instructions that will override the pre-recorded messages. The system shall contain a dead front panel inside the enclosure to protect the circuitry from tampering and to protect the operator from hazardous voltages.

Specifications

Operating Voltage: 120 Vrms @ 60Hz /
*230 Vrms @ 50Hz
(*ask for HV version)

Current Draw:
Standby: 140 mA
Alarm: 590 mA

ZN4 Current Draw:
Standby: 45 mA
Alarm: 250 mA
(all channels)

Flush Mount
Dimensions:
Height: 24.75" (62.9 cm)
Width: 14.5" (36.8 cm)
Depth: 3-7/16" (8.73 cm)
with 5/8" protruding

Overall Dimensions
Height: 26-3/8" (67 cm)
Width: 17-3/16" (43.66 cm)
Total Depth: 4" (10.16 cm)

Operating Temp.: 32° to 120° F
(0° to 49° C)

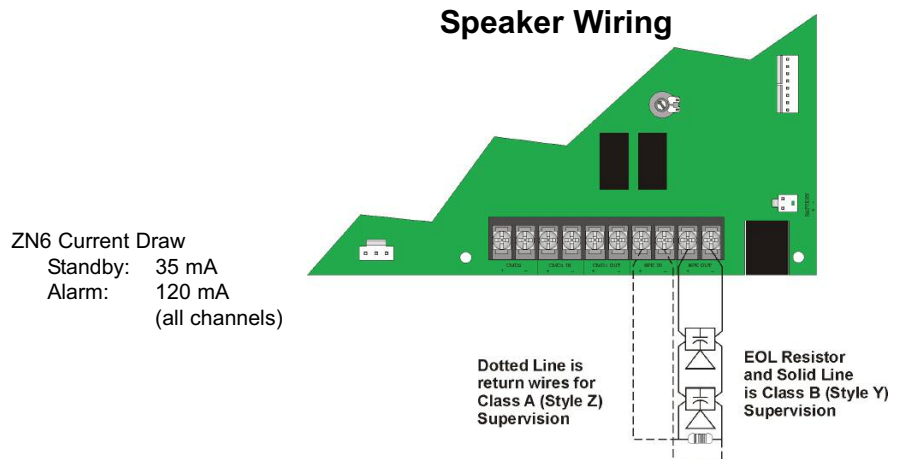
Humidity: 10 to 93% RH

Optional Accessories

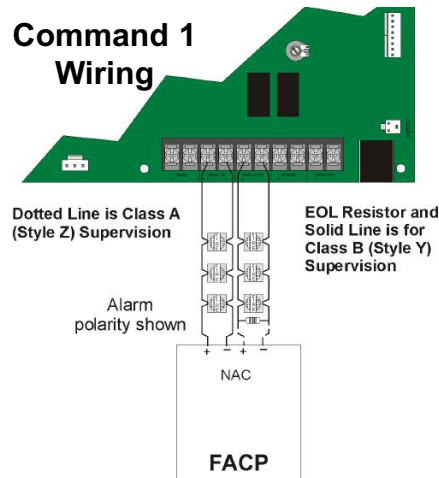
SKE-V70 Module—Converts speaker circuit voltage from 25 to 70.7 Vrms. Current Draw: Standby 10 mA; Alarm: 70 mA.

SKE-SRM—Supervised remote microphone. Current Draw: Standby & Alarm: 30 mA.

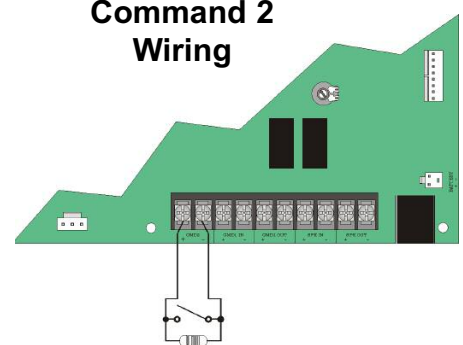
Speaker Wiring



Command 1 Wiring



Command 2 Wiring



This document is not intended to be used for installation purposes. We try to keep our product information up-to-date and accurate. We cannot cover all specific applications or anticipate all requirements. All specifications are subject to change without notice. For more information, contact Silent Knight 12 Clintonville Road, Northford, CT 06472-1610. Phone: (800) 328-0103, Fax: (203) 484-7118. www.silentknight.com

MADE IN AMERICA

FORM# 350794 Rev B
Copyright © 2009 Honeywell International Inc