

# ACERBOX

BY SPACE AGE ELECTRONICS

## ACE

### Accessory Cabinet Enclosures



Economical enclosures ideally suited for field troubleshooting and easy maintenance of system wiring, these surface mountable cabinets are available in a variety of sizes to meet your demands.

Every durable box is fabricated from 16 gauge steel with a powder coat finish and features a formed liftaway hinged door CAT 30 key locked for security. Standard units are available in red, but can be easily customized to any color or size with the additional option of screened labelling on the door. Also included is an interior galvanized back plate with a hole matrix configuration raised 0.5" to provide ample room for mounting optional components.



#### FEATURES


- Custom sizes, colors, and lettering available
- 16 gauge steel construction
- Liftaway hinge with a CAT 30 keyed door lock
- EMT and rigid 0.5", 0.75", 1" and 1.5" cluster knockouts
- Removable, 0.5" raised 18 gauge galvanized back plate with mounting hole matrix
- Internal threaded grounding lug screw in back box
- Grounding stud screw on cover




#### SPECIFICATIONS

Constructed of 16 gauge (.059" thick) cold rolled steel and finished with a durable, heat-resistant baked-on enamel. Front cover features a removable formed liftaway hinge and a high security CAT 30 keyed door lock. Custom sizes, finishes, and labeling available. EMT and rigid 0.5", 0.75", 1" and 1.5" knockout clusters embedded in cabinet. 18 gauge galvanized removable back plate is mounted on studs to the back box. Plate clears the back box by 0.5" to accommodate mounted hardware. Custom equipment mounting can be accomplished with standard hole matrix or self tapping drill screws. Cover and back box include a threaded grounding stud and lug.

#### CUSTOM OPTIONS



Size

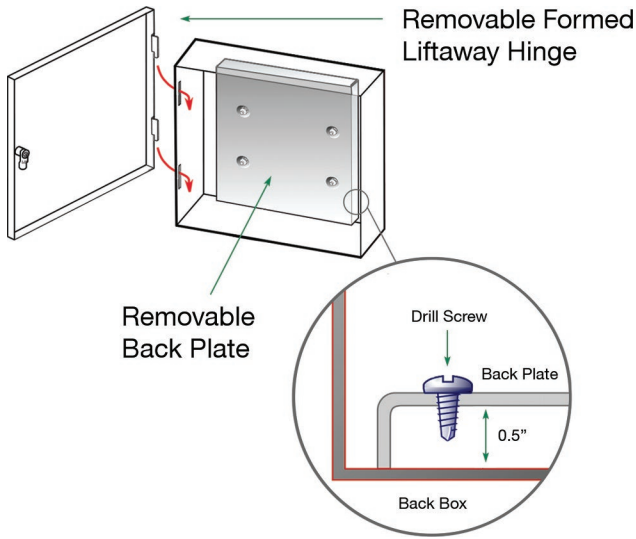


Color



Lettering

# ACEBOX



## AGENCY APPROVALS

UOXX.S2580 UL Listed Control Unit Accessories

## ORDERING INFORMATION

P/N#	Size	Box Width	Box Height	Box Depth	Mount Pattern Width x Height	Color
SSU00656	2	14"	14"	3.25"	11.5"	Red
SSU01656	2	14"	14"	3.25"	11.5"	Black
SSU00647	3	18.25"	18.25"	5.5"	16"	Red
SSU00655	A	23.5"	13"	5.5"	20.25"	Red
SSU01655	A	23.5"	13"	5.5"	20.25"	Black
SSU00657	D	23.5"	23.5"	5.5"	20.25"	Red
SSU01657	D	23.5"	23.5"	5.5"	20.25"	Black