



## Model NV-3242 32-Channel StubEQ™ Active Receiver Hub



RJ45 Adaptors  
Included

### Features:

- Adaptive StubEQ™ fully automatic 2-band equalization provides adjustment-free equalization every time
- Compact rack-mountable 19" 1U high enclosure features 32 channels
- Full motion CCTV video at distances up to 1,500ft (460km) when used with any passive NVT transceiver or hub; 2,000ft (600m) when used with the NV-653T active transmitter
- RJ45 connectivity with optional NV-RJ45A RJ45-to-screw-terminal adaptors (included)
- Exceptional interference rejection
- Built-in transient protection and ground-lifting
- Compatible with qualified UTP cameras
- Includes rack mount hardware and eight NV-RJ45A adaptors
- Limited lifetime warranty

Employing NVT's latest generation StubEQ™ technology, the NV-3242 is a 32-channel active (amplified) hub that allows the transmission of full-motion monochrome or color video for distances up to 2,000ft (600m) using Category 2 or better unshielded twisted-pair (UTP) wire. The receiver hub continuously and automatically conditions the video signal, compensating for cable attenuation, ground loops, and voltage transients, independent of video signal content. The unparalleled interference rejection and low emissions allow long run video to co-exist in the same wire bundle as telephone, datacom, or low-voltage power circuits. this allows the use of shared or existing cable plant. Ground-lifting ensures no annoying "hum-bars" when ground-potential differences exist. With built-in transient protection, damaging voltage spikes are eliminated.

### Network Video Technologies

4005 Bohannon Drive • Menlo Park, CA 94025 • USA  
(+1) 650.462.8100 • FAX (+1) 650.326.1940  
nvt.com • www.nvt.com/email

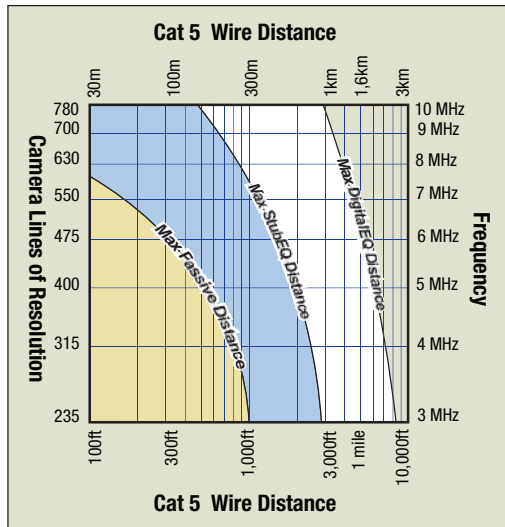


# Model NV-3242

## 32-Channel StubEQ™ Active Receiver Hub

### Technical Specifications

#### VIDEO DISTANCE RECOMMENDATIONS



#### VIDEO

Frequency response	DC to 10 MHz
Equalization	0.5 dB typ
Automatic (no adjustment) 0 to 1,250ft (0 to 380km) for NTSC or PAL standards	
Common-mode / Differential-mode rejection	
15 KHz to 5 MHz	60 dB typ
Impedance	
Coax, female BNC	75 ohms
UTP, Screw terminal block or RJ45	100 ohms



- 1+ Ch. 2, 6, 10, 14, 18, 22, 26, or 30
- 2+ Ch. 1, 5, 9, 13, 17, 21, 25, or 29
- 3+ Ch. 3, 7, 11, 15, 19, 23, 27, or 31
- 4+ Ch. 4, 8, 12, 16, 20, 24, 28, or 32

#### WIRE TYPE

Unshielded Twisted Pair	0 to 1,500ft 24-16 AWG (0,5-1,31mm)
Category Type	2 or better
Impedance	100 ± 20 ohms
DC Loop Resistance	52 ohms per 1,000ft (18 ohms per 100m)
Differential Capacitance	19 pF/ft max (62 pF/m max)

#### LEDs

Power: Blue=OK Red=Fault

#### POWER

External 12VDC 1 Amp regulated power module with IEC380-8 inlet and molded power cord (included)

Voltage	115 / 230VAC
Current	125mA / 60mA
Wattage	15 Watts 50 BTU/Hour
Frequency	50 / 60 Hz

#### ENVIRONMENTAL

Temperature	+32 to +122 °F (0 to +50 °C)
Minimum airflow	4 ft <sup>3</sup> /min (0,1m <sup>3</sup> /min)
Humidity (non-condensing)	0 to 95%
Transient Immunity	per ANSI / IEEE 587 C62.41

#### MECHANICAL

Dimensions, excluding brackets and connectors	
Dimensions	17in wide, 1.7in high, 1.875in deep
	43cm wide, 4,5cm high, 4,8cm deep
Packaged weight	3.0lbs (1,36kg)

#### ACCESSORIES (Included)

Mounting	Rack mount "L" brackets for front, rear, or wall installations; rubber feet for desk applications
NV-RJ45A	Eight NV-RJ45A RJ45 to-screw-terminal

Specifications subject to change without notice.

### Network Video Technologies

4005 Bohannon Drive • Menlo Park, CA 94025 • USA  
 (+1) 650.462.8100 • FAX (+1) 650.326.1940  
 nvt.com • www.nvt.com/email

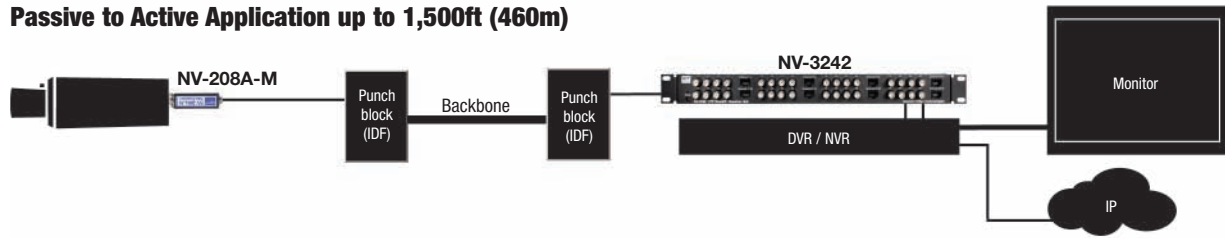


# Model NV-3242

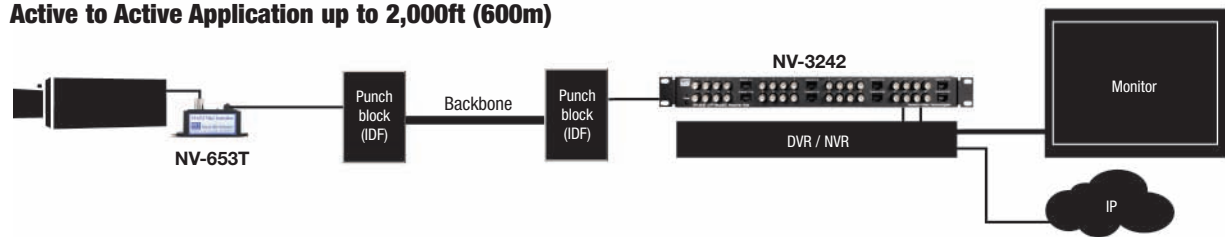
## 32-Channel StubEQ™ Active Receiver Hub

### Typical Applications

#### Passive to Active Application up to 1,500ft (460m)



#### Active to Active Application up to 2,000ft (600m)



### Network Video Technologies

4005 Bohannon Drive • Menlo Park, CA 94025 • USA  
(+1) 650.462.8100 • FAX (+1) 650.326.1940  
nvt.com • www.nvt.com/email

Copyright © 2011 NVT, Inc.  
410-3242-1-C