



## Model NV-214A-M Video Transceiver



### Features:

- Full-motion CCTV video at distances up to 750ft (225m) when used with any passive NVT transceiver or hub
- Up to 3,000 feet (1,000 m) with a DigitalEQ™ Hub or active receiver
- Up to 1,500 feet (460m) shall be supported by any NVT StubEQ™ Hub
- Mini-coax pigtail supports in-camera mounting in most dome cameras
- Reliable screwless UTP terminal connection
- No power required
- Exceptional interference rejection
- Built-in transient protection
- Supports “up-the-coax” type control signal up to 750ft (225m)
- Limited lifetime warranty

The NVT Model NV-214A-M Video Transceiver is a passive (non-amplified) device that allows the transmission of real-time monochrome or color video over Unshielded Twisted-Pair (UTP) telephone wire. Baseband (composite) signals of any type are supported.

This product is an improvement over NVT's popular NV-213A video transceiver. The passive NV-214A-M has a 9" mini-coax pigtail lead which allows in-camera enclosure mounting in most dome cameras and a greater number of mounting options in general at both ends of the system. It is capable of delivering a fully equalized signal to the DVR when used with any Active NVT Receiver, yet is compatible with all of NVT's passive products for applications under 750ft (225m). The NV-214A-M Video Transceiver also incorporates improved transient protection that eliminates the need for a ground screw.

The unparalleled interference rejection and low emissions of the NV-214A-M allow video signals to co-exist in the same wire bundle as telephone, datacom, or low-voltage power circuits. This allows the use of a shared or existing cable plant.

### Network Video Technologies

4005 Bohannon Drive • Menlo Park, CA 94025 • USA  
(+1) 650.462.8100 • FAX (+1) 650.326.1940  
nvt.com • www.nvt.com/email

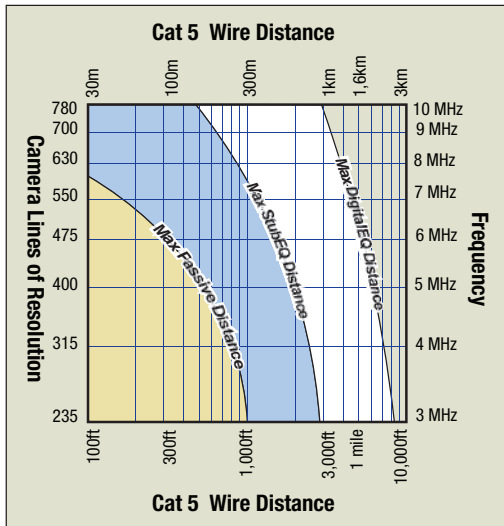


# Model NV-214A-M

## Video Transceiver

### Technical Specifications

#### VIDEO DISTANCE RECOMMENDATIONS



#### POWER

No external power required

#### ENVIRONMENTAL

Ambient ambient temperature -22 to +167 °F (-30 to +75 °C)  
 Humidity (non-condensing) 0 to 95%  
 Transient Immunity per ANSI / IEEE 587 C62.41

#### WIRE TYPE

Network Wiring One Unshielded Twisted Pair  
 24-16 AWG (0.5-1.31mm)  
 Category Type 2 or better  
 Impedance 100 ± 20 ohms  
 DC Loop Resistance 52 ohms per 1,000ft  
 (18 ohms per 100m)  
 Differential Capacitance 19 pF/ft max  
 (62 pF/m max)

#### MECHANICAL

Body Length 1.8in (45mm)  
 Body Height 1.0in (26mm)  
 Body Width 9in (228mm)  
 Product Weight 2.0oz (60g)  
 Packaged Weight 0.14lb (63g)

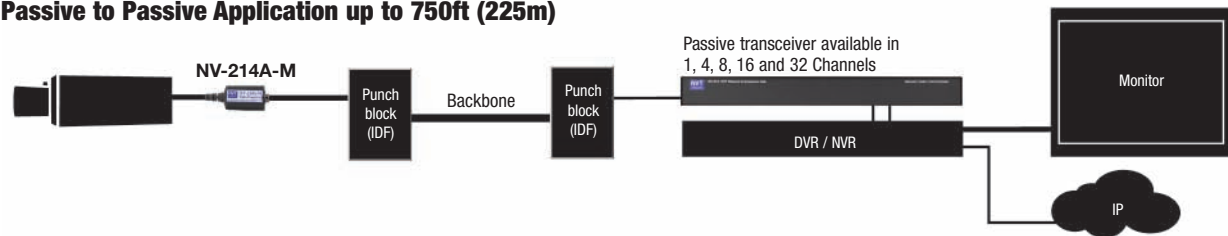
#### VIDEO

Frequency response DC to 10 MHz  
 Attenuation 0.5 dB typ  
 Common-mode / Differential-mode rejection  
 15 KHz to 5 MHz 60 dB typ  
 Impedance  
 Coax, male BNC 75 ohms  
 UTP, Screwless terminal block 100 ohms

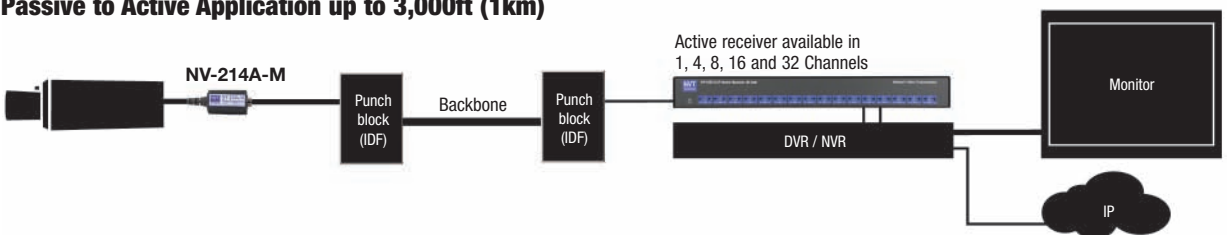
Specifications subject to change without notice.

### Typical Applications

#### Passive to Passive Application up to 750ft (225m)



#### Passive to Active Application up to 3,000ft (1km)



### Network Video Technologies

4005 Bohannon Drive • Menlo Park, CA 94025 • USA  
 (+1) 650.462.8100 • FAX (+1) 650.326.1940  
 nvt.com • www.nvt.com/email