


## Atlas-X1™ Cat 6A Component-Rated Shielded QuickPort™ Jack

### APPLICATION

The Atlas-X1 Cat 6A Component-Rated Shielded QuickPort Jack supports 10GBASE-T networks. The shielded jack provides superior alien crosstalk (AXT) suppression and protects critical data from potential EMI/RFI (electromagnetic interference/radio frequency interference). The jack is part of a complete Atlas-X1 Cat 6A shielded system, ideal for government, healthcare, manufacturing, transportation, gaming, and other environments where EMI/RFI and/or security may be a concern.



### SPECIFICATION

The shielded jack shall meet or exceed all requirements for Category 6A as described in ANSI/TIA-568.2-D, as well as Class EA requirements as described in ISO/IEC 11801-1. The jack shall be compliant with ANSI/TIA-1096-A, cULus listed, and be independently verified for electrical transmission performance and power delivery. The jack shall be encased in a die-cast housing to protect from potential EMI/RFI. The jack shall support tool-free termination/re-termination and shall not require a specialized termination tool. The jack wiring shall be universal to accommodate T568A and T568B wiring schemes. The jack shall be available in 13 colors, more than established by the ANSI/TIA-606 standard. The jack shall be offered in standard and shuttered styles and select jacks shall be supplied with interchangeable icons. It shall exceed IEEE 802.3bt standard up to 0.5 amps per conductor (100 watts) continuously.

### DESIGN CONSIDERATIONS

- Fits most QuickPort applications in patch panels, faceplates, and surface-mount boxes
- Can be used to terminate all types of shielded cable
- To identify ports, use different colored modules and icons (13 ANSI/TIA-606-C compatible colors)
- Robust housing and internal shutter protects the jack in harsh environments

### FEATURES

- Independently tested and guaranteed to exceed all component, permanent link, and channel margins
- Patented Retention Force Technology™ (RFT) protects against tine damage and increases system longevity
- For Power over Ethernet, RFT maintains contact force between plug and jack, preventing arcing from intermittent disconnects
- Shielding provides EMI/RFI protection, signal isolation, and excellent alien crosstalk (AXT) suppression
- Unique design supports tool-free termination/re-termination and requires no specialized termination tool
- Short jack design supports a wider range of applications (e.g. shallow boxes, enclosures, bend radius, etc.)
- Terminates from 26- to 22 AWG solid or stranded conductors for use on various cable types
- Robust IDCs can withstand 20 re-termination cycles and jack contacts are tested for 750 plug-mating cycles to ensure system longevity
- Available in 13 ANSI/TIA-606-C compatible colors
- Select jacks available with interchangeable icons (voice, data, A/V, and blank, color coded to match the jack face) for easy identification and tracking of data, voice, or other functions
- Jack with internal shutter protects against dust and debris
- Solid metal body dissipates 53% more heat than traditional plastic, minimizing damage from excess heat in PoE applications
- Tine geometry prevents arcing damage where plug and jack make contact
- Will exceed IEEE 802.3bt standard up to 0.5 amps per conductor (100 watts) continuously
- ETL verified to meet the IEC 60512-99-002 standard for support of IEEE 802.3bt Type 4 PoE (90-watt) applications

### STANDARDS & REGULATIONS

- ANSI/TIA-568.2-D (Cat 6A)
- ISO/IEC 11801-1 (Class EA)
- ANSI/TIA-1096-A (formerly FCC Part 68)
- IEC 60603-7 (includes IEC 60512-5-2)
- IEC 60512-99-002
- IEEE 802.3bt PoE Type 1 (15.4 Watts) formerly 802.3af, Type 2 (30 Watts) formerly 802.3at, Type 3 (60 Watts), Type 4 (90 Watts)
- Cisco UPoE (60 Watts), UPoE+ (90 Watts)
- Power over HDBaseT™ PoH (95 Watts)
- RoHS 2
- cULus Listed (UL 1863)
- UL 2043 Plenum Certified

# PRODUCT SPECIFICATIONS

## 6ASJK-xx6, ICONS-ICx



6ASJK-xx6, ICONS-ICx

### MECHANICAL SPECIFICATIONS

Dimensions: See below  
 Materials: **Jack Body:** Die-cast zinc  
**Spring-Wire Contacts:** High-quality, copper-based alloy, plated with 50 microinches of gold for lowest contact resistance and maximum life

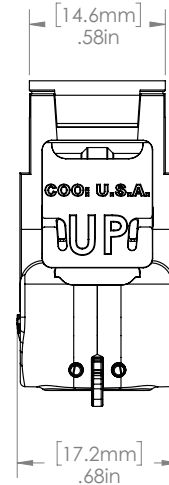
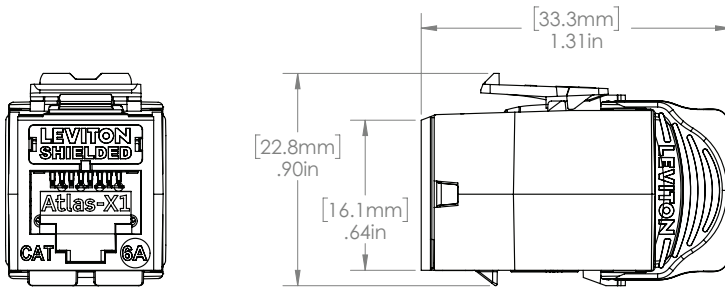
Temperature (Installation): -40 °C to +70 °C  
 Temperature (Operating): -10 °C to +60 °C

### COUNTRY OF ORIGIN

USA

### WARRANTY INFORMATION

For Leviton product warranties, go to [leviton.com/warranty](http://leviton.com/warranty)



### PART NUMBERS

Description	Standard Jack	Jack w/ Internal Shutter	GreenPack™ 12-Pack Standard Jack
Atlas-X1™ Cat 6A Component-Rated Shielded QuickPort™ Jack, white	6ASJK-RW6	6ASJK-SW6	6ASJK-CW6
Atlas-X1 Cat 6A Component-Rated Shielded QuickPort Jack, light almond	6ASJK-RT6	6ASJK-ST6	—
Atlas-X1 Cat 6A Component-Rated Shielded QuickPort Jack, ivory	6ASJK-RI6	6ASJK-SI6	—
Atlas-X1 Cat 6A Component-Rated Shielded QuickPort Jack, yellow	6ASJK-RY6	6ASJK-SY6	—
Atlas-X1 Cat 6A Component-Rated Shielded QuickPort Jack, orange	6ASJK-RO6	6ASJK-SO6	—
Atlas-X1 Cat 6A Component-Rated Shielded QuickPort Jack, crimson	6ASJK-RC6	6ASJK-SC6	—
Atlas-X1 Cat 6A Component-Rated Shielded QuickPort Jack, dark red	6ASJK-RR6	6ASJK-SR6	—
Atlas-X1 Cat 6A Component-Rated Shielded QuickPort Jack, purple	6ASJK-RP6	6ASJK-SP6	—
Atlas-X1 Cat 6A Component-Rated Shielded QuickPort Jack, blue	6ASJK-RL6	6ASJK-SL6	—
Atlas-X1 Cat 6A Component-Rated Shielded QuickPort Jack, green	6ASJK-RV6	6ASJK-SV6	—
Atlas-X1 Cat 6A Component-Rated Shielded QuickPort Jack, gray	6ASJK-RG6	6ASJK-SG6	6ASJK-CG6
Atlas-X1 Cat 6A Component-Rated Shielded QuickPort Jack, black	6ASJK-RE6	6ASJK-SE6	6ASJK-CE6
Atlas-X1 Cat 6A Component-Rated Shielded QuickPort Jack, brown	6ASJK-RB6	6ASJK-SB6	—

Color-matched icons (ICONS-ICx) can be ordered separately in 72-quantity packs.  
 Bulk wire managers (AXSJK-BGM) can be ordered separately in 10-quantity packs.  
 x = icon color



For further support information, visit [leviton.com/ns/support](http://leviton.com/ns/support)



### NETWORK SOLUTIONS GLOBAL HEADQUARTERS

Bothell, WA, USA | [leviton.com/ns](http://leviton.com/ns)  
 (800) 824 3005 / +1 (425) 486 2222 | [appeng@leviton.com](mailto:appeng@leviton.com)

### NETWORK SOLUTIONS EUROPEAN HEADQUARTERS

Glenrothes, UK | [leviton.com/ns/emea](http://leviton.com/ns/emea)  
 +44 (0) 1592 772124 | [customerserviceeu@leviton.com](mailto:customerserviceeu@leviton.com)

Leviton is dedicated to designing, developing and manufacturing sustainable high-performance structured cabling and speciality cabling solutions. Network Solutions products are available worldwide in over 100 countries. Visit us online to learn more.