



# Product Data Sheet

## IM Series: IM-121000 (UT-121000)

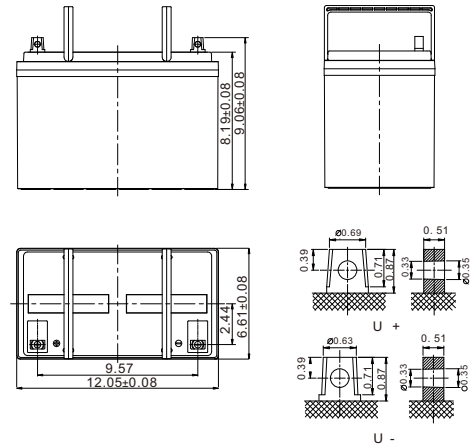
### 12 Volt, 95.0 Amp. Hour

#### Specifications

Rated Voltage	12V						
Nominal Capacity	95.0Ah	(C <sub>20</sub> , 1.75V/cell, 20hrs)					
Dimensions	Length	12.05 inches (306mm)					
	Width	6.61 inches (168mm)					
	Container Height	8.19 inches (208mm)					
	Total Height	9.06 inches (230mm)					
Approx Weight	67.5 lbs (30.6Kg)						
Terminal	U						
Container Material	ABS						
Rated Capacity (25°C)	95.4 Ah	(20hr, 4.77A, 1.80V/cell)					
	90.0 Ah	(10hr, 9.00A, 1.80V/cell)					
	82.5 Ah	(5hr, 16.5A, 1.75V/cell)					
	75.3 Ah	(3hr, 25.1A, 1.75V/cell)					
	58.0 Ah	(1hr, 58.0A, 1.60V/cell)					
Max. Discharge Current	900A (5s)						
Internal Resistance (25°C)	Approx 6.0mΩ						
Operating Temp. Range	Discharge	5 ~ 122°F (-15 ~ 50°C)					
	Charge	-4 ~ 104°F (-20 ~ 40°C)					
	Storage	5 ~ 104°F (-15 ~ 40°C)					
Nominal Operating Temp. Range	77±5°F (25±3°C)						
Standby/Float Use	Initial Charging Current less than 25.0A. Voltage 13.5V~13.8V at 77°F(25°C)Temp. Coefficient -10mV/°F						
	Temperature Effect on Capacity	<table border="1"> <tr> <td>104°F (40°C)</td> <td>103%</td> </tr> <tr> <td>77°F (25°C)</td> <td>100%</td> </tr> <tr> <td>32°F (0°C)</td> <td>86%</td> </tr> </table>	104°F (40°C)	103%	77°F (25°C)	100%	32°F (0°C)
104°F (40°C)	103%						
77°F (25°C)	100%						
32°F (0°C)	86%						
Self Discharge	IM series batteries may be stored for up to 6 months at 77°F(25°C) and then a freshening charge is required.						
	For higher temperatures - time interval will be shorter.						



#### Layout



#### Constant Current Discharge (Amperes) at 77°F(25°C)

F.V/Time	10min	15min	20min	30min	45min	1h	2h	3h	4h	5h	6h	8h	10h	20h
1.85V/cell	134.5	116.6	91.7	82.0	60.0	50.8	30.9	22.7	17.8	15.5	13.6	10.5	8.68	4.61
1.80V/cell	152.6	132.1	103.7	89.3	63.5	52.6	32.0	24.6	19.0	16.3	14.6	11.0	9.00	4.77
1.75V/cell	165.5	143.0	111.9	91.1	65.8	55.2	33.6	25.1	19.4	16.5	14.8	11.1	9.18	4.82
1.70V/cell	176.5	151.9	118.7	92.9	67.1	56.3	34.3	25.6	19.7	16.8	14.8	11.2	9.27	4.87
1.65V/cell	182.1	156.3	121.9	94.3	68.1	57.1	34.8	25.8	20.0	17.2	14.9	11.4	9.39	4.93
1.60V/cell	188.3	161.2	125.0	95.6	69.1	58.0	35.3	26.1	20.2	17.4	15.0	11.6	9.50	4.99

C.O.V - Cutoff Voltage/cell. The battery is fully charged & being discharged to COV

#### Constant Power Discharge (Watts/cell) at 77°F(25°C)

F.V/Time	10min	15min	20min	30min	45min	1h	2h	3h	4h	5h	6h	8h	10h	20h
1.85V/cell	253.0	220.8	174.4	156.7	115.3	98.2	60.2	44.4	34.9	30.4	26.9	20.8	17.3	9.17
1.80V/cell	283.0	246.9	195.1	169.2	121.3	101.2	61.9	47.9	37.2	31.9	28.8	21.8	18.1	9.49
1.75V/cell	302.0	263.6	208.2	171.4	125.0	105.7	64.8	48.7	37.7	32.3	28.9	21.9	18.2	9.57
1.70V/cell	317.5	277.1	218.9	173.3	126.6	107.2	65.9	49.5	38.2	32.8	29.0	22.2	18.4	9.66
1.65V/cell	322.7	281.6	222.5	174.5	127.7	108.2	66.6	49.7	38.7	33.3	29.1	22.4	18.6	9.77
1.60V/cell	327.2	285.5	225.6	175.3	128.4	109.0	67.1	49.9	39.0	33.7	29.2	22.7	18.8	9.87

C.O.V - Cutoff Voltage/cell. The battery is fully charged & being discharged to COV



# Product Data Sheet

## IM Series: IM-121000 (UT-121000)

### 12 Volt, 95.0 Amp. Hour

#### Applications

- All purpose
- Uninterruptable Power Supply (UPS)
- Electric Power System (EPS)
- Emergency backup power supply
- Alarm and security system
- Communication power supply
- DC power supply
- Auto control system

#### General Features

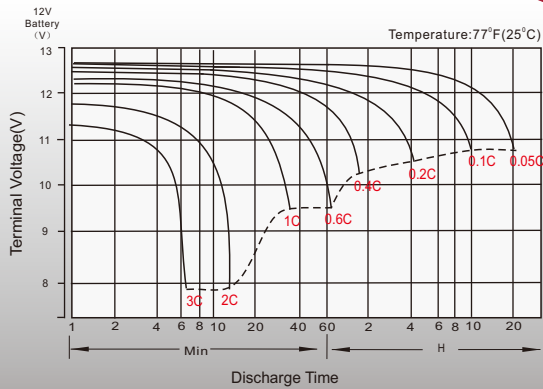
- 5 years design life(77°F)
- Special exhaust structure and sealing technology, safe and reliable, flexible installation, convenient maintenance
- High purity PbCaSn raw material alloy is used for plate grids, assuring less gassing & low self-discharge rate
- High quality AGM separator: extend cycle life and prevent micro short circuit

#### Standards

- Compliance with IEC 60896 standards, EU Battery Directive
- UL, CE Certified
- Manufactured in IATF16949,ISO45001, ISO 9001 and ISO 14001 certified production facilities

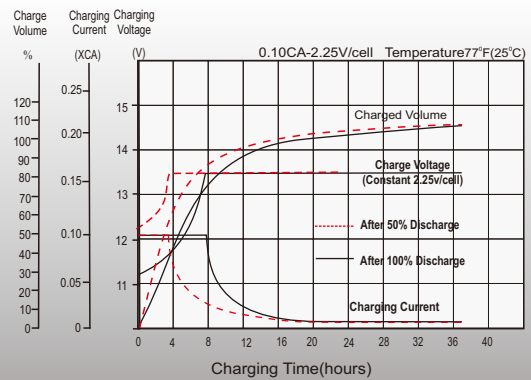


#### Discharge Characteristics

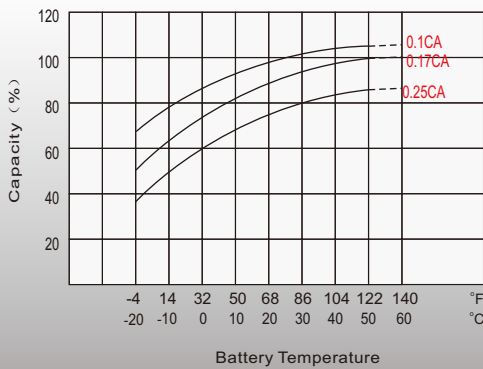


Curves represent Constant Current draw (Amp.)  
 1C curve = 1 x Nominal capacity=95amp. constant draw 0.05C curve = 0.05 x Nominal capacity = 4.75amp. draw

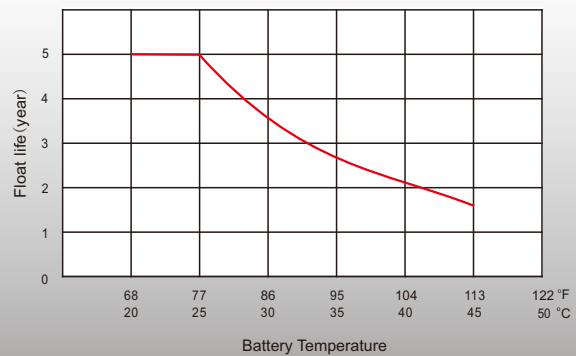
#### Standby/Float Charging Characteristics



#### Temperature Effectes on Battery Capacity



#### Temperature Effectes on Long Term Float Life



#### Sales Offices

Sales: 1.800.233.6261

Website: [www.adiglobaldistribution.us](http://www.adiglobaldistribution.us)  
[www.adiglobaldistribution.ca](http://www.adiglobaldistribution.ca)