

DS-69xxUDI Series

Decoder



- Up to 4K (3840 x 2160 @ 30 Hz) Resolution
Up to 1920 x 1080 Resolution
- Up to 16-ch Decoding at 12 MP
- H.265+/H.265, H.264+/H.264, MPEG4, and MJPEG Video Compression
- PS, RTP, TS, ES, and HIK Encapsulation Formats
- Active and Passive Decoding
- G.722, G711A, G726, G711U, MPEG2-L2, and AAC Audio Compression

Hikvision's DS-69xxUDI Series Decoders support resolutions of up to 4K (3840 x 2160 @ 30 Hz) via HDMI output interfaces. These decoders feature 16-ch decoding at 12 MP, as well as the latest H.265+/H.265, H.264+/H.264, MPEG4 and MJPEG video compression formats.

DS-6900UDI Series Decoders are Wi-Fi enabled and can be accessed via Web browser or client software. Decoded video streams are displayed through direct camera links or streaming media forwarding.




Thermal camera specifications, such as temperature measurements, dynamic fire source detection, ship detection, and VCA information are also easily accessible in live view and playback modes.

Available models: DS-6901UDI, DS-6904UDI, DS-6908UDI, DS-6916UDI


Specifications

	DS-6901UDI	DS-6904UDI	DS-6908UDI	DS-6916UDI
Video / Audio Input				
VGA and DVI-I Input	-	1 DVI and 1 VGA	1 DVI and 1 VGA	1 DVI and 1 VGA
		WSXGA: 1680 × 1050 / 60 Hz; WXGA: 1440 × 900 / 60 Hz; WXGA: 1280 × 800 / 60 Hz; 1366 × 768 / 60 Hz; 1080p: 1920 × 1080 @ 50 / 60 Hz; UXGA: 1600 × 1200 @ 60 Hz; XGA: 1280 × 960 @ 60 Hz; 720p: 1280 × 720 @ 50 Hz / 60 Hz; SXGA: 1280 × 1024 @ 60 Hz; XGA: 1024 × 768 @ 60 Hz		
Video / Audio Output				
HDMI Output	1-ch 4K: 3840 × 2160 @ 30 Hz (for odd interface only); 1080p: 1920 × 1080 @ 50 / 60 Hz; WSXGA: 1680 × 1050 / 60 Hz; UXGA: 1600 × 1200 @ 60 Hz (for odd interface only); 720p: 1280 × 720 @ 50 Hz / 60 Hz; SXGA: 1280 × 1024 @ 60 Hz; XGA: 1024 × 768 @ 60 Hz	4-ch	8-ch	16-ch
Audio DB-15 Output	6.722, G711A, G726, G711U, MPEG2-L2, and AAC Audio	-	-	-
VGA Output	1-ch 1080p: 1920 × 1080 @ 50 / 60 Hz; WSXGA: 1680 × 1050 / 60 Hz; SXGA: 1280 × 1024 @ 60 Hz; 720p: 1280 × 720 @ 50 Hz / 60 Hz; XGA: 1024 × 768 @ 60 Hz	-	-	-
BNC Output	1-ch	2-ch, 2 DB 15 DB-15 connectors and harnesses	8-ch, 2 DB-15 connectors and harnesses	16-ch, 4 DB-15 connector and harness
Video / Audio Decoding				
Decoding Resolution	Up to 12 MP			
Decoding Channel	16-ch	32-ch	64-ch	128-ch
Decoding Capability	12 MP @ 20 fps: 2-ch; 8 MP @ 30 fps: 4-ch; 5 MP @ 30 fps: 6-ch; 3 MP @ 30 fps: 10-ch; 1080p @ 30 fps: 16-ch	12 MP @ 20 fps: 4-ch; 8 MP @ 30 fps: 8-ch; 5 MP @ 30 fps: 12-ch; 3 MP @ 30 fps: 20-ch; 1080p @ 30 fps: 32-ch	12 MP @ 20 fps: 8-ch; 8 MP @ 30 fps: 16-ch; 5 MP @ 30 fps: 24-ch; 3 MP @ 30 fps: 40-ch; 1080p @ 30 fps: 64-ch	12 MP @ 20 fps: 16-ch; 8 MP @ 30 fps: 32-ch; 5 MP @ 30 fps: 48-ch; 3 MP @ 30 fps: 80-ch; 1080p @ 30 fps / 3 Mbps: 128-ch
Split Screen	1 / 4 / 6 / 8 / 9 / 12 / 16 / 25 / 36			
External Interface				
Network Interface	1; 10/100/1000 Mbps self-adaptive Ethernet interface	2; 10/100/1000 Mbps self-adaptive management network interface; 2; 10/100/1000 Mbps self-adaptive Ethernet interface; 16; 10M/100 Mbps self-adaptive Ethernet interface		2; 10/100/1000 Mbps self-adaptive management network interface; 2; 10/100/1000 Mbps self-adaptive Ethernet interface; 16; 10M/100 Mbps self-adaptive Ethernet interface
Serial Interface	1 RS-232 (RJ45), 1 RS-485			
Audio Output	1-ch	4-ch, 1 DB 15	8-ch, 1 DB 15	16-ch, 2 DB-15
Alarm Inputs	8			
Alarm Outputs	8			
General				
Power Supply	12 VDC	120 VAC	120 VAC	100 to 240 VAC
Power Consumption	≤ 15 W	≤ 70 W	≤ 70 W	≤ 108 W
Working Temperature	14° F to 131° F (-10° C to 55° C)			
Working Humidity	10 to 90%			
Dimensions (W x D x H)	8.66" × 5.83" × 1.77" (220 mm x 148 mm x 45 mm)	17.32" × 12.24" × 1.75" (440 mm × 311 mm × 44.5 mm)	17.32" × 12.24" × 1.75" (440 mm × 311 mm × 44.5 mm)	17.32" × 12.24" × 3.15" (440 mm × 311 mm × 80 mm)
Weight	≤ 2.65 lb (1.2 kg)	≤ 11.4 lb (5.2 kg)	≤ 11.4 lb (5.2 kg)	≤ 14.11 (6.4 kg)


Accessories

DS-6901UDI	DS-6904UDI	DS-6908UDI	DS-6916UDI
No cable	2 4-output BNC cables	2 8-output BNC cables	4 8-output BNC cables
			

Physical Interfaces




DS-6901UDI Front Panel




DS-6901UDI Rear Panel

1. Network Connection LED Indicator	8. Line Input / Output
2. Power LED Indicator	9. RS-232 Interface
3. Data Transmission/Receiving Status LED Indicator	10. Alarm Input / Output
4. HDMI Video Output	11. LAN 10/100/1000 Mbps Ethernet Interface
5. VGA Video Output	12. RS-485 Interface
6. Audio Out	13. Power Supply (12 VDC)
7. BNC Video Output	14. GND (Ground)



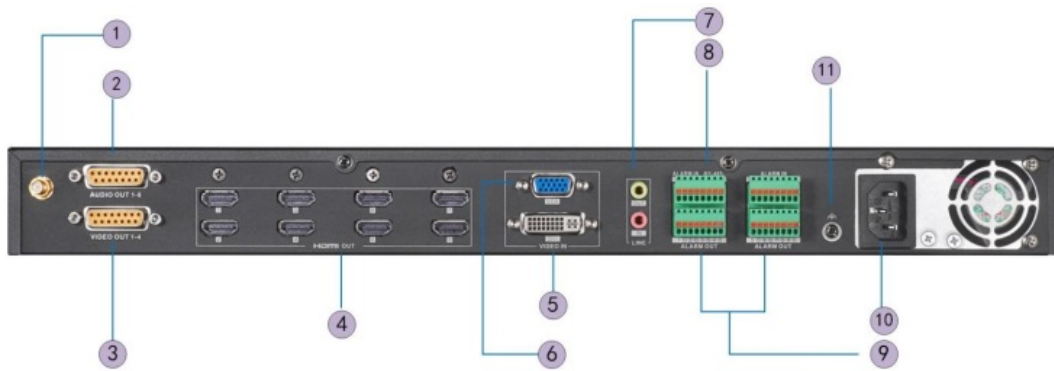
DS-6904UDI/6908UDI Front Panel

1. Power Indicator	6. LAN 10 / 100 / 1000 Mbps Ethernet Interface 2
2. HDD 1 Indicator (Reserved)	7. RS-232 Interface
3. HDD 2 Indicator (Reserved)	8. Local Management Network Interface 1
4. USB 2.0	9. LAN 10 / 100 / 1000 Mbps Ethernet Interface 1
5. Local Management Network Interface 2	10. LAN 10 / 100 Mbps Ethernet Interface




DS-6904UDI Rear Panel

1. Wi-Fi Antenna	7. Line Input / Output
2. Audio Out	8. RS-232 Interface
3. Video Out	9. Alarm Input / Output
4. HDMI Video Output	10. Power
5. DVI Video Input	11. GND
6. VGA Video Input	



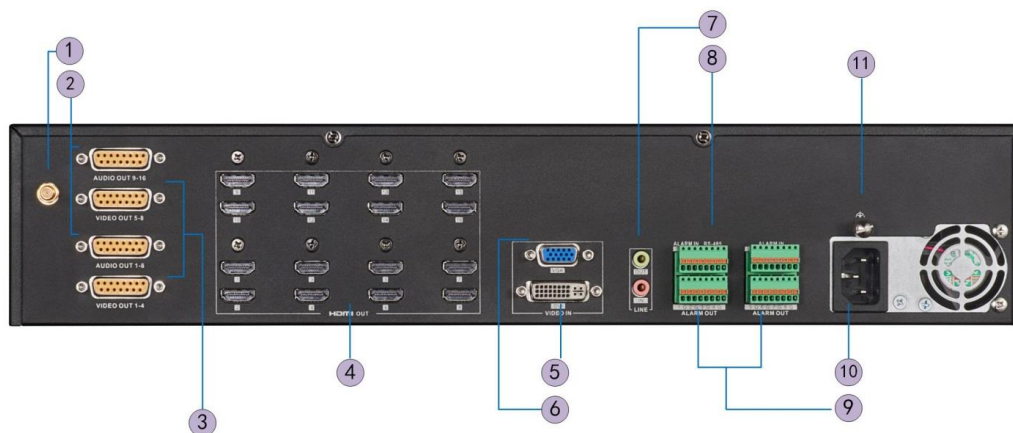
DS-6908UDI Rear Panel

1. Wi-Fi Antenna	7. Line Input / Output
2. Audio Out	8. RS-232 Interface
3. Video Out	9. Alarm Input / Output
4. HDMI Video Output	10. Power
5. DVI Video Input	11. GND
6. VGA Video Input	



DS-6916UDI Front Panel

1. HDD 1 Indicator (Reserved)	6. Local Management Network Interface 1
2. HDD 2 Indicator (Reserved)	7. RS-232 Interface
3. Power Indicator	8. USB 2.0
4. LAN 10 / 100 Mbps Ethernet Interface	9. Local Management Network Interface 2
5. LAN 10 / 100 Mbps Ethernet Interface 1	10. LAN 10 / 100 / 1000 Mbps Ethernet Interface 2



DS-6916UDI Rear Panel

1. Wi-Fi Antenna	7. Line Input / Output
2. Audio Out	8. RS-232 Interface
3. Video Out	9. Alarm Input / Output
4. HDMI Video Output	10. Power
5. DVI Video Input	11. GND
6. VGA Video Input	