

HES[®] 5200 Electric Strike

Works with cylindrical locksets
up to a 3/4" throw latchbolt



Also available in
a Complete One
Box Solution

The Grade 1 solution with horizontal adjustability.

The HES 5200 Series Electric Strike features an in-frame horizontal adjustable design to simplify the installation process. This feature allows the installer to easily adjust the electric strike opening to accommodate the horizontal position of the latchbolt after the strike has been installed. This field selectable fail safe/fail secure unit is easy to install and accommodates latchbolts up to 3/4" throw.

Features

Standard Features

- Tamper resistant
- Static strength 1,500 lbs
- Dynamic strength 70 ft-lbs
- Endurance 1 million cycles
- Field selectable fail safe/fail secure
- In-frame horizontal adjustment
- Non-handed
- Internally mounted solenoid
- Accommodates 5/8" – 3/4" [15.9mm – 19mm] latchbolt (3/4" [19mm] with 1/8" [3.2mm] door gap)
- Strike body depth 1-3/16" [30.2mm]
- Plug-in connector
- Trim enhancer included
- SecuriCare five-year, no-fault, no questions asked warranty (Addition of HES SMART Pac[®] III extends the warranty to 10 years)

Optional Features

- **LBM** Latchbolt monitor
- **LBSM** Latchbolt strike monitor

Accessories

- **5200-500** Filler block for retrofit applications
- **150** Strike latch guard
- **HES-CUT-MTK** Metal template kit
- **2001M** Plug-in bridge rectifier
- **2004M** ElectroLynx[®] adapter
- **2005M3** SMART Pac[®] III
- **2006M** Plug-in buzzer
- **5204-1/2** 1/2" [12.7mm] stackable lip extension
- **5204-1** 1" [25.4mm] stackable lip extension
- **5204-1-1/4** 1-1/4" [31.8mm] stackable lip extension



Grade 1



SecuriCare
Warranty



Cylindrical
Locksets



Specialty
Locksets



Field Selectable
(Fail secure
/Fail safe)



Dual Voltage
12/24



PoE
Friendly



Burglary
Rated

Specifications

Certifications

- ANSI/BHMA A156.31, Grade 1
- UL 1034 burglary-resistant listed
- UL 294 listed
- RoHS compliant

Frame Application

- Metal
- Wood

Electrical (DC Continuous Duty)

- Dual voltage 12/24 VDC/VAC
- 240 mA at 12 VDC/120 mA at 24 VDC
- PoE friendly

Dimensions

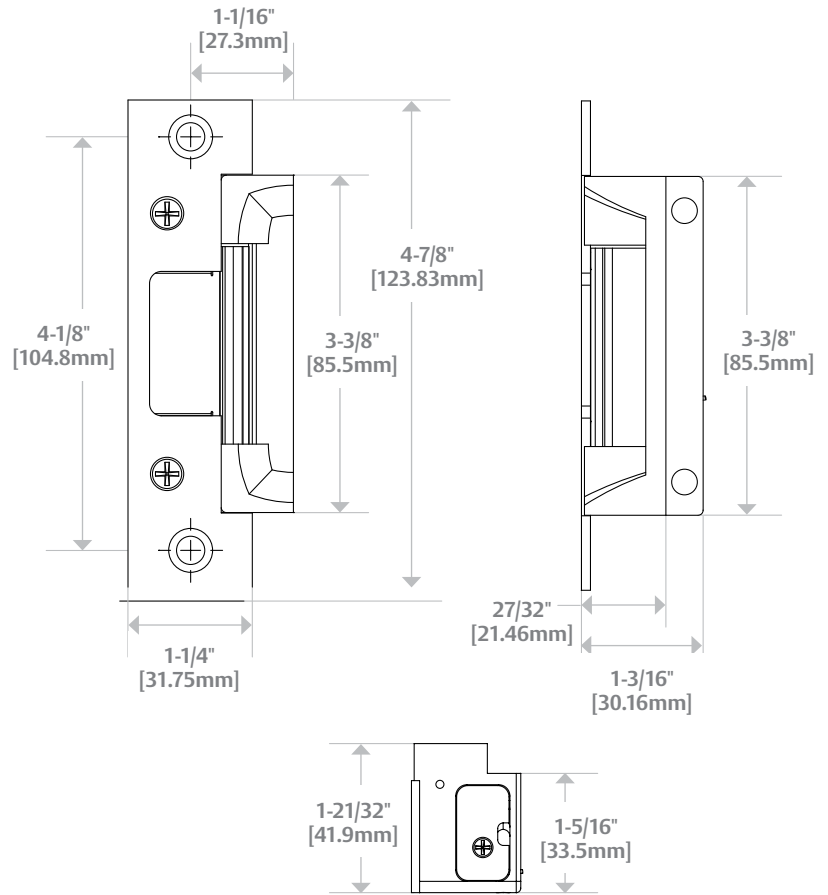


Diagram shown with 501 Option
















How to Order

SERIES	MODEL	FINISH	OPTION (S)
5200	—	— 630	— LBM
5200 Universal Electric Strike; Faceplates ordered separately	C* Complete Electric Strike; includes the 501 and 501A faceplates	605 Bright Brass 606 Satin Brass 612 Satin Bronze 613 Bronze Toned 629 Bright Stainless Steel 630 Satin Stainless Steel BLK Black	LBM Latchbolt Monitor LBSM Latchbolt Strike Monitor

*Complete Pacs are only available in the 630 finish

NOTE: Electric strike compatibility is determined at time of electric strike product release. ASSA ABLOY is not responsible for incompatibility of products that have changed in design or craftsmanship by their respective manufacturers. When compatibility is a concern, contact Customer Support for application assistance.

HES 5000/5200 Series Faceplate Options

<p>OPERATION</p>	 	<p>After releasing the latchbolt, the keeper returns to the locked position.</p>
 <p>4-7/8" × 1-1/4" [123.8mm × 31.75mm] Square corners and flat faceplate</p>	<p>501 Option</p> <p>For use with: Cylindrical locksets in ANSI metal jambs</p> <p>ANSI/BHMA Numbers: E09321, E09322, E09323</p>	
 <p>4-7/8" × 1-1/4" [123.8mm × 31.75mm] Radius corners and flat faceplate</p>	<p>501A Option</p> <p>For use with: Cylindrical locksets or spring latches in aluminum frames. Includes universal mounting tabs.</p> <p>ANSI/BHMA Numbers: E09321, E09322, E09323</p>	 
 <p>7-15/16" × 1-7/16" [201.6mm × 36.5mm] Radius corners and flat faceplate</p>	<p>502 Option</p> <p>For use with: Cylindrical locksets or spring latches in aluminum frames. Includes universal mounting tabs.</p> <p>ANSI/BHMA Numbers: E09321, E09322, E09323</p>	 
 <p>6-7/8" × 1-1/4" [174.6mm × 31.75mm] Radius corners and flat faceplate</p>	<p>503 Option</p> <p>For use with: Cylindrical locksets or spring latches in aluminum frames. Includes universal mounting tabs.</p> <p>ANSI/BHMA Numbers: E09321, E09322, E09323</p>	 
 <p>10" × 1-3/8" [254mm × 34.9mm] Radius corners and flat faceplate</p>	<p>504 Option</p> <p>For use with: Cylindrical locksets. Four-point mounting for wood installations</p> <p>ANSI/BHMA Numbers: E09321, E09322, E09323</p>	

"For use with" information is offered as a recommendation only. Reference should be made to the lockset manufacturer for proper installation instructions necessary to meet compatibility requirements.