



AC750 Wi-Fi Range Extender

Stable Dual Band
Wi-Fi Extension

RE200



OneMesh™



Wi-Fi Dead-Zone
Killer



Access
Point Mode



Easy Setup
with App

Highlights

OneMesh™: Flexibly Create a Whole-Home Wi-Fi

Create a Mesh network by connecting your range extender to a OneMesh™ router for seamless whole-home coverage.

Wi-Fi Dead-Zone Killer

Eliminate weak signal areas with Wi-Fi coverage for the whole house.

Smart Roaming


Enjoy uninterrupted streaming, surfing and more — even when moving around your home.

One Wi-Fi Name

Stay connected to the same network name in every room.

Unified Management

Manage the whole-home Wi-Fi by managing the central node via Tether app/Web UI.



Upgrade to Mesh Network



Enjoy Mesh network without having to replace your existing router by simply updating your OneMesh™ router's firmware.

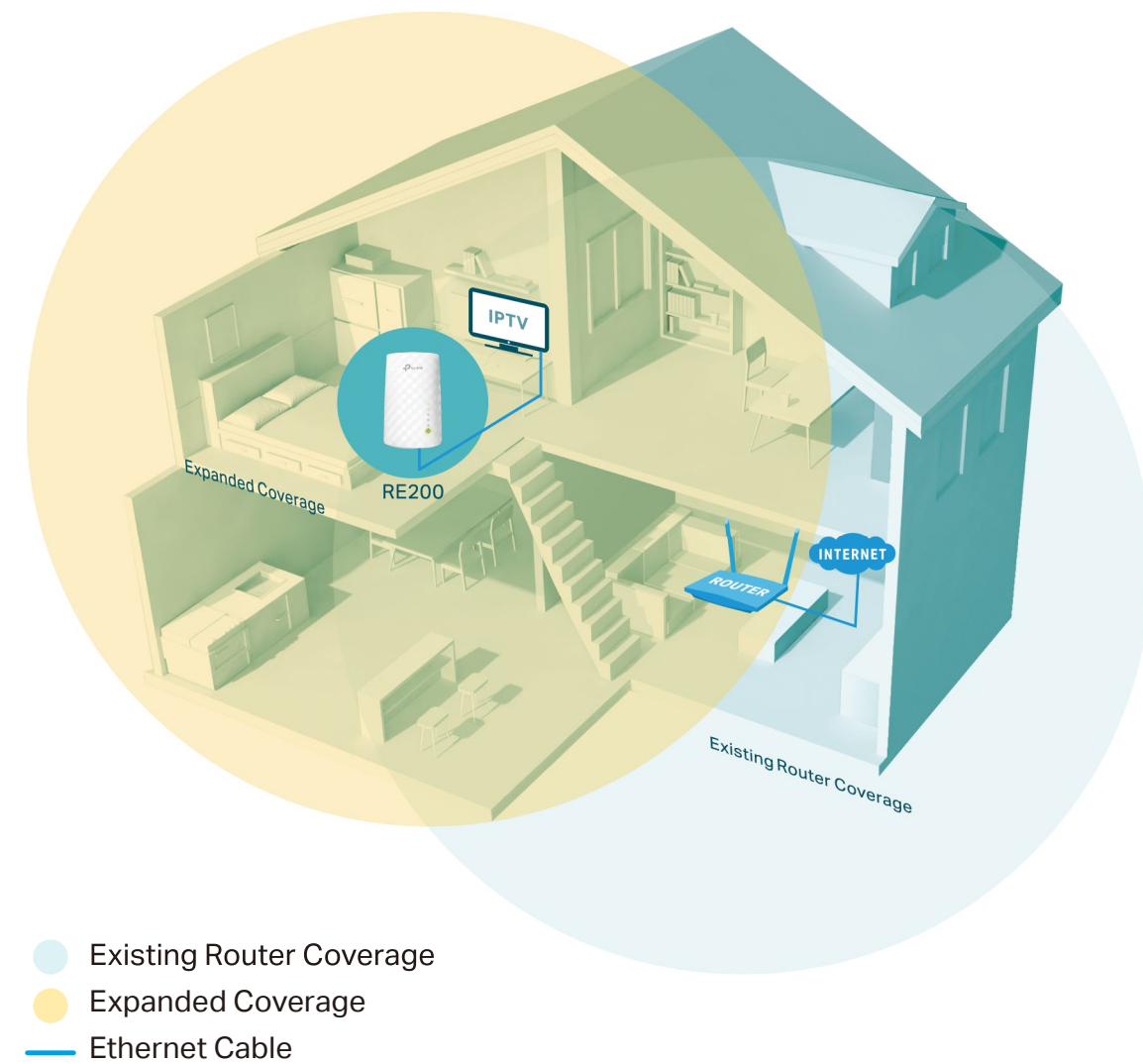
Check full list of OneMesh™ routers and range extenders at: <https://www.tp-link.com/onemesh/compatibility>

*More compatible devices are coming soon.

Highlights

Extend the Range of Your Wi-Fi Network

The AC750 Wi-Fi Range Extender connects to your router wirelessly, strengthening and expanding its signal into areas it can't reach on its own, achieving speeds of 300Mbps on the 2.4GHz band and 433Mbps on the 5GHz band.




Perfect Location at a Glimpse

An intelligent Signal light helps you quickly find the best location to install the range extender.



Features



Ease of Use

- Compact Wall-Plug Design– Easy to install and move
- Ethernet Port – Connects a wired device to your Wi-Fi network
- Intuitive Web UI– Ensures quick and simple installation without hassle
- Fast Encryption – Makes secure wireless connection quick and easy with the push of a WPS button
- Hassle-free Management with Tether App – Network management is made easy with the TP-Link Tether App, available on any Android or iOS device



Speed

- Ultimate Wireless Speed – Combined wireless speeds of up to 300Mbps (over 2.4GHz) and 433Mbps (over 5GHz)
- Support 802.11ac – Provides a data transfer rate 3 times faster than 802.11n for each stream
- High Speed Mode – Use one dedicated Wi-Fi band to boost extender performance



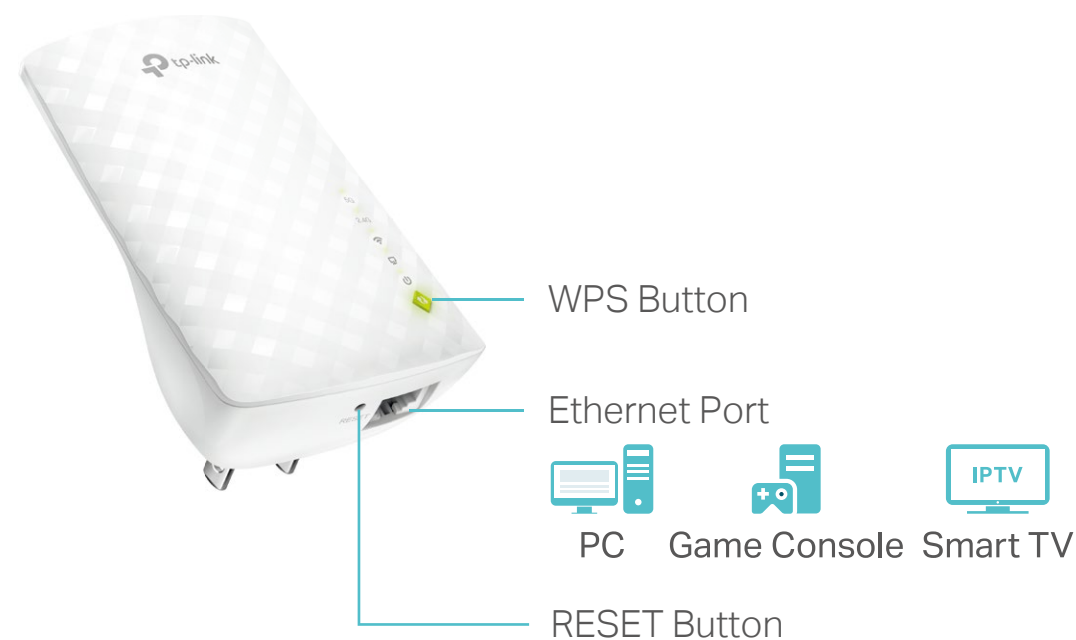
Reliability

- Simultaneous Dual Band Connection – Separate 2.4GHz and 5GHz Wi-Fi bands enable more devices to connect to your network without a drop in performance
- Access Control – Flexibly allows or restricts certain devices to access the internet for a specific period
- Multi-Language Support– Use your familiar language to easily manage the extender
- LED Control– Easily schedules the LED on or off to your needs, no blinking light disturbing your sleep

Specifications

Hardware

- Ethernet Port: 1 10/100Mbps RJ45 Port
- Button: WPS Button, RESET Button
- Antenna: 3 Omni-directional Antennas
- Power Consumption: 7.3W
- Dimensions (W × D × H): 2.6×1.5×4.3 in. (65.8×38.8×110mm)



Wireless

- Wireless Standards: IEEE 802.11 a/n/ac 5GHz, IEEE 802.11b/g/n 2.4GHz
- Frequency: 2.4GHz and 5GHz
- Signal Rate: 300Mbps at 2.4GHz, 433Mbps at 5GHz
- Transmit Power: FCC: ≤30dBm
- Reception Sensitivity:
 - 5GHz:
 - 11a 6Mbps:-95dBm, 11a 54Mbps:-78dBm
 - 11ac HT20 MCS0:-95dBm,MCS8: -73dBm
 - 11ac HT40 MCS0:-92dBm,MCS9: -67dBm
 - 11ac HT80 MCS0: -88dBm,MCS9: -64dBm
 - 2.4GHz:
 - 11g 54Mbps:-80dBm, 11n HT20: -78dBm
 - 11n HT40: -75dBm
- Wireless Function: WMM, Short GI, High Speed, WPS, Wireless Multicast Forwarding, DHCP Server, Access Control
- Wireless Security: WEP, WPA-PSK/WPA2-PSK encryptions

Others

- Certification
FCC, RoHS
- System Requirements
Microsoft Windows 98SE, NT, 2000, XP, Vista™ or Windows 7, 8, 8.1, 10, MAC OS, NetWare, UNIX or Linux
Internet Explorer 11, Firefox 12.0, Chrome 20.0, Safari 4.0, or other Java-enabled browser
- Environment
Operating Temperature: 0°C ~ +40°C
Operating Humidity: 10% ~ 90%RH
- Package Contents
AC750 Wi-Fi Range Extender RE200
Quick Installation Guide



For more information, please visit
<https://www.tp-link.com/products/details/RE200.html>
or scan the QR code left

*Maximum wireless signal rates are the physical rates derived from IEEE Standard 802.11 specifications. Actual wireless data throughput and wireless coverage per ft2 are not guaranteed and will vary as a result of network conditions, client limitations, and environmental factors, including building materials, obstacles, volume and density of traffic, and client location.

*The product may not be compatible with routers or gateways with firmware that has been altered, is based on open source programs, or is non-standard or outdated.

©2020 TP-Link

www.tp-link.com

TP-Link AC750 Wi-Fi Range Extender RE200